

dmc sd range

automatic wide belt sanders







dmc sd range

automatic wide belt sanders

YOUR NEEDS, OUR SOLUTIONS



dmc sd 30



dmc sd 60



dmc sd 70



dmc sd 90



6

DMC SD 30

8

DMC SD 60


10

DMC SD 70

12

DMC SD 90

SOLID



Sturdy main frame for high production capabilities.

Up to 18,5 kW power for **high stock removal calibrating**.

MADE IN ITALY



100% made in Italy

Over 60 years' experience in innovating and manufacturing woodworking machines guarantees **top reliability and quality standards**.

RELIABLE



Technical features and design characteristics ensure a correct functioning and a **long-lasting reliability**.





dmc sd range

automatic wide belt sanders

FLEXIBLE



Wide availability of technological devices which makes the **sd range** **flexible and versatile** for every production process.

LEAN



The design, the concept and the general principles for the machine project are inspired by **lean production** to grant the customer a maximized result.

42

Machine control

43

Technical data



sd 30

TECHNOLOGICAL FEATURES

TECHNOLOGICAL ADVANTAGES



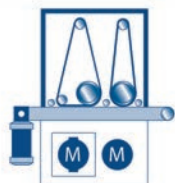
Belt oscillation controlled by an electronic photocell for longer life span of the belt.

Available versions

It is available with 950 and 1100 mm working widths, it is possible to accommodate 1 to 2 operating units to ensure a high flexibility level.



CS



RCS




Sequencing Led indicator for panel introduction to ensure reduced machining costs.





dmc sd 30

automatic wide belt sanders

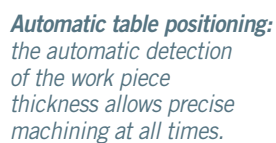


Natural rubber vacuum table with diamond-shaped belt: the best piece traction and the maximum stability.

Working table with wide-opening from 4 to 170 mm, for substantial working thickness processing.



TECHNOLOGICAL ADVANTAGES



Five versions, one to five operating units and 1100 and 1350 mm working widths.





dmc sd 60

automatic wide belt sanders

dmc sd 60



Sequencing Led indicator for panel introduction to ensure reduced machine costs.



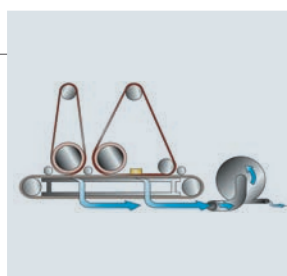
"HPL" planer unit, maximum removal in just one single pass.



Buffing and structuring units on the outfeed of the working table for exclusive surface finishes.



Interchangeable brushing unit on the outfeed of the working table for high processing flexibility.



Vacuum table no slipping of the work piece.



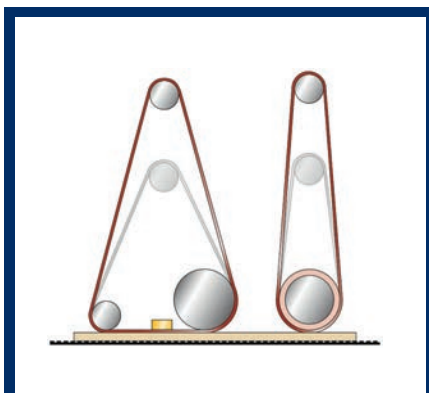
Automatic feed belt centering for a longer lifespan of the belt.



sd 70

TECHNOLOGICAL FEATURES

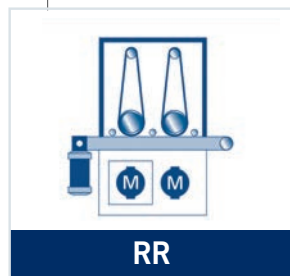
TECHNOLOGICAL ADVANTAGES



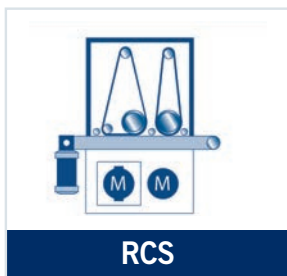
*Long belts: 2620 mm length
for greater productivity and less downtime.*



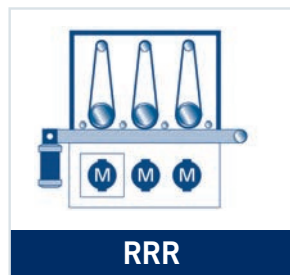
*160 mm rollers diameters
for heavy-duty processing.*



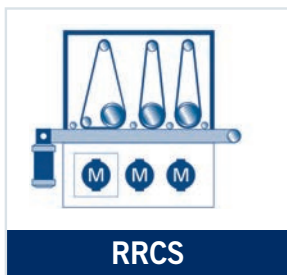
RR



RCS



RRR



RRCS

*Available versions
Four versions, equipped
with two or three
operating units and
1350 mm working widths.*





dmc sd 70

automatic wide belt sanders



Belt oscillation controlled by an electronic photocell for longer lifespan of the belt.




Oscillating buffing unit and structuring unit on the outfeed of the working table for exclusive finishing.



Interchangeable brushing unit on the outfeed of the working table for high processing flexibility.

900 mm fixed height worktable for increased versatility (opt.)

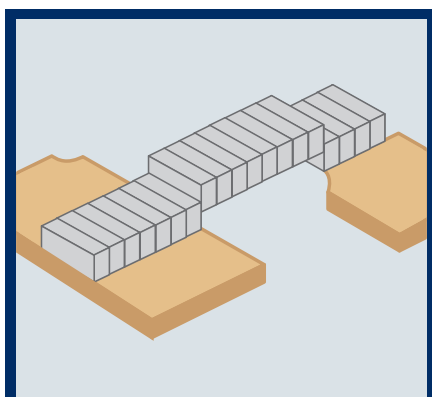


Integrated electro-fan, reduced overall dimensions and noise emissions with the fan positioned under the work table.




TECHNOLOGICAL FEATURES

TECHNOLOGICAL ADVANTAGES



Electronic sectional pad.

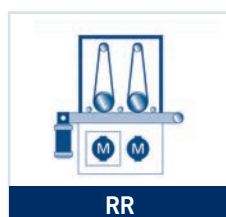


Integrated electro-fan, reduced overall dimensions and noise emissions with the fan positioned under the work table.

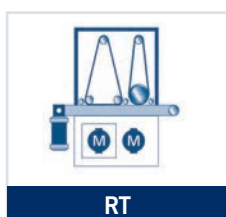


Available versions

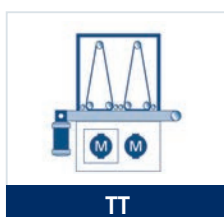
It is available in 12 versions, with two or three main operating groups, in which it is possible to insert a crossbelt or a planer unit in the first position, substitute the pad unit with a superfinishing unit, and add a complete range of devices for the work table and the presser units.



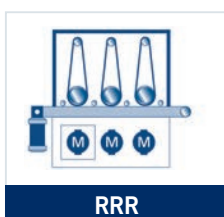
RR



RT



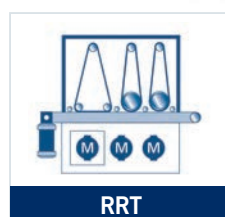
TT



RRR



RCS



RRT





dmc sd 90

automatic wide belt sanders



*Superfinishing unit
with 2620 mm belt length.*



Natural rubber vacuum table with diamond-shaped belt: the best piece traction and the maximum stability.



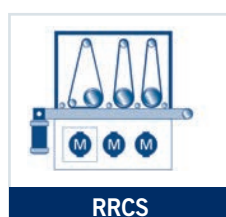
*Extractable internal crossbelt
unit with 5000 mm belt
length.*




RTT



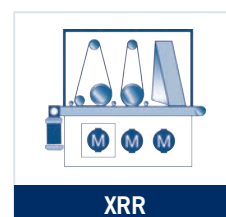
RCST



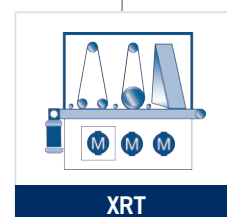
RRCS



XRCs



XRR



XRT



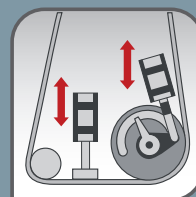
AVAILABLE PRE-CONFIGURED VERSIONS FOR DIVERSIFIED MACHINING

The available versions allow to set the machine in order to realize diversified machining with the highest level of finishing. The dmc sd range is the correct choice for SME's requiring customised solutions for answering swiftly to any market requirement.

A VERSION



On-off pneumatic selector for rollers

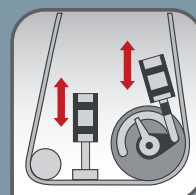


On-off pneumatic selector for combined unit

B VERSION



On-off pneumatic selector for rollers

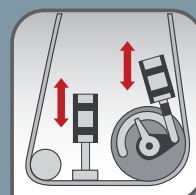


On-off pneumatic selector for combined unit

C VERSION



On-off pneumatic selector for rollers

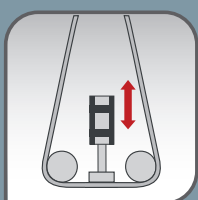


On-off pneumatic selector for combined unit



dmc sd range

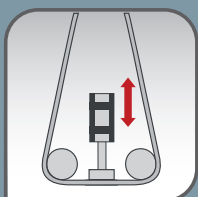
automatic wide belt sanders



On-off pneumatic selector for pad



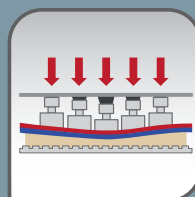
Electronic working thickness positioning



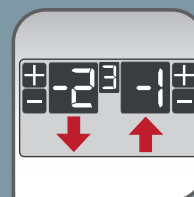
On-off pneumatic selector for pad



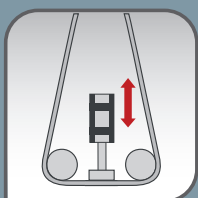
Electronic working thickness positioning



Elastic sectional pad



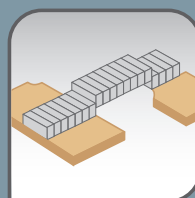
Logic 50 electronic programmer



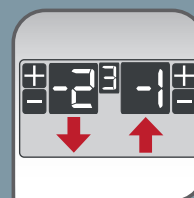
On-off pneumatic selector for pad



Electronic working thickness positioning



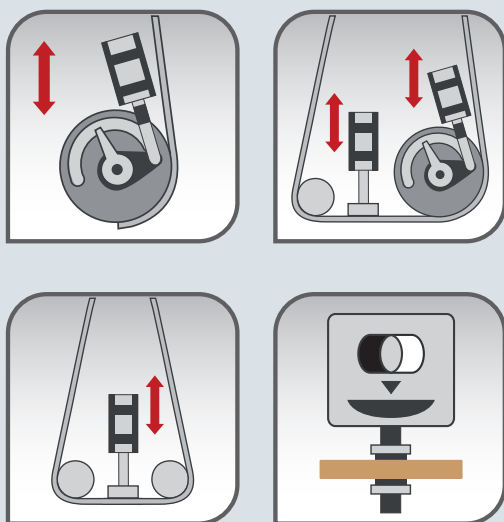
Electronic sectional pad



Logic 50 electronic programmer

A VERSION

THE IDEAL SOLUTION FOR SOLID WOOD



Universal calibrating and sanding of **solid wood**.

1. On-off pneumatic selector for rollers
2. On-off pneumatic selector for combined unit
3. On-off pneumatic selector for pad
4. Electronic working thickness positioning



dmc sd range

automatic wide belt sanders



ON/OFF PNEUMATIC SELECTOR ON THE ROLLER UNIT

It allows the roller exclusion from the sanding process while maintaining the working table position unchanged.



ON/OFF PNEUMATIC SELECTOR FOR COMBINED UNIT

It allows the roller exclusion, or the sanding pad exclusion or both of them, from the sanding process while maintaining the working table position unchanged.



EXTRACTABLE RIGID PAD

The rapid extraction system allows easy interchangeability of inserts for a rapid changeover from one type of machining to another. Possibility to add the semi-rigid pad when sanding veneered panels (option).

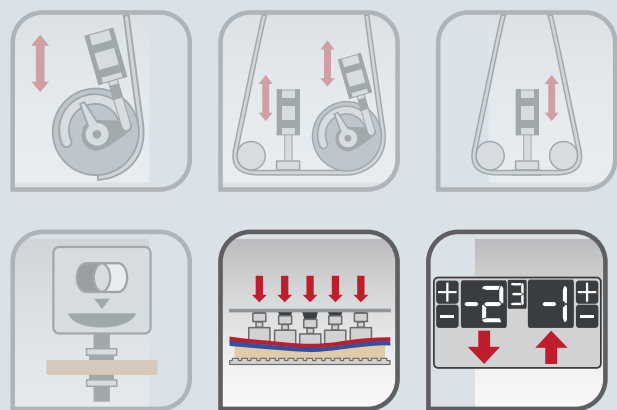


AUTOMATIC TABLE POSITIONING

The automatic detection of the work piece thickness allows precise machining at all times and without the risk of operator error. The decimal setting of this system also allows setting the work depth independently of the material.

B VERSION

THE IDEAL SOLUTION FOR SOLID WOOD AND VENEERED MATERIALS



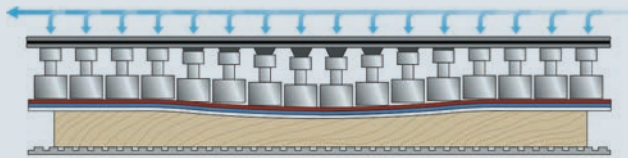
Calibrating and sanding of **solid wood and veneered material**.

1. On-off pneumatic selector for rollers
2. On-off pneumatic selector for combined unit
3. On-off pneumatic selector for pad
4. Electronic working thickness positioning
5. Elastic sectional pad
6. Logic 50 electronic programmer



dmc sd range

automatic wide belt sanders



ELASTIC SECTIONAL PAD

Thanks to its capacity of adapting the irregular surfaces, it can be used for veneered panels sanding, even when they are not perfectly flat.



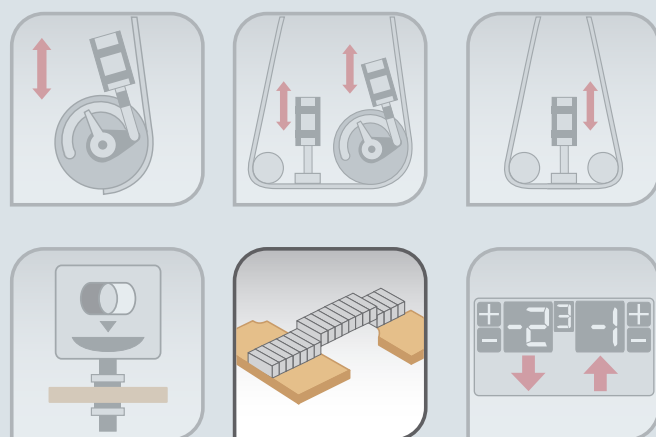
“LOGIC 50” ELECTRONIC PROGRAMMER

Easy to use.

It controls a sectional pad in addition to pads and rollers, for machines with variable feed speed.

C VERSION

THE IDEAL
SOLUTION FOR
SOLID WOOD,
VENEERED AND
PAINTED MATERIALS



Solid wood and **veneered** calibrating and sanding **also on honeycomb panels** with irregular shapes and **printed materials**.

1. On-off pneumatic selector for rollers
2. On-off pneumatic selector for combined unit
3. On-off pneumatic selector for pad
4. Electronic working thickness positioning
- 5. Electronic sectional pad**
6. Logic 50 electronic programmer



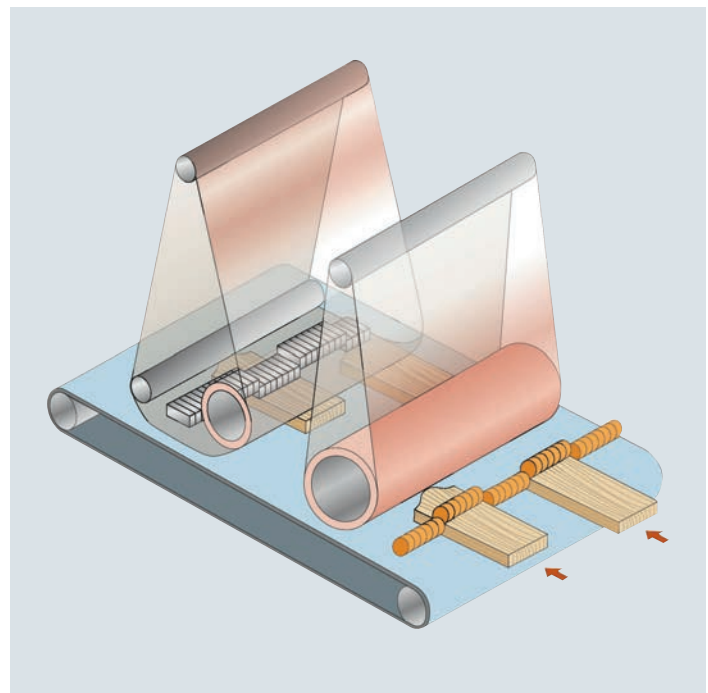
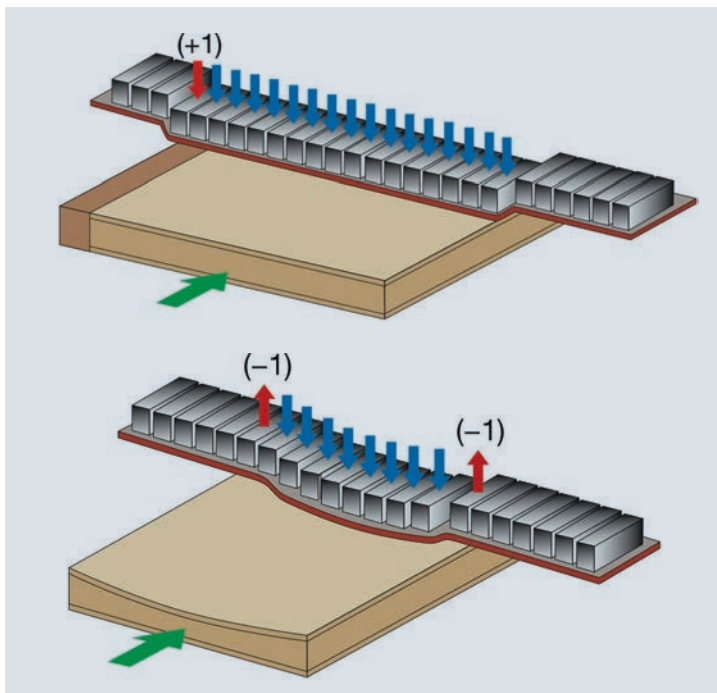
dmc sd range

automatic wide belt sanders



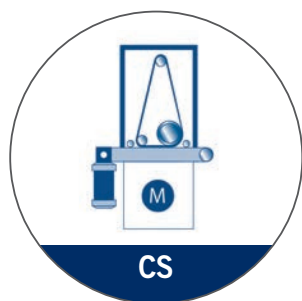
“MESAR” ELECTRONIC SECTIONAL PAD, THE BEST FINISH WITH ANY MATERIAL

Higher quality results due to the special shape of the sectors that allow the operator to intervene “softly” but also in an “aggressive” way, simply by varying the working pressure. The setting of the pad position and the possibility of using foils of different thicknesses increases its versatility. A line of sensors detecting the work piece profile, automatically controls the electronic pad intervention thus avoiding any possible damage when machining.



OPERATING UNITS

AVAILABLE VERSIONS

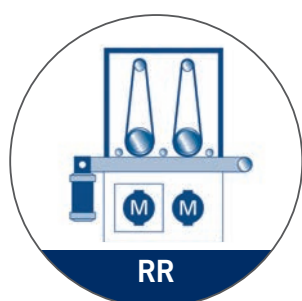


CS VERSION

The CS combined unit is the secret of the dmc sd 30 and sd 60 flexibility.

The possibility to use the roller and the pad either simultaneously or independently of one another provides high quality results.

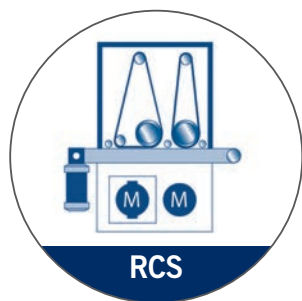
sd 30 sd 60



RR VERSION

This version is perfect for operations where heavy stock removal rates are required or where users have to machine narrow work pieces or any type of frame (windows and door frames). The large dimensioned sanding roller guarantees the very best finishing even on veneered and painted surfaces.

sd 60 sd 70 sd 90

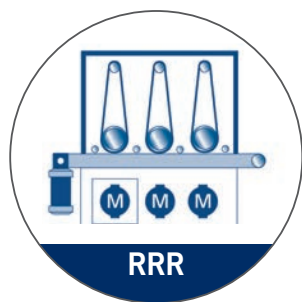


RCS VERSION

Higher flexibility and productivity for a top quality finishing in a single passage. Ideal for all “typical” requirements of woodworking and veneering companies: from solid wood to veneered panels.

The electronic sectional pad availability in models with 1100 mm working width, also enables the machining and sanding of honey-comb veneered panels.

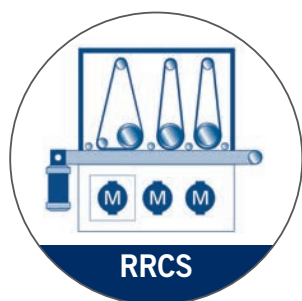
sd 30 sd 60 sd 70 sd 90



RRR VERSION

This version is dedicated to customers specialised in calibrating and sanding of generic solid wood and doors and windows elements. The machine configuration equipped with three working units guarantees the full process in one single pass.

sd 60 sd 70 sd 90



RRCS VERSION

The 3-unit configuration ensures high flexibility and time saving and makes this machine perfect for both calibrating and sanding operations of large dimensioned panels. In the furniture sector (with veneered, lacquered and painted panels) it excels in the provision of an optimum level of finishing due to the “MESAR” electronic sectional pad.

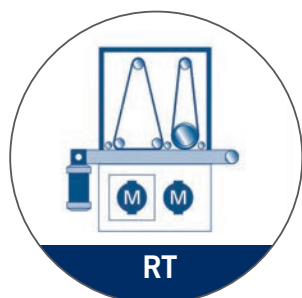
sd 60 sd 70 sd 90

dmc sd range
automatic wide belt sanders

Example of RRCS machine version

OPERATING UNITS

AVAILABLE VERSIONS

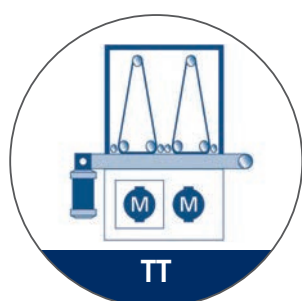


RT VERSION

It grants high flexibility and productivity as well as top finishing in one single pass due to the superfinishing unit.

Excellent for all “typical” processing of solid wood, veneered panels and the sanding of the basecoat.

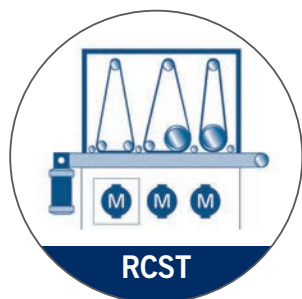
sd 90



TT VERSION

For all processing of panels with basecoat that require a high level of finishing. It can be achieved with the superfinishing unit.

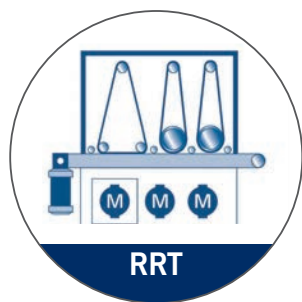
sd 90



RCST VERSION

This version, available with the superfinishing unit, is perfect for both calibrating and sanding operations of large dimensioned panels. In the furniture sector (with veneered and painted panels) it excels in the provision of significant finishing.

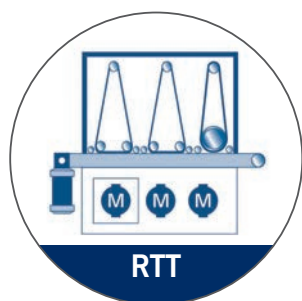
sd 90



RRT VERSION

For all rough, veneered and painted panels processes that need a high level of finishing. Available with the superfinishing unit.

sd 90



RTT VERSION

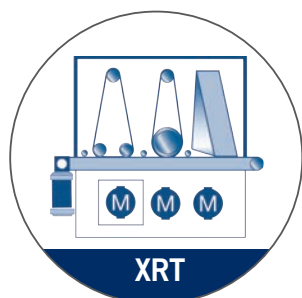
This configuration is ideal for all sanding processing of painted panels that, due to the superfinishing unit, want high finishing standard.

sd 90



dmc sd range


automatic wide belt sanders



XRT VERSION

For all operations on painted panels that need the precision of the electronic sectional pad and the highest finishes up to 1000 grit.

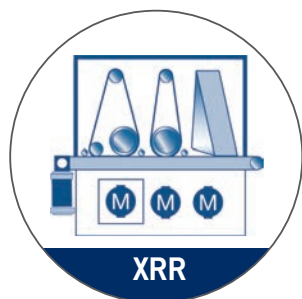
sd 90



XRCs VERSION

For all processing that demand a pre-sanding activity and the precision of the electronic pad.

sd 90



XRR VERSION

For all processing that require pre-sanding activity. Optimal for solid wood applications.

sd 90



Example of XRT machine version



OPERATING UNITS

CALIBRATING/SANDING ROLLERS



Rollers are available in different diameters from 120 to 320 mm, both in grooved steel and rubber coating option for any requirement.

sd 30 sd 60 sd 70 sd 90

RUBBER-COATED ROLLER

The wide range of hardness (from 85 to 20 sh) enables the roller to obtain excellent results from the most aggressive sanding to the most delicate operations on veneered and painted panels.

GROOVED STEEL ROLLER

It provides the maximum precision on heavy calibrating operations, even on wood with a differentiated grain and knotted solid wood.

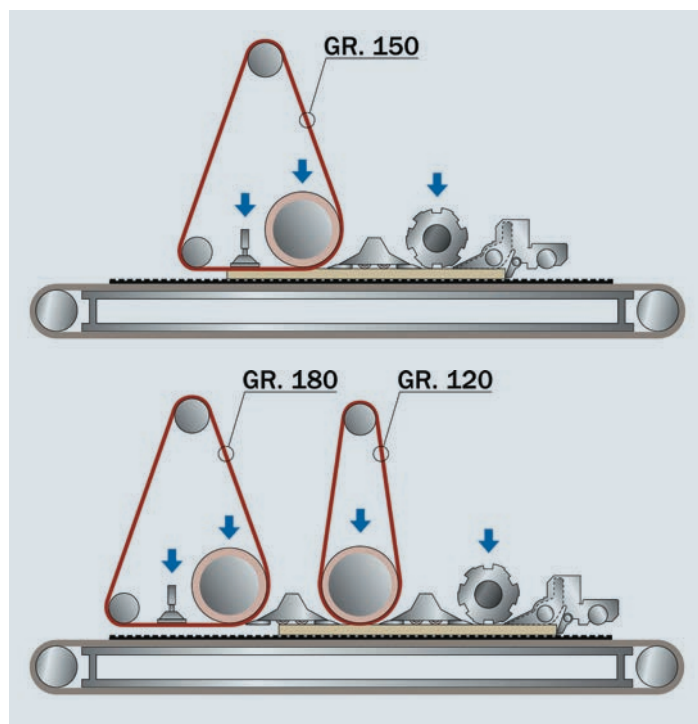




Diameter	sd 30	sd 60	sd 70	sd 90
120 mm	•			
140 mm		•	•	
160 mm		•	•	
175 mm		•	•	•
250 mm		•	•	•
320 mm				•

WORKING UNITS

PLANER UNIT



PLANER UNIT

One single pass to perform heavy material removal with low power consumption; a degree of finish comparable to the one obtained with the use of 4 abrasive belts due to the helicoidal positioning of the knives mounted on the unit.

The easy access allowed by the exclusion of the infeed rollers simplifies maintenance operations (option). The anti-kickback fingers, the heavy sectional bar and the micro switch for too thick components set on the pressure roller, makes it absolutely safe when employing the HPL planer unit, even for an unskilled operator.

sd 60 sd 90





dmc sd range

automatic wide belt sanders




“HPL” PLANER UNIT: MAXIMUM REMOVAL COUPLED WITH MAXIMUM SAVINGS

After planing, the surface of the panel needs only a slight degree of finishing. This can be done with a 150 grit sanding belt using a single operating unit or a 180 grit sanding belt using two operating units.

sd 60

sd 90



OPERATING UNIT

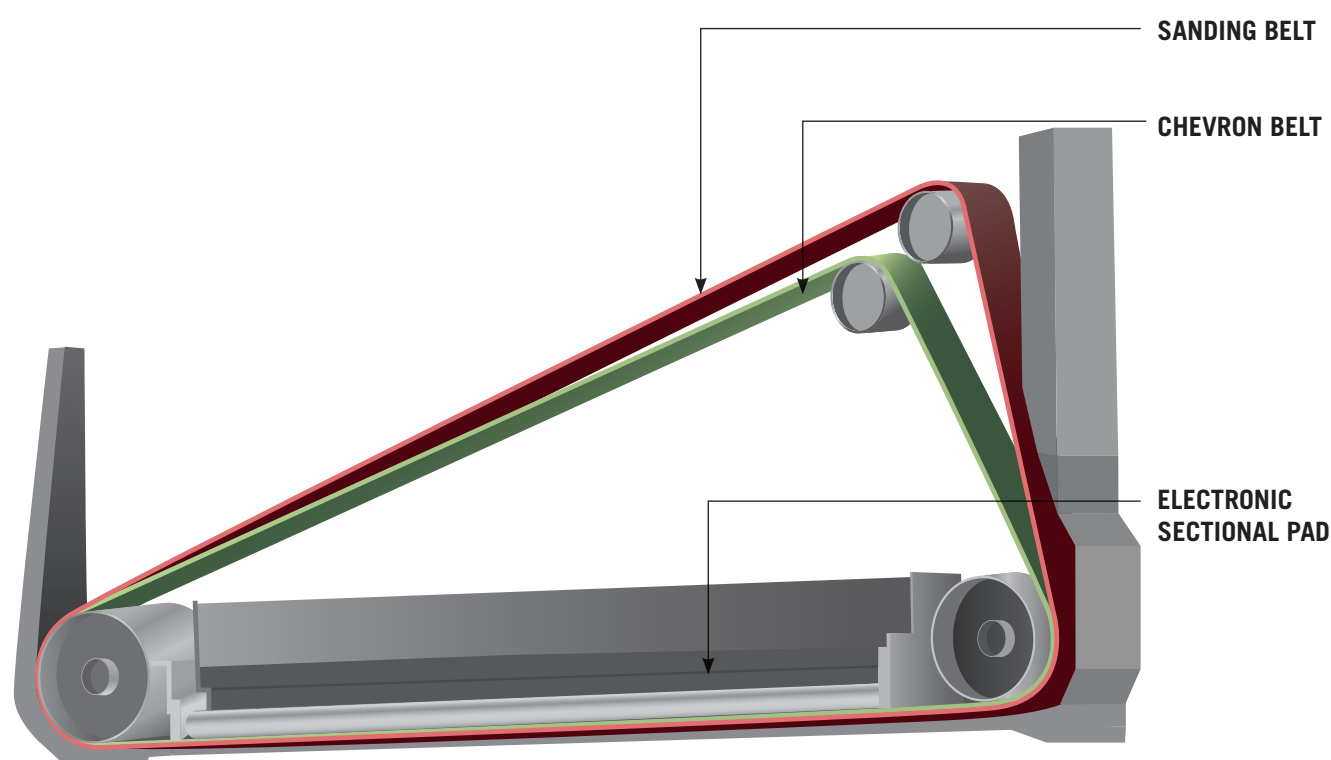
CROSSBELT UNIT

CROSSBELT UNIT: AN EXCEPTIONAL FINISH IN SYNERGY WITH THE SANDING OF ROLLER UNIT OR SUPERFINISHING UNIT

The crossbelt sanding unit can be used as a setup unit for a following sanding operation, such as adhesive paper or filler removal, or as a final unit for the sanding of painted surfaces that require a high-quality finishing (polished or opaque effects).

The high-performance of the crossbelt unit are guaranteed by the electronic sectional pad, the 5000 mm belt length and from the cleaning system for a longer lifespan of belt and finishing uniformity.

sd 90





dmc sd range

automatic wide belt sanders





OPERATING UNITS

SUPERFINISHING UNIT


SUPERFINISHING UNIT: HIGH-QUALITY PROCESSING

Uniform finish with the chevron belt which improves the cooling of the abrasive action on the work piece and the copying capacity of the “MESAR” electronic pad.

The unit is particularly suitable for the superfinishing of solid wood components, MDF panels that have been laminated, veneered or painted (opaque and polished). It is the ideal choice for all companies that require the highest finishing level on “hi-gloss” panels.

sd 90





dmc sd range

automatic wide belt sanders





WORKING UNITS ON THE OUTFEED



BUFFING UNIT

It provides a perfect finish and a smooth panel surface before final painting.

sd 60

sd 70

sd 90





dmc sd range

automatic wide belt sanders



STRUCTURING UNIT

It gives the panel a rustic or weathered look, particularly recommended for period furniture.

sd 60

sd 70

sd 90








dmc sd range

automatic wide belt sanders




OTHER DEVICES

FLOATING PRESSURE SHOES

The best finishing of solid wood. The particular design of the pressure shoes greatly reduces the centre-to-centre distance during sanding. This feature guarantees a higher but more uniformly distributed hold-down pressure when calibrating solid wood with high stock removal and the sanding of short, narrow and uneven components.

sd 60 sd 70 sd 90



AUTOMATIC FEED BELT CENTERING


An electro-pneumatic system keeps the feed belt on track, perfectly centred and tensioned at all times. The system is automatic and no operator intervention is required.

sd 30 sd 60 sd 70 sd 90
opt.



dmc sd range

automatic wide belt sanders



ROTATING BLOWERS

The rotating blowers gently remove dust from sanded components. To reduce the consumption of compressed air to a minimum, the unit operation is timed and the blowers only operate when a component is present in the machine.

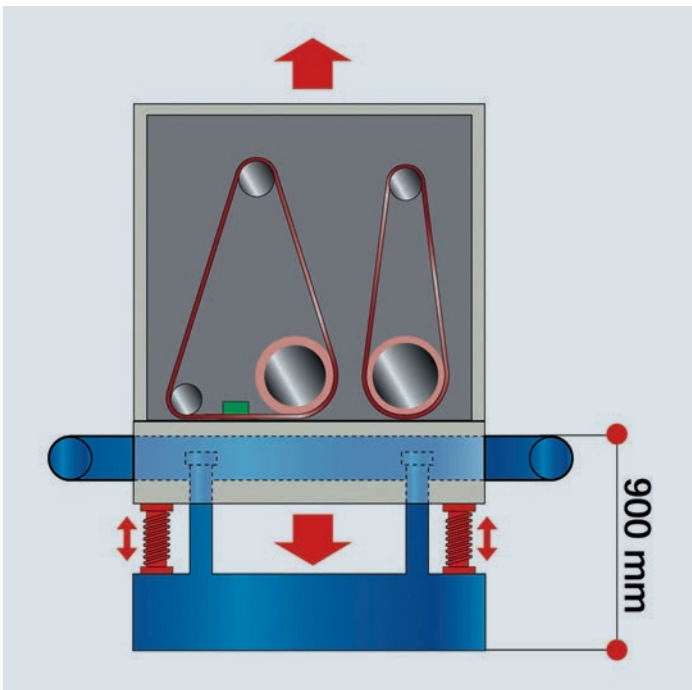
sd 60 sd 70 sd 90



LED INDICATOR FOR PANEL INTRODUCTION

Simple and intuitive, communicating to the operator where and when the panel has to be introduced into the machine and optimising the standard wear of the sanding belt; this ensures a better quality finish and reduced machine costs.

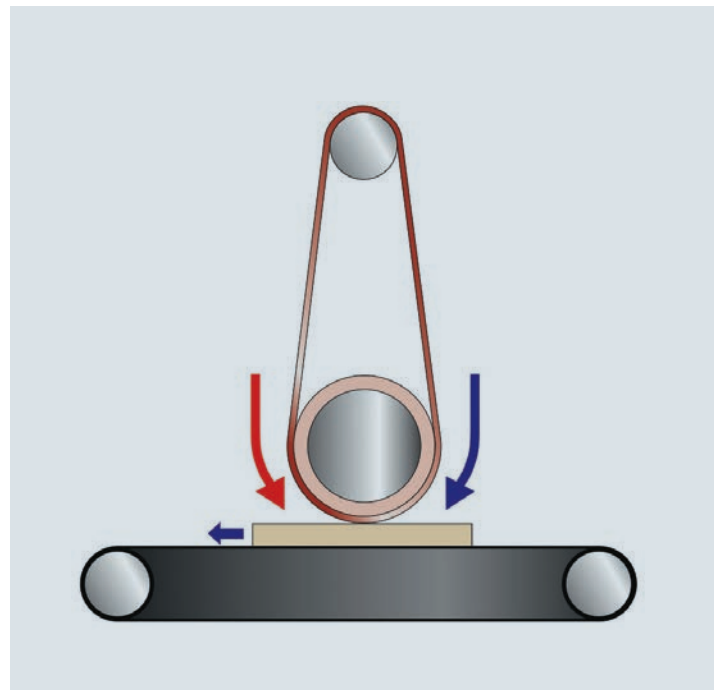
sd 30 sd 60 sd 70 sd 90



WORKTABLE AT FIXED HEIGHT

Ease of use. The version with 900 mm fixed height worktable allows the roller conveyors or belt transfer units to be positioned at the machine infeed and/or outfeed, to facilitate the machining of long and heavy work pieces.

sd 70 sd 90

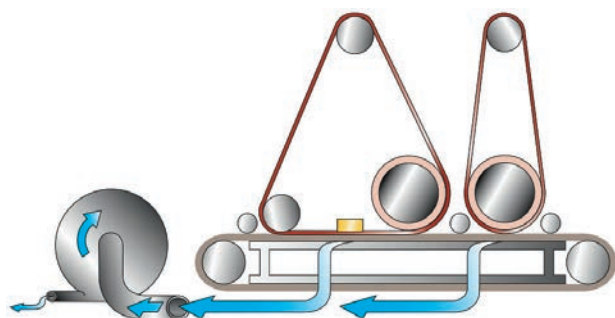


REVERSE ROTATION OF THE SANDING BELT

Ideal for the water-based paints. With dedicated exhaust hoods this is the perfect solution for solid wood pre-sanding as it removes any fibers that remain following calibration.

sd 60 sd 70 sd 90


OTHER DEVICES



VACUUM TABLE WITH DIAMOND-SHAPED BELT

No slipping of the work piece. The best traction surface and the maximum stability for the panels are provided by the special geometry of the diamond-shaped profile of the transport belt.


sd 60 sd 70 sd 90



INTEGRATED ELECTRO-FAN, GIVING EXTREME COMPACTNESS

Reduced overall dimensions and noise emissions with the fan positioned under the work table.

sd 70 sd 90





dmc sd range

automatic wide belt sanders



BELT OSCILLATION CONTROLLED BY AN ELECTRONIC PHOTOCELL

This precision control system ensures the maximum uniformity in belt oscillation: this reduces the risk of belt breakage and improves finishing quality.

sd 30

sd 60

sd 70

sd 90



TIMED OSCILLATING BELT CLEANING BLOWER

Electronically controlled timing and only when a component is present in the machine guarantees reliability over time and reduces compressed air consumption to a minimum. Particularly advisable when machining painted work pieces.

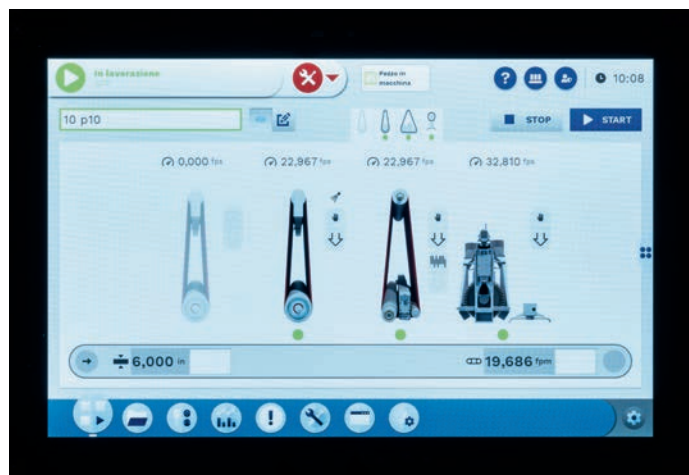
sd 30

sd 60

sd 70

sd 90

MACHINE CONTROL



10" EYE-S CONTROL PANEL WITH MAESTRO ACTIVE S: EASILY AVOIDING MISTAKES

Simple and intuitive, allowing to manage the machine in manual mode or with working programs which can be configured by the operator. The possibility to store up to 999 work programs to retrieve the machine settings most commonly used makes it ideal even for unskilled operators.

sd 30 sd 60 sd 70 sd 90

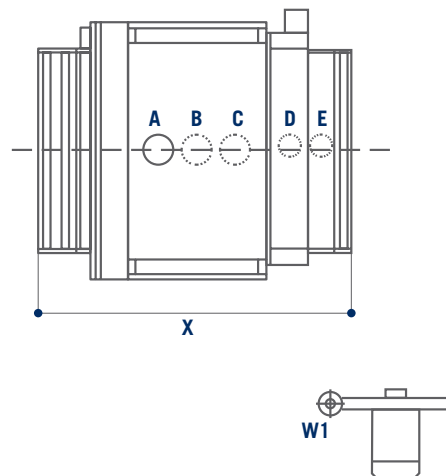
STANDARD EQUIPMENT AND OPTIONS

	sd 30	sd 60	sd 70	sd 90
Working width	950 mm 1100 mm	1100 mm 1350 mm	1350 mm	1350 mm
Abrasive belts length	1900 mm	2150 mm	2620 mm	2620 mm
Main working units	1-2	1-2-3	2-3	1-2-3
Max. motor power (50 hz)	18,5 kW	18,5 kW	18,5 kW	20 kW
Independent motors	-	opt	opt	opt
Roller diameter (CS unit)	140 mm	160 mm	160 mm	175 mm
Roller diameter (R unit)	120 mm	140 mm 175 mm 250 mm	160 mm 175 mm 250 mm	175 mm 220 mm 250 mm 320 mm
Planer Unit (HPL)	-	opt	-	opt 180 mm
Buffing unit	-	opt	opt	opt
Structuring unit	-	opt	opt	opt
Electronic sectional pad	opt 55 mm	opt 55 mm 30 mm	opt 55 mm 30 mm	opt 55 mm 30 mm
Crossbelt unit	-	-	-	opt 5000 mm
Brushing unit	/	opt (1350)	opt	opt
Vacuum table	-	opt	opt	opt
Fixed table	-	-	opt	opt

TECHNICAL DATA

dmc sd range

automatic wide belt sanders



HOODS DIAMETER

	dmc sd 30	dmc sd 60	dmc sd 70	dmc sd 90	
	95-110	110-135	135	135	Working width
A	140	160	195	195	First unit
B	140	160	195	195	Second unit
C+		160	195	195	Third unit
D		160	160	160	Operating unit
E		160	160	160	Rotating blowers
W1		66	-	-	Internal vacuum
W2			150	150	External vacuum

MACHINE DIMENSIONS

	dmc sd 30	dmc sd 60	dmc sd 70	dmc sd 90	
	95-110	110-135	135	135	Working width
X	1820	1920	195	2190	Version with 1 or 2 working units
X	-	2190	195	2580	Version with 3 working units
Y	1500-1650	1650-1900	195	1900	Machine width
Z	1960	2030	160	2390	Machine with mobile table
Z	-	-	160	2390-2590	Machine with fixed table



POWER ONLY WHEN IT IS REQUIRED

SavEnergy allows the use of power only when it is required, making things operate only when they are really necessary. It means the machine automatically enters "stand-by" mode when there are no panels to be machined.

**COMPANY WITH
QUALITY SYSTEM
CERTIFIED BY DNV GL
= ISO 9001 =**

The technical data can vary according to the requested machine composition. In this catalogue, machines are shown with options. The company reserves the right to modify technical specifications without prior notice; the modifications do not influence the safety prescribed by CE Norms.



SERVICE AND MAINTENANCE



TRAINING SERVICE



SPARE PARTS



DIGITAL SERVICES

SCM OFFERS A FULL RANGE OF **HIGHLY SPECIALISED SERVICES** WITH A QUALITY AND RELIABILITY THAT STEM FROM OVER 65 YEARS OF EXPERIENCE IN THE INDUSTRY.

From installation and production start-up to services and maintenance. From training to the supply of specific original spare parts: **we provide solutions designed around you!**

CONTACT

SCM SERVICE

via Emilia 77 - 47921 Rimini - Italy
tel. +39 0541 700100
scmservice@scmgroup.com
www.scmwood.com

SCM SPAREPARTS

Via Casale, 450 - 47826 - Villa Verucchio (RN) - Italy
tel. +39 0541 674111
spareparts@scmgroup.com
www.scmwood.com

My Scm



WE'LL GO THE EXTRA MILE FOR YOU



SERVICE AND MAINTENANCE

- Remote support
- Scheduled maintenance contracts
- Warranty extension



TRAINING SERVICE

- Courses for machine operators
- Software and programming courses
- Training in production start-up



SPARE PARTS

- Recommended spare parts list
- E-shop
- Interactive spare-parts catalogues
- Repairs on electronic parts, glue tanks and electro-spindles



DIGITAL SERVICES

- Maestro Connect - IoT platform to be constantly connected with your machines
- Smartech - assistance with augmented reality
- My Scm portal - opening of service ticket and single point of access to the apps and Services tools

THE STRONGEST WOOD ARE IN OUR DNA

SCM. A HERITAGE OF SKILLS IN A UNIQUE BRAND

Over 65 years of success gives SCM the centre stage in woodworking technology. This heritage results from bringing together the best know-how in machining and systems for wood-based manufacturing. SCM is present all over the world, brought to you by the widest distribution network in the industry.

65+ years history

3 main production sites in Italy

300.000 square metres of production space

20.000 machines manufactured per year

90% export

20 foreign branches

400 agents and dealers

500 support technicians

500 registered patents

In SCM's DNA also strength and solidity of a great Group. The SCM Group is a world leader, manufacturing

SCM GROUP, A HIGHLY SKILLED TEAM EXPERT IN INDUSTRIAL MACHINES

INDUSTRIAL MACHINERY

Stand-alone machines, integrated systems and services dedicated to processing a wide range of materials.



WOODWORKING TECHNOLOGIES



TECHNOLOGIES FOR PROCESSING
COMPOSITE MATERIALS, ALUMINIUM,
PLASTIC, GLASS, STONE, METAL

TECHNOLOGIES



industrial equipment and components for machining the widest range of materials.

AND COMPONENTS

INDUSTRIAL COMPONENTS

Technological components for the Group's machines and systems,
for those of third-parties and the machinery industry.

HITECO

SPINDLES AND TECHNOLOGICAL
COMPONENTS

Les

ELECTRIC PANELS

steelmec

METALWORK

scmfonderie

CAST IRON

scm
woodworking technology

is more



SCM GROUP SPA

via Casale 450 - 47826 Villa Verucchio, Rimini - Italy
tel. +39 0541 674111 - fax +39 0541 674274
scm@scmgroup.com
www.scmwood.com



00L0365644H

REV. N. 02 - 07/2021

