

dmc sd 10

automatic wide belt sanders





**EVERYTHING
YOU NEED
WITH NO
COMPROMISES**

SOLID



Sturdy and ergonomic steel main frame to satisfy all requirements

Up to 11 kW power for excellent calibrating

FLEXIBLE



One unit, three possible configurations thanks to the on/off function on CS unit

COMPACT



Reduced dimensions and no obstacles on the ground for the best space optimization

READY



Only half-day to be operative

EFFICIENT



Oscillating blowers to minimise compressed air consumption

TECHNICAL FEATURES

TECHNOLOGICAL ADVANTAGES



Motorised belt conveyor positioning, with digital readout of working thickness

Electronic positioning device for a precise and fast working table opening

"Hand-safety" device to offer the best and safest working conditions

In-feed idle roller conveyor permits to resist heavy working loads

Timed oscillating blowers enable to minimise compressed air consumption guaranteeing reliability over time

The out-feed pressure roller allows a uniform and intense pressure in calibrating with high removal and sanding of short and narrow pieces

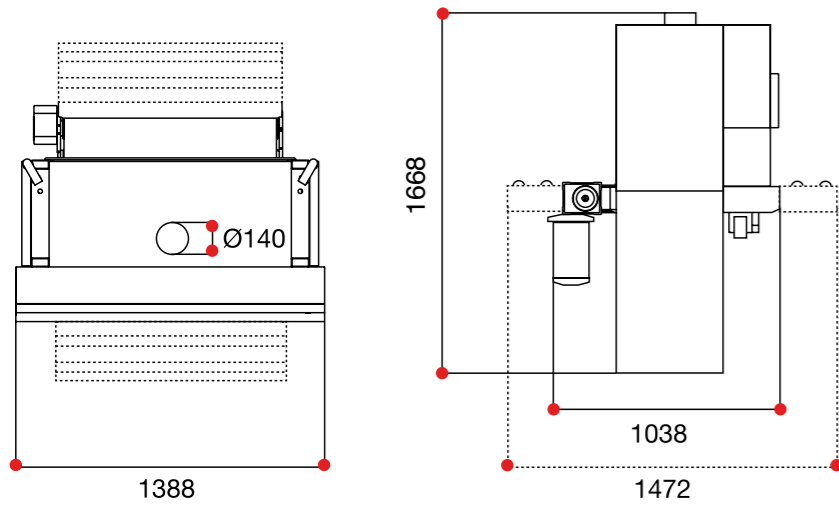
Pre-loading indicators grant a better positioning of the combined unit, thus obtaining an impeccable finishing

Exhaust hood for the dust dispersion control during processing

Semi-stiff flat pad for veneered panels sanding

Rapid and precise locking system of the working unit

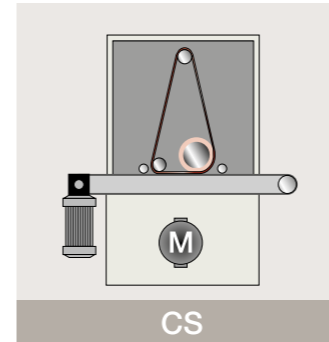
OWING TO THE STURDINESS OF THE STRUCTURE, IT IS POSSIBLE TO SET THE EXACT POWER FOR HEAVY REMOVALS



Technical features

Working width	mm	950
Min/max machining thickness	mm	4-170
Sanding belt width	mm	970
Abrasive belts length	mm	1525
Standard main motor power	kw (HP)	5,5 (7,5)
Standard feed belt speed	m/min	4,5/9
Compressed air consumption (at 6 bar)	NI/min	20(*)
Inlet air consumption (at 22 m/sec)	m3/h	1220

(*) for machine without oscillating blower



Basis version

CS 95

- Combined-unit equipped with:
 - 85 sh rubber coated calibrating roller
 - stiff sanding pad

Standard equipment

- Powered worktable positioning
- Digital readout of working thickness
- Rubber-coated-floating rollers at the infeed and outfeed operating unit
- Electronic oscillating of sanding belt
- Direct start main motor
- Feed belt speed with 2-speeds variable feed motor

Main options

- Semi-stiff pad
- Grooved steel calibrating roller
- Pneumatic roller and pad control On/off
- Powered main motor
- Automatic star-delta start of the main motor
- Automatic feed conveyor centering
- Oscillating blower for sanding belt cleaning
- Electronic positioning of the working table
- Automatic pad operation
- No. 2 infeed and outfeed support table rollers on the feed belt



The technical data can vary according to the requested machine composition. In this catalogue, machines are shown with options. The company reserves the right to modify technical specifications without prior notice; the modifications do not influence the safety foreseen by the CE Norms.

Noise levels according to the reference standard EN ISO 11202:2010 and EN ISO 3746:2010

ONE TOOL, THREE OPTIONS



Precision in calibrating and quality in sanding solid and veneered panels provide higher finishing performance compared to the market offer.



RA – STEEL ROLLER

This is the ideal solution for calibrating with large-scale chip removal even on wood with a differentiated grain and knotted solid wood. This doesn't require any maintenance.



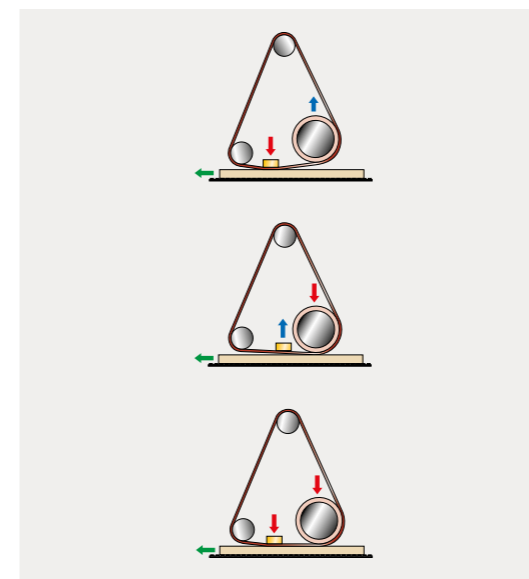
PAD WITH GLUED GRAPHITE CLOTH

Depending on the machining, it is possible to get as a standard equipment the TRP/I stiff pad for solid wood processing, or the TSP/I semi-stiff pad for veneered panel sanding.



AUTOMATIC ANTI-DUBBING DEVICE

The electronic timer synchronizes the pad intervention with two standard feed belt speeds. This allows to avoid the bevel of the front or rear corner of veneered panels.



SMALL BODY, BIG SOUL DUE TO THE ENRICHED TECHNOLOGICAL FEATURES

AUTOMATIC UNITS POSITIONING

A strong pneumatic cylinder allows to connect/disconnect the operating units directly from the control panel, maintaining the decimal regulation of working position.



AUTOMATIC FEED CONVEYOR CENTERING

The pneumatic device maintains the conveyor belt constantly centered on the feed rollers, with no regulation needed by the operator.



AUTOMATIC BELT CENTERING

The automatic system allows joiners to be mostly effective and, consequently, to be more profitable.



ELECTRONIC WORKING THICKNESS POSITIONING

It allows the panel thickness detection with high precision. This device is equipped with a decimal adjustment system which automatically sets the stock removal.



OSCILLATING BELT CLEANING BLOWER

Allows to increase the blowers longlasting, improving, at the same time, the finishing quality.

DMC SD 10 COMPACTNESS ALLOWS THE JOINER TO EASILY POSITION THE MACHINE INSIDE HIS WORKSHOP, OPTIMISING HIS WORK SPACE

No floor obstructions, for greater work freedom.



THE STRONGEST WOOD TECHNOLOGIES ARE IN OUR DNA

SCM. A HERITAGE OF SKILLS IN A UNIQUE BRAND

Over 65 years of success gives SCM the centre stage in woodworking technology. This heritage results from bringing together the best know-how in machining and systems for wood-based manufacturing. SCM is present all over the world, brought to you by the widest distribution network in the industry.

- 65 years history
- 3 main production sites in Italy
- 300.000 square metres of production space
- 17.000 machines manufactured per year
- 90% export
- 20 foreign branches
- 350 agents and dealers
- 500 support technicians
- 500 registered patents

In SCM's DNA also strength and solidity of a great Group. The SCM Group is a world leader, manufacturing industrial equipment and components for machining the widest range of materials.

SCM GROUP, A HIGHLY SKILLED TEAM EXPERT IN INDUSTRIAL MACHINERY AND COMPONENTS

INDUSTRIAL MACHINERY

Stand-alone machines, integrated systems and services dedicated to processing a wide range of materials.



WOODWORKING TECHNOLOGIES



TECHNOLOGIES FOR PROCESSING
COMPOSITE MATERIALS, ALUMINIUM,
PLASTIC, GLASS, STONE, METAL

INDUSTRIAL COMPONENTS

Technological components for the Group's machines and systems, for those of third-parties and the machinery industry.



SPINDLES AND
TECHNOLOGICAL
COMPONENTS



ELECTRIC PANELS



METALWORK



CAST IRON



is more



SCM GROUP SPA

via Casale 450 - 47826 Villa Verucchio, Rimini - Italy
tel. +39 0541 674111 - fax +39 0541 674274
dmc@scmgroup.com
www.scmwood.com



00L0469406L