

### Antelope & Deer – AN Series



The RJH ANTELOPE & DEER Bandfacers have been designed to meet strict performance and safety criteria, and are therefore ideal for use in schools and colleges. These machines are suitable for working on wood, acrylic or metal. They comply with UK COSHH regulations, the European Machinery Directive and with the BS 4163:2007 “Health and Safety for Design and Technology in schools and similar establishments” regulations. All RJH education machines carry a 24 month warranty and are supplied with an operating manual.

#### KEY FEATURES

- Bench, pedestal or dust extraction mounted
- Quick action calibrated tilting table for operating positions between 90 and 135 degrees
- Adjustable protractor guide
- Thumb screws for belt adjustment
- Supplied with 150 x 1090mm aluminium oxide abrasive belt

#### SAFETY FEATURES

- No-volt overload push-button starter
- 110 volt control circuit (extraction versions only)
- Full guarding including adjustable front belt guard for maximum finger protection
- Protective motor cover
- Foot stop (pedestal versions only)
- Dust extractor features:
  - 0.55kw motor
  - Tray collector for easier and cleaner waste handling
  - Indicator light which lights up when the filter requires servicing
  - Fire retardant terylene needlefelt dustbag
  - Remote knee stop bar

#### OPTIONAL REFINEMENTS

- Flexible halogen floodlight with transformer\*
- Lockable triple pole isolator\*
- Lockable “E” stop\*

\* Please note that these items are factory fitted at the point of manufacture



Extraction Mounted Antelope



Bench Deer



Pedestal Deer



Thumb Screw



Electric Controls







Knee Stop Bar



Work Table & Protractor

### Safety Features:

FEATURE	ANTELOPE	DEER – PEDESTAL	DEER - BENCH
Dust Extractor	√	X	X
Push-Button Stop 	√	√	√
Knee Stop Bar 	√	X	X
Foot Stop 	X	√	X
110V Control Circuit 	√	X	X

### Specification:

MODEL	ANTELOPE	DEER – PEDESTAL	DEER - BENCH
3-phase	AN150V3COB	AN150V3P	AN150V3B
1-phase	AN150V1COB	AN150V1P	AN150V1B
Motor	3 phase = 1.5kw, 1 phase = 0.75kw		
Motor Speed	1500rpm		
Electrical Supply	400V/3ph/50Hz or 230V/1ph/50Hz		
Belt Size, width x length	150mm x 1090mm		
Belt Speed	6.5m/sec		
Work Table Size, width x depth	278mm x 226mm		
Weight	135kg	97kg	77kg

### Dimensions:

