

## Double-Ended Polishers

### Chamois – PL Series



The **RJH CHAMOIS Double-Ended Polisher** has been designed to meet strict performance and safety criteria, and is therefore ideal for use in schools and colleges. The Chamois complies with UK COSHH regulations, the European Machinery Directive and with the BS 4163:2007 “Health and Safety for Design and Technology in schools and similar establishments” regulations. All RJH education machines carry a 24 month warranty and are supplied with an operating manual.

#### KEY FEATURES

- Bench, pedestal or dust extraction mounted
- Taper adaptors for use with polishing mops, finishing wheels or wire brushes
- 1500 or 3000rpm versions
- Heavy duty adjustable polycarbonate eye shields
- Excellent workpiece access
- Supplied with two 200 x 25mm mops – one loose leaf and one stitched calico

#### SAFETY FEATURES

- No-volt overload push-button starter
- Motor thermal overload protection
- 110 volt control circuit (extraction versions only)
- Large adjustable mop guards with safe edging and 3” (approx. 76mm) spigots
- Protective sleeves on taper nose on both sides of the mop
- Foot stop (pedestal versions only)
- Dust extraction model features:
  - 0.55kw motor
  - Tray collector for easier and cleaner waste handling
  - Indicator light which lights up when the filter requires servicing
  - Fire retardant terylene needlefelt dustbag
  - Remote knee stop bar


#### OPTIONAL REFINEMENTS

- Flexible halogen floodlight with transformer\*
- Lockable triple pole isolator\*
- Motor braking system\*
- Parallel adaptors
- Lockable “E” stop\*

\* Please note that these items are factory fitted at the point of manufacture



Guards



Protection Sleeves







Knee Stop Bar



Electric Controls

## Double-Ended Polishers

### Safety Features:

FEATURE	DUST EXTRACTION	PEDESTAL	BENCH
Dust Extractor	√	X	X
Push-Button Stop 	√	√	√
Knee Stop Bar 	√	X	X
Foot Stop 	X	√	X
110V Control Circuit 	√	X	X

### Specification:

MODEL	DUST EXTRACTION		PEDESTAL		DEER - BENCH	
3-phase	PL2001TE	PL2003TE	PL2001TP	PL2003TP	PL2001T	PL2003T
1-phase	PL2001SE	PL2003SE	PL2001SP	PL2003SP	PL2001S	PL2003S
<b>Motor</b>	3 ph: 1.25kw 1 ph: 0.70kw	3 ph: 0.85kw 1 ph: 0.70kw	3 ph: 1.25kw 1 ph: 0.70kw	3 ph: 0.85kw 1 ph: 0.70kw	3 ph: 1.25kw 1 ph: 0.70kw	3 ph: 0.85kw 1 ph: 0.70kw
<b>Mop Speed</b>	1500rpm	3000rpm	1500rpm	3000rpm	1500rpm	3000rpm
<b>Electrical Supply</b>	400V/3ph/50Hz or 230V/1ph/50Hz					
<b>Mop Size, dia x width</b>	200mm x 25mm					
<b>Spindle Diameter</b>	20mm					
<b>Weight</b>	93kg	87kg	64kg	59kg	40kg	35kg

### Dimensions:

