

Spare parts manual

For sliding table saw Altendorf F45/F45 ELMO



GB

Version 3.8/2014

© Wilhelm Altendorf GmbH & Co. KG

www.DaltonsWadkin.com

Table of contents

1	Basic machine	- 6 -
1.1	Machine frame F45	- 6 -
1.2	Machine table	1
1.3	Main table length extension (TPL)	- 8 -
1.3.1	TPL840	- 8 -
1.3.2	TPL 1200	- 8 -
1.3.3	TPL 1600	- 8 -
1.3.4	TPL 2000	- 8 -
1.4	Main table width extension (TPV)	- 8 -
1.4.1	TPV 800 /F45	- 8 -
1.4.2	TPV 1000 /F45	- 8 -
1.4.3	TPV 1300 /F45	- 8 -
1.4.4	TPV 1600 /F45	- 8 -
1.4.5	TPV 800 /ELMO	- 8 -
1.4.6	TPV 1000 /ELMO	- 8 -
1.4.7	TPV 1300 /ELMO	- 8 -
1.4.1	TPV 1600 /ELMO	- 8 -
1.5	Infeed support table, swing away	- 8 -
2	Electrical equipment	- 9 -
2.1	Switch cabinet saw motors	- 9 -
2.1.1	Subplate Y_D	- 10 -
2.1.2	Subplate VARIO	- 12 -
2.1.3	Subplate UL/CSA	- 14 -
2.1.4	Contactor control 5,5-7,5 kW / 400V	- 16 -
2.1.5	Contactor control 5,5 kW / 220V	- 17 -
2.1.6	Contactor control 7,5 kW / 220V or 11 kW / 400V	- 18 -
2.1.7	Contactor control VARIO	- 19 -
2.1.8	Contactor control 5,5 kW / 208-440V	- 20 -
2.1.9	Contactor control 7,5 kW / 208-440V	- 21 -
2.2	Switch cabinet axle drive	- 22 -
2.2.1	Switch cabinet left, P-Terminal	- 22 -
2.2.2	Subplate	- 23 -
2.2.3	Switch cabinet right	- 24 -
2.3	Operating device	- 25 -
2.4	C-Terminal machine frame	- 26 -
2.5	Remote control	- 27 -
2.6	Receiver	- 27 -
2.7	Transformer housing	- 28 -
2.7.1	Transformer	- 28 -
2.8	Axis heads	- 29 -
2.8.1	Rise/fall and tilt	- 29 -
2.8.2	Scorer width	- 30 -
2.8.3	Scorer rise/fall and lateral	- 31 -
2.8.4	Without motor	- 32 -
3	Saw unit	- 33 -
3.1	Chip channel	- 34 -
3.2	Saw shaft main saw	- 36 -
3.3	Drive unit [Main saw]	- 38 -
3.3.1	Speed scan	- 39 -
3.4	Height adjustment	- 40 -
3.5	Tilt adjustment	- 41 -
3.6	3-axis scoring unit	- 42 -
3.6.1	RAPIDO Plus	- 44 -
3.7	2-axis scoring unit	- 45 -
3.7.1	Scorer base plate	- 46 -
3.7.2	Motor base plate	- 46 -

3.7.3	Side adjustment (2-axis)	- 47 -
3.7.4	Scorer housing	- 48 -
3.7.5	Bracket	- 49 -
4	Swinging arm	- 50 -
5	Cross slide + Crosscut fence 90° Crosscuts to 3200	- 52 -
5.1	Cross slide frame 90° / DIGIT L	- 53 -
5.2	Crosscut fence 90°	- 54 -
5.2.1	Eccentric clamping 1	- 55 -
5.2.2	Eccentric clamping 2	- 55 -
5.2.3	Flip stop	- 56 -
5.2.4	Extension Crosscuts to 3200	- 57 -
6	Cross slide + Crosscut fence Compact Crosscuts to 2500	- 58 -
6.1	Cross slide frame (complete) Compact / DIGIT L	- 59 -
6.2	Crosscut fence Compact	- 60 -
6.2.1	Extension Compact	- 61 -
7	Cross slide + Crosscut fence with DIGIT L Crosscuts to 3200	- 62 -
7.1	Cross slide frame complete Crosscuts to 3200 L See section 5.1	- 62 -
7.2	Crosscut fence with DIGIT L Crosscuts to 3200	- 63 -
7.2.1	Extension DIGIT L Crosscuts to 3200	- 64 -
7.2.2	Fine adjustment	- 65 -
7.2.3	Housing (Crosscut fence, Crosscut-mitre fence, DIGIT L)	- 66 -
7.2.4	Battery charger	- 66 -
7.2.5	Holder reading head	- 67 -
7.2.6	Flip Stop	- 68 -
8	Cross slide + Crosscut fence with DIGIT L Crosscuts to 2500	- 69 -
8.1	Cross slide frame (complete) Crosscuts to 2500 see section 6.1	- 69 -
8.2	Crosscut fence with DIGIT L Crosscuts to 2500	- 70 -
8.2.1	Extension Crosscuts to 2500	- 71 -
9	Cross slide + Crosscut-mitre fence (WGA)	- 72 -
9.1	Cross slide frame for WGA + WGA_L (cpl.)	- 73 -
9.1.1	Profile graduation scale rail	- 74 -
9.1.2	Eccentric clamping	- 75 -
9.2	Crosscut-mitre fence	- 76 -
9.2.1	Extension WGA	- 77 -
9.2.2	Stop profile WGA	- 78 -
10	Cross slide + Crosscut-mitre fence with DIGIT_L (WGA_L)	- 80 -
10.1	Cross slide frame WGA_L see section 9.1	- 80 -
10.2	Crosscut-mitre fence with DIGIT L	- 81 -
10.2.1	Extension WGA_L	- 82 -
10.2.2	Stop profile WGA_L	- 83 -
11	Cross slide + Crosscut-mitre fence with DIGIT LD	- 84 -
11.1	Cross slide frame WGA_LD	- 85 -
11.1.1	Profile graduation scale rail with guide carriage	- 86 -
11.1.2	Electronic	- 87 -
11.1.3	Linear bearing length compensation	- 88 -
11.2	Crosscut-mitre fence (WGA) DIGIT LD	- 89 -
11.2.1	Extension WGA_LD see section 10.2.1	- 90 -
11.2.2	Stop profile WGA_LD	- 90 -
11.2.3	Bearing block for extension	- 91 -
11.2.4	Housing WGA_LD	- 92 -
11.2.5	Charging set (Pos.10)	- 92 -
11.2.6	Holder reading head	- 92 -
12	Cross slide + Crosscut-mitre fence motorised (4.Axis)	- 93 -
12.1	Cross slide frame 4. Axis	- 94 -
12.1.1	Cable guide	- 95 -

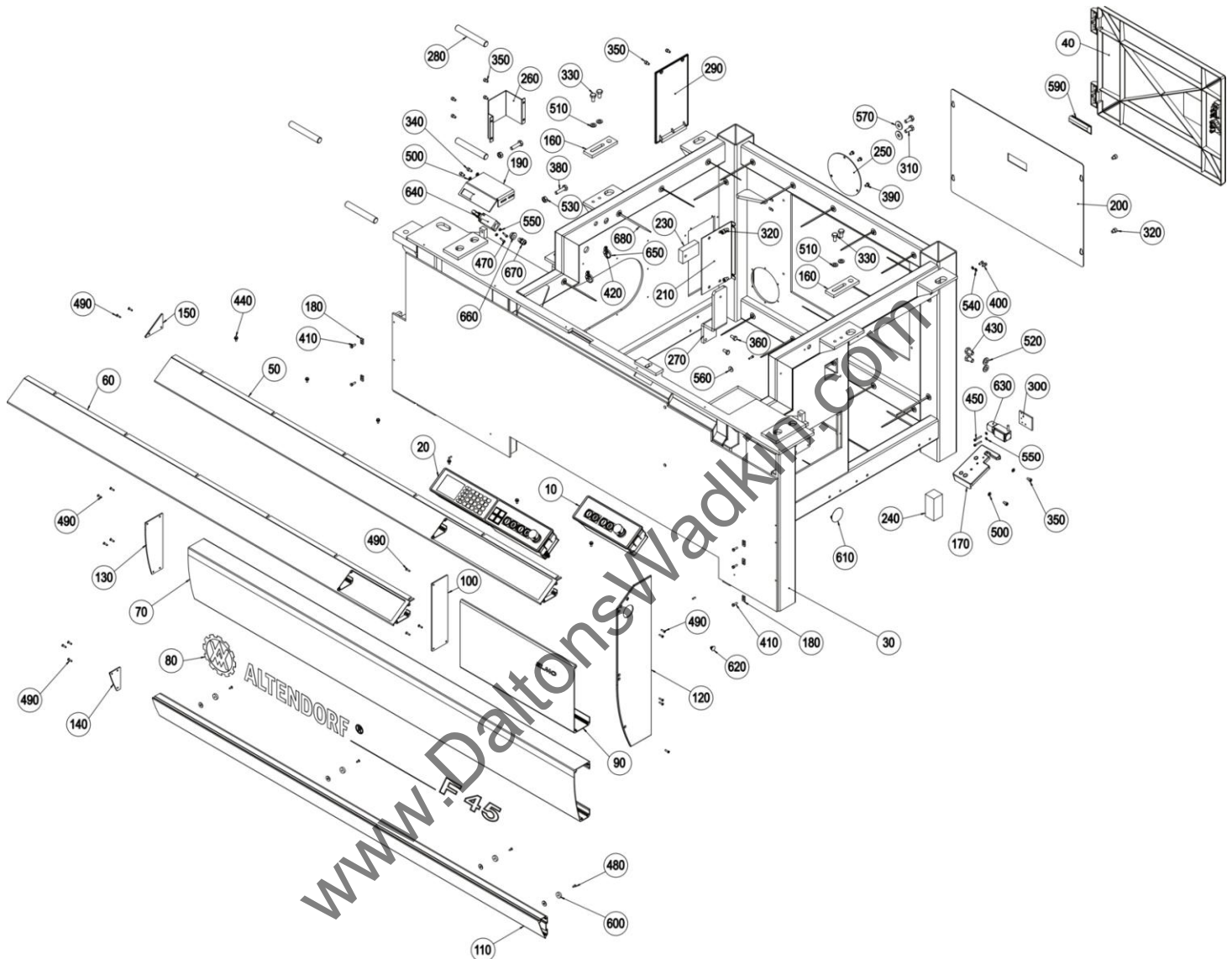
12.1.2	Eccentric clamping	- 95 -
12.1.3	Rotation angle measurement	- 96 -
12.2	Crosscut-mitre fence 4. Axis	- 99 -
12.2.1	Length adjustment	- 101 -
12.2.2	Clamping tilt adjustment	- 103 -
12.2.3	90°Interlock	- 103 -
12.2.4	Guidance	- 104 -
12.2.5	Throw over stop 1	- 105 -
12.2.6	Throw over stop 2	- 106 -
12.2.7	Motor plate	- 107 -
13	Cross slide + Crosscut fence with fixed 90° angle (4.Axis 90°)	- 108 -
13.1	Cross slide frame 4.axis 90°	- 109 -
13.1.1	Cable guide	- 110 -
13.1.2	Supporting frame	- 111 -
13.2	Crosscut fence with fixed 90° angle	- 112 -
13.2.1	Interlock	- 114 -
13.2.2	Interlock 90°	- 114 -
13.2.3	Scan overlay	- 115 -
14	Additional cross slide	- 116 -
14.1	Cross slide frame EX1/EX2	- 117 -
14.2	Eccentric clamping (add. cross slide)	- 117 -
14.3	Support roller	- 118 -
14.4	Crosscut fence for add. cross slide	- 119 -
15	Cross slide width extension	- 120 -
15.1	Standard	- 120 -
15.2	4.axis	- 121 -
15.3	4. axis 90°	- 122 -
16	Rip fence	- 123 -
16.1	Manuel rip fence	- 123 -
16.2	Manual rip fence with DIGIT X	- 125 -
16.2.1	Eccentric lever top	- 127 -
16.2.2	Cutting width manual	- 128 -
16.3	Electromotive rip fence (X-Axis)	- 129 -
16.3.1	X-Axis 800 mm	- 129 -
16.3.2	X-Axis 1000 mm	- 131 -
16.3.3	X-Axis 1300 mm	- 133 -
16.3.4	X-Axis 1600 mm	- 135 -
16.3.5	Stop block	- 137 -
16.3.6	Drive unit	- 139 -
17	Mitre fence (Single sided)	- 140 -
17.1	Extension	- 141 -
17.2	Flip stop	- 142 -
17.2.1	Eccentric clamping	- 142 -
18	Sliding table	- 143 -
18.1	Top carriage	- 144 -
18.1.1	Cover plate energie chain	- 146 -
18.1.2	Handle	- 147 -
18.2	Middle carriage	- 148 -
18.3	Bottom carriage	- 149 -
18.4	Accessories	- 150 -
18.4.1	Clamping shoe	- 150 -
18.4.2	Handle for wooden slider	- 150 -
18.4.3	Floor support	- 151 -
18.4.4	Second support	- 151 -
19	Protection device	- 152 -
19.1	Sawblade guard support	- 152 -

19.1.1	F45 / 800	- 152 -
19.1.2	F45 / 1000	- 153 -
19.1.3	F45 / 1300	- 154 -
19.1.4	F45 / 1600	- 155 -
19.2	Sawblade guard support / screen control at eye level	- 156 -
19.2.1	F45 / ELMO / 800	- 156 -
19.2.2	F45 / ELMO / 1000	- 157 -
19.2.3	F45 / ELMO / 1300	- 158 -
19.2.4	F45 / ELMO / 1600	- 159 -
19.3	Swivel arm sawblade guard	- 161 -
19.4	Height adjustment	- 162 -
19.5	Sawblade guard	- 163 -
19.6	Hinge for operating panel (complete)	- 164 -
19.6.1	Hinge	- 165 -
19.6.2	Support	- 165 -
19.7	Swivel arm for operating panel	- 166 -
19.8	C-Terminal at eye level	- 167 -
19.9	P-Terminal at eye level	- 168 -
19.10	Copy holder	- 169 -
20	Laser	- 170 -
20.1	Laser mount	- 170 -
20.2	Interface with pneumatic quick-action clamp	- 171 -
21	Rip fence left (PALIN)	- 172 -
21.1	PALIN Standard	- 172 -
21.2	PALIN D (with digital display)	- 174 -
22	Clamping devices	- 176 -
22.1	Manual quick-action clamp	- 176 -
22.2	Electropneumatic quick-action clamp	- 177 -

1 Basic machine

1.1 Machine frame F45

B0660.0002

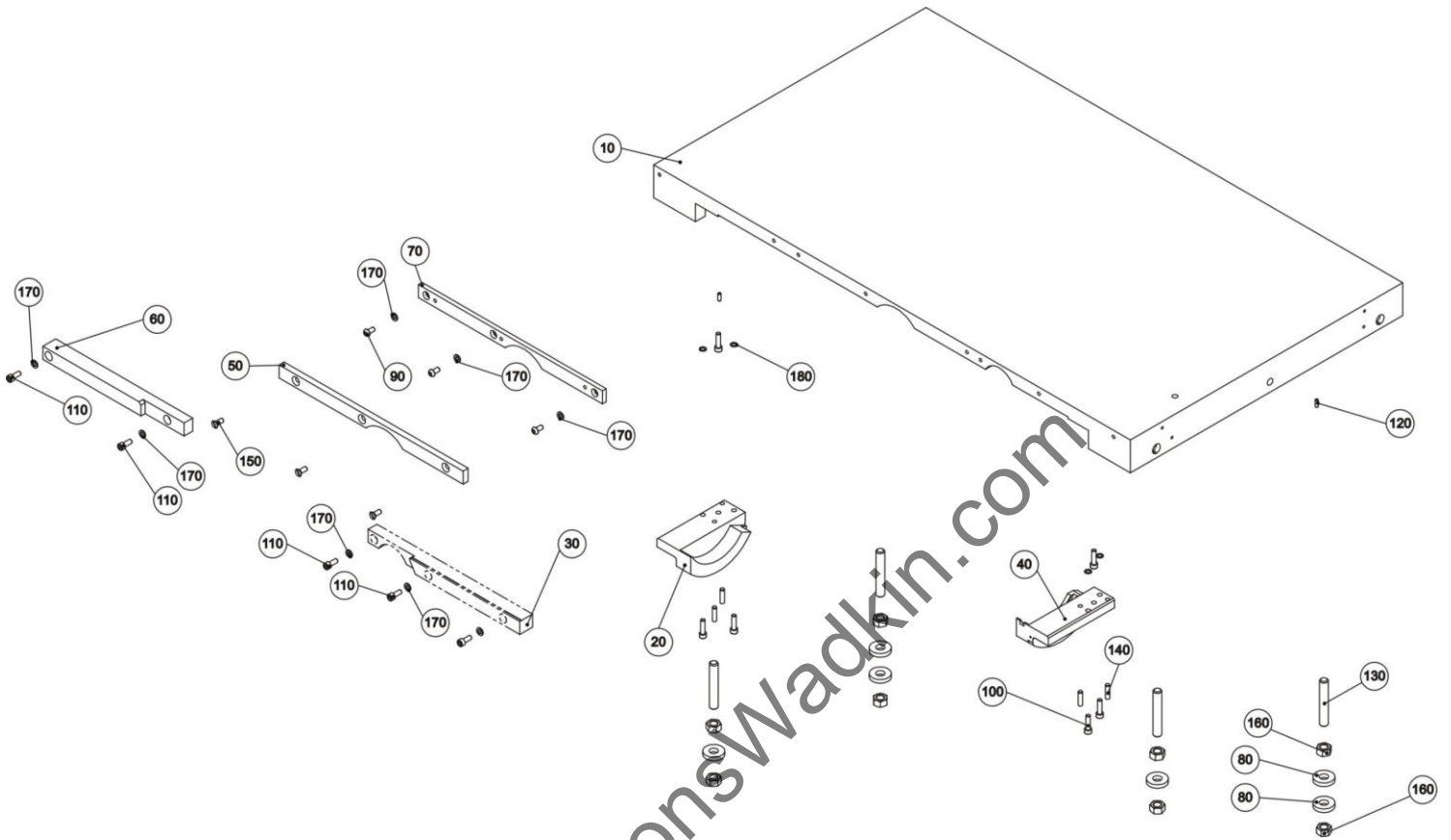


Pos.	Article-No.	Benennung
10	B0605.0010	housing EIN/AUS am Maschinenst.
20	B0605.0202	C-Terminal Md. 2010
30	B0660.0055	machine frame F45 & F45ELMO_D
40	B9332.2006	machine door CE sash lock
50	F0660.0540	faceplate keypad C-Terminal
60	F0660.0541	faceplate keypad ON-OFF
70	F0660.0860	panel 1820mm
80	F0660.0861	label F45-2006
90	F0660.0870	panel short- 540 mm
100	F0660.0875	cover inside
110	F0660.0880	panel bottom 1820 mm
120	F0660.0890	side plate
130	F0660.0900	cover middle
140	F0660.0910	cover bottom

Machine frame F45

Pos.	Article-No.	Benennung
150	F0660.0920	cover top
160	F0660.1050	flat piece
170	F0660.1080	tool holder
180	F0660.1110	clamping clip
190	F0660.1130	cover for limit switch
200	F0660.1140	cover plate at Vario
210	F0660.1151	plate for interface housing
220	F0660.1160	label ELMO
230	F0660.1170	holder
240	F0660.1220	floor support
250	F0660.1488	cover
260	F0660.1500	gateway protection for PQS
270	F0860.0610	support for damper
280	F9301.0720	fastening bolt M20x137
290	F9703.0681	cover
300	F9903.0630	plate
310	K3100.0024	hexagonal head screw DIN 933-M10x25
320	K3100.0037	cheese head screw DIN 912-M8x10
330	K3100.0046	hexagonal head screw DIN 933-M10x20
340	K3100.0052	cheese head screw DIN 912-M6x12
350	K3100.0065	cheese head screw DIN 912-M6x10
360	K3100.0129	hexagonal head screw DIN933 M8x16
370	K3100.0132	slotted spring pin DIN 1481-4x12
380	K3100.0147	hexagonal head screw DIN 933-M10x40
390	K3100.0211	hexagonal head screw DIN 933-M6x10
400	K3100.0238	cheese head screw DIN 912-M5x12
410	K3100.0267	hexagonal head screw DIN 933-M5x16
420	K3100.0387	hexagonal head screw DIN933-M5x14
430	K3100.0391	hexagonal head screw DIN 933-M12x20
440	K3100.0464	safety screw DIN 6921- M5x10
450	K3100.0661	cheese head screw DIN912-M4x28
460	K3100.0731	cheese head screw DIN 912-M4x16
470	K3100.0854	cheese head screw DIN912-M4x25
480	K3100.0856	screw P3,9x13-H
490	K3100.0881	counter sunk screw DIN 7516 M4x16 Form D
500	K3200.0001	washer DIN 125-A6,4
510	K3200.0002	washer DIN 125-A10,5
520	K3200.0007	washer DIN 125-A13
530	K3200.0009	hexagonal nut DIN 934-M10
540	K3200.0015	washer DIN 125-A5,3
550	K3200.0027	washer DIN 125-A4,3
560	K3200.0035	washer DIN 440 R5,5
570	K3200.0068	washer DIN 9021-A10,5
580	K3200.0108	washer DIN 9021-A6,4
590	K3700.0058	recessed grip P2-43
600	K3700.0367	magnet ø20x6
610	K3700.0417	plug D=45-47,5
620	K3700.0424	plug D=9,5-11,0
630	K6330.0021	safety switch
640	K6330.0036	limit switch 188-U1Z KNW 180GR RO13,5 P
650	K6450.0009	clip GFB435910
660	K6450.0093	PVC reducer M20 - M12
670	K6450.0095	cable gland metric MBF 12x1.5
680	K6450.0115	cable strap REL30SDP6

1.2 Machine table
B0670.0000~~c

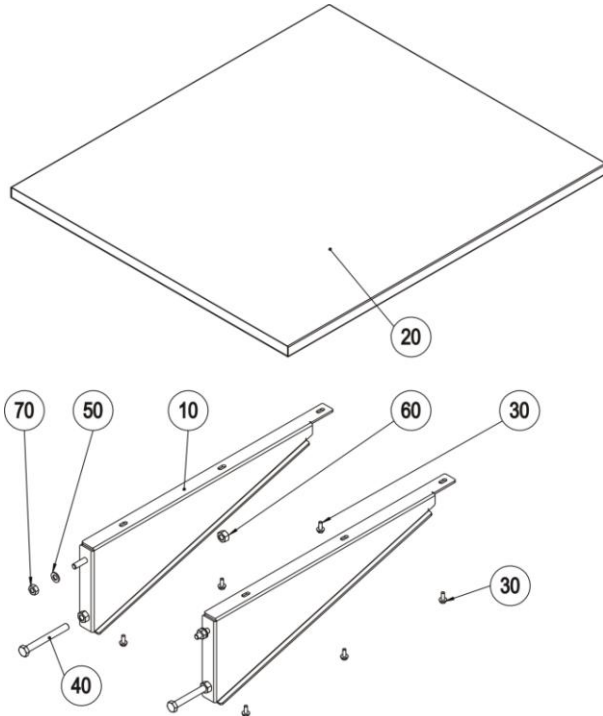


Pos.	Article - No.	Designation
10	F0670.0500	machine table
20	F0670.0511	segmented arch left
30	F0670.0515	front table strip (scorer)
40	F0670.0521	segmented arch right
50	F0670.0526	middle front table strip
60	F0670.0530	safety washer S8
70	F0670.0541	rear table strip
80	F9011.1110	middle rear table strip e
90	K3100.0005	eccentric for TPV/TPL
100	K3100.0054	oval head screw ISO 7380 M8x16
110	K3100.0234	cheese head screw DIN 912 M8x30
120	K3100.0322	set screw DIN 916-M6x16
130	K3100.0460	hexagon socket set screw M5x10
140	K3100.0561	fastening bolt DIN 976-M16x100
150	K3100.0901	parallel pin DIN 7979-8m6x32
160	K3200.0032	counter sunk screw DIN 963 M8x20
170	K3200.0091	hexagonal nut DIN 934-M16
180	K3200.0177	serrated lock washer DIN 6798-A8,4

Main table length extension (TPL)

1.3 Main table length extension (TPL)**1.3.1 TPL840**

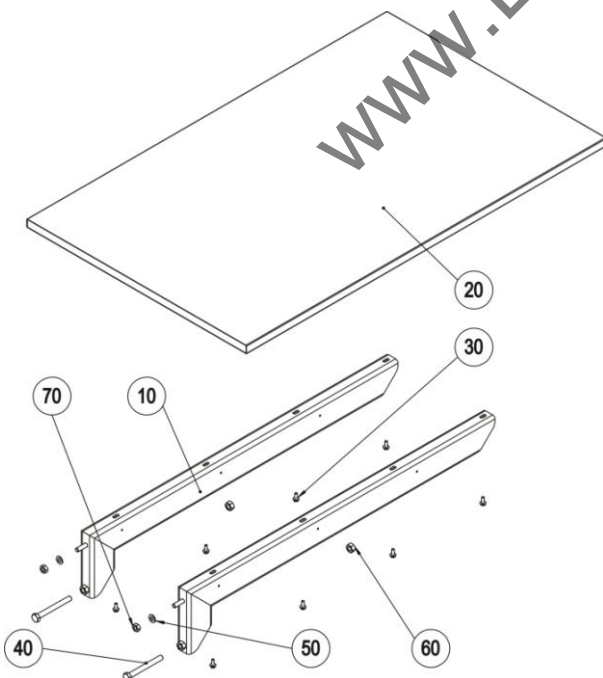
B0613.0015-b



Pos.	Article-No.	Benennung
10	B0613.0050	support arm TPL840
20	B0613.0150	table length extension (TPL840)
30	K3100.0591	safety screw DIN 88933-M6x16
40	K3100.0849	hexagonal head screw DIN 931-
50	K3200.0002	washer DIN 125-A10,5
60	K3200.0006	hexagonal nut DIN 934-M12
70	K3200.0009	hexagonal nut DIN 934-M10

1.3.2 TPL 1200

B0613.0016~-b

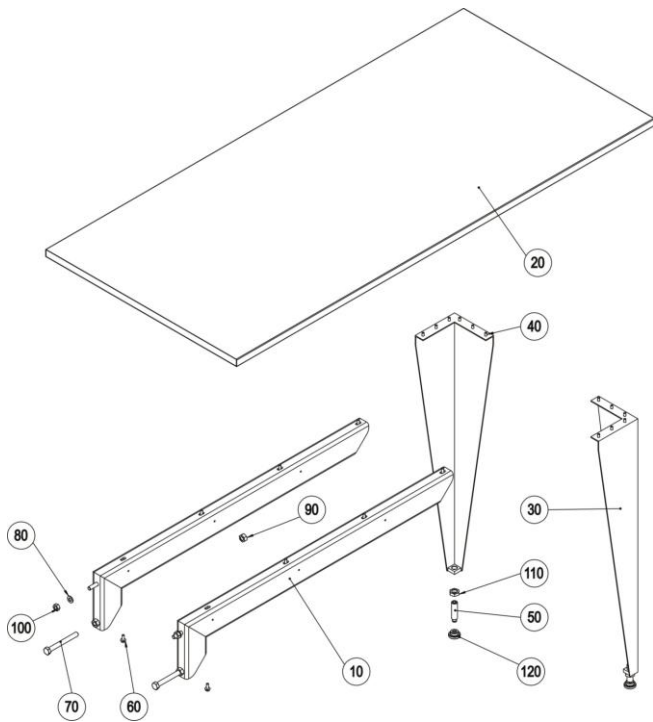


Pos.	Article-No.	Designation
10	B0207.0057	support arm TPL 1200-2000 / TPV
20	B0613.0152	table length extension (TPL1200)
30	K3100.0591	safety screw DIN 88933-M6x16
40	K3100.0849	hexagonal head screw DIN 931-
50	K3200.0002	washer DIN 125-A10,5
60	K3200.0006	hexagonal nut DIN 934-M12
70	K3200.0009	hexagonal nut DIN 934-M10

Main table length extension (TPL)

1.3.3 TPL 1600

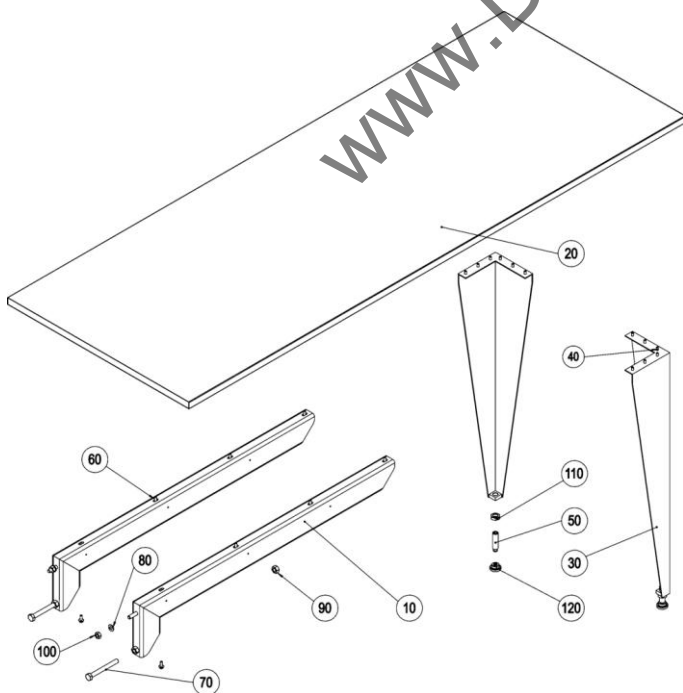
B0613.0017~b



Pos.	Article-No.	Benennung
10	B0207.0057	support arm TPL 1200-2000 / TPV
20	B0613.0154	table length extension (TPL1600)
30	B9308.0271	floor support (TPL 1600/2000)
40	K3100.0070	safety screw M6x12
50	K3100.0271	set screw M16 M16-65-S - DIN 6332
60	K3100.0591	safety screw DIN 88933-M6x16
70	K3100.0849	hexagonal head screw DIN 931-
80	K3200.0002	washer DIN 125-A10,5
90	K3200.0006	hexagonal nut DIN 934-M12
100	K3200.0009	hexagonal nut DIN 934-M10
110	K3200.0040	hexagonal nut DIN 936-M16
120	K3200.0106	pressure piece 32-S - DIN 6311

1.3.4 TPL 2000

B0613.0018~b

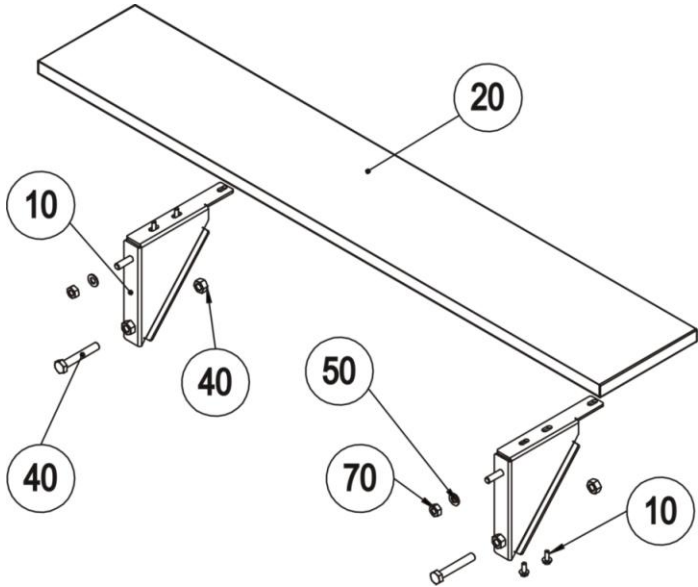


Pos.	Article-No.	Benennung
10	B0207.0057	support arm TPL 1200-2000 / TPV
20	B0613.0156	table length extension (TPL2000)
30	B9308.0271	floor support (TPL 1600/2000)
40	K3100.0070	safety screw M6x12
50	K3100.0271	set screw M16 M16-65-S - DIN 6332
60	K3100.0591	safety screw DIN 88933-M6x16
70	K3100.0849	hexagonal head screw DIN 931-
80	K3200.0002	washer DIN 125-A10,5
90	K3200.0006	hexagonal nut DIN 934-M12
100	K3200.0009	hexagonal nut DIN 934-M10
110	K3200.0040	hexagonal nut DIN 936-M16
120	K3200.0106	pressure piece 32-S - DIN 6311

1.4 Main table width extension (TPV)

1.4.1 TPV 800 /F45

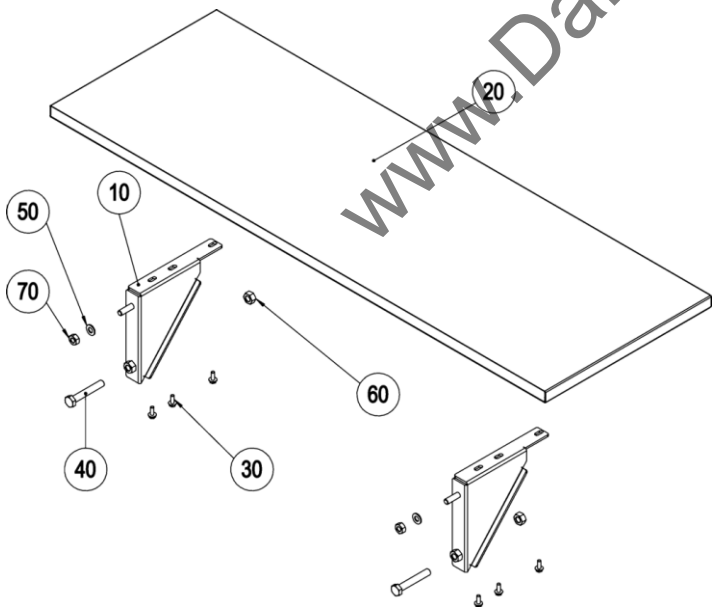
B0613.0020-



Pos.	Article-No.	Designation
10	B0613.0058	support arm TPV800/1000 & TPV-X800
20	B0613.0160	table width extension TPV-800
10	K3100.0591	safety screw DIN 88933-M6x16
40	K3100.0964	hexagonal head screw DIN 931-M12x75
50	K3200.0002	washer DIN 125-A10,5
40	K3200.0006	hexagonal nut DIN 934-M12
70	K3200.0009	hexagonal nut DIN 934-M10

1.4.2 TPV 1000 /F45

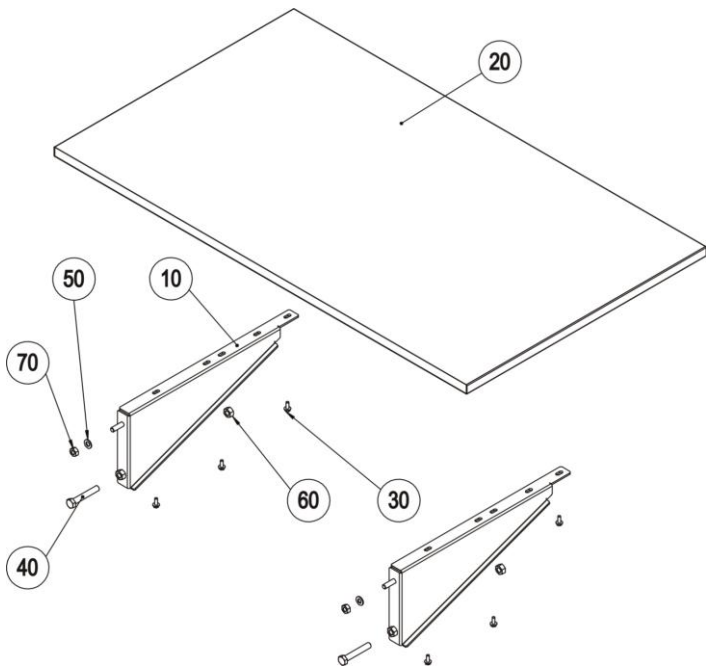
B0613.0022-b



Pos.	Article-No.	Designation
10	B0613.0058	support arm TPV800/1000 & TPV-
20	B0613.0162	table width extension TPV-1000
30	K3100.0591	safety screw DIN 88933-M6x16
40	K3100.0964	hexagonal head screw DIN 931-
50	K3200.0002	washer DIN 125-A10,5
60	K3200.0006	hexagonal nut DIN 934-M12
70	K3200.0009	hexagonal nut DIN 934-M10

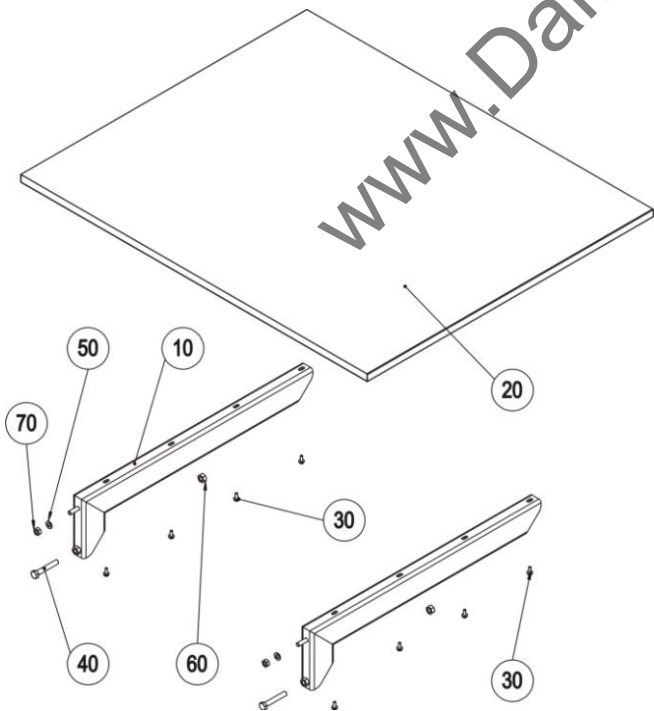
Main table width extension (TPV)

1.4.3 TPV 1300 /F45
B0613.0024-b



Pos.	Article-No.	Designation
10	B0613.0056	support arm TPV1300 & TPV-X1000
20	B0613.0164	table width extension TPV-1300
30	K3100.0591	safety screw DIN 88933-M6x16
40	K3100.0964	hexagonal head screw DIN 931-
50	K3200.0002	washer DIN 125-A10,5
60	K3200.0006	hexagonal nut DIN 934-M12
70	K3200.0009	hexagonal nut DIN 934-M10

1.4.4 TPV 1600 /F45
B0613.0026-b

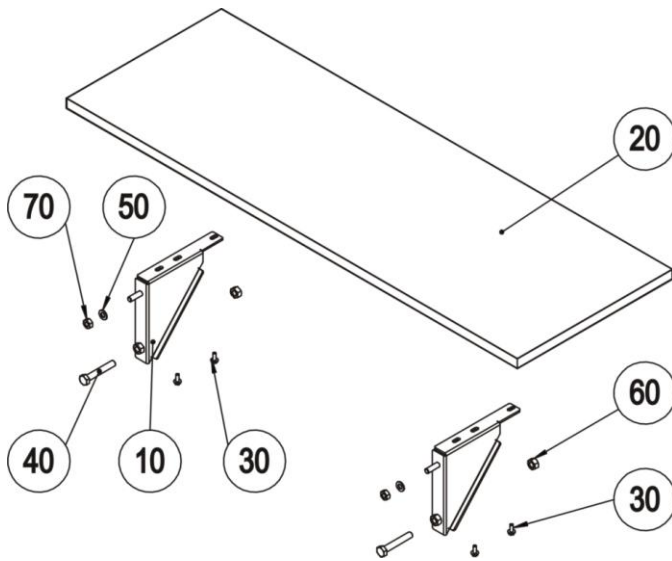


Pos.	Article-No.	Designation
10	B0207.0056	support arm TPV 1600
20	B0613.0166	table width extension TPV-1600
30	K3100.0591	safety screw DIN 88933-M6x16
40	K3100.0964	hexagonal head screw DIN 931-
50	K3200.0002	washer DIN 125-A10,5
60	K3200.0006	hexagonal nut DIN 934-M12
70	K3200.0009	hexagonal nut DIN 934-M10

Main table width extension (TPV)

1.4.5 TPV 800 /ELMO

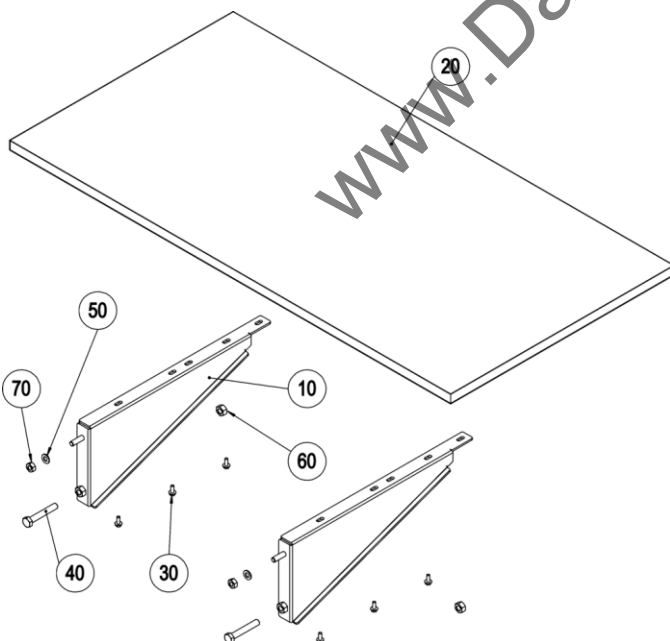
B0613.0030-b



Pos.	Article-No.	Designation
10	B0613.0058	support arm TPV800/1000 & TPV-
20	B0613.0170	table width extension TPV-X800
30	K3100.0591	safety screw DIN 88933-M6x16
40	K3100.0964	hexagonal head screw DIN 931-
50	K3200.0002	washer DIN 125-A10,5
60	K3200.0006	hexagonal nut DIN 934-M12
70	K3200.0009	hexagonal nut DIN 934-M10

1.4.6 TPV 1000 /ELMO

B0613.0032-b

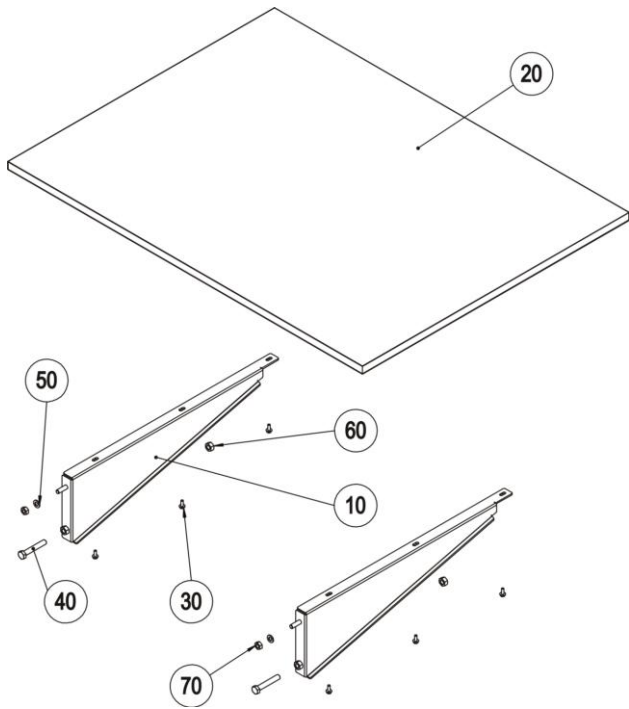


Pos.	Article-No.	Designation
10	B0613.0056	support arm TPV1300 & TPV-X1000
20	B0613.0172	table width extension TPV-X1000
30	K3100.0591	safety screw DIN 88933-M6x16
40	K3100.0964	hexagonal head screw DIN 931-
50	K3200.0002	washer DIN 125-A10,5
60	K3200.0006	hexagonal nut DIN 934-M12
70	K3200.0009	hexagonal nut DIN 934-M10

Main table width extension (TPV)

1.4.7 TPV 1300 /ELMO

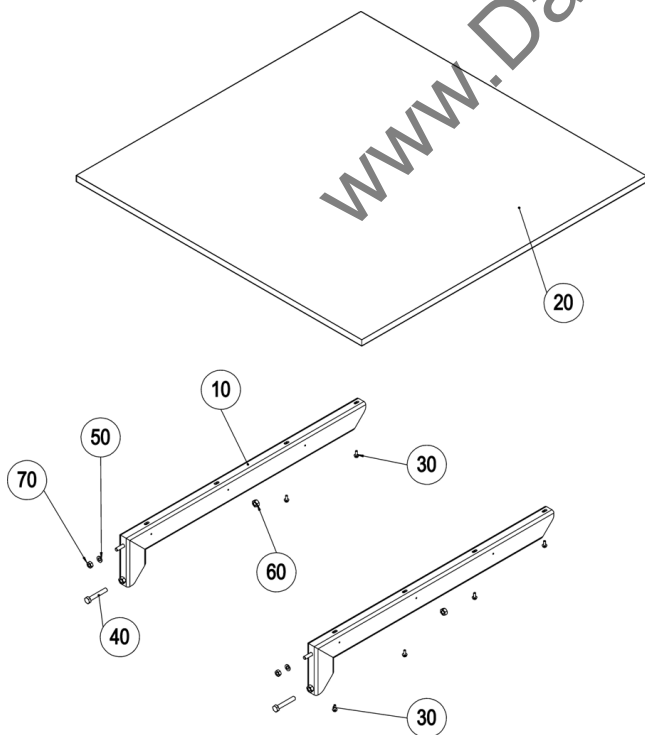
B0613.0034-b



Pos.	Article-No.	Designation
10	B0613.0054	support arm TPV-X1300
20	B0613.0174	table width extension TPV-X1300
30	K3100.0591	safety screw DIN 88933-M6x16
40	K3100.0964	hexagonal head screw DIN 931-
50	K3200.0002	washer DIN 125-A10,5
60	K3200.0006	hexagonal nut DIN 934-M12
70	K3200.0009	hexagonal nut DIN 934-M10

1.4.1 TPV 1600 /ELMO

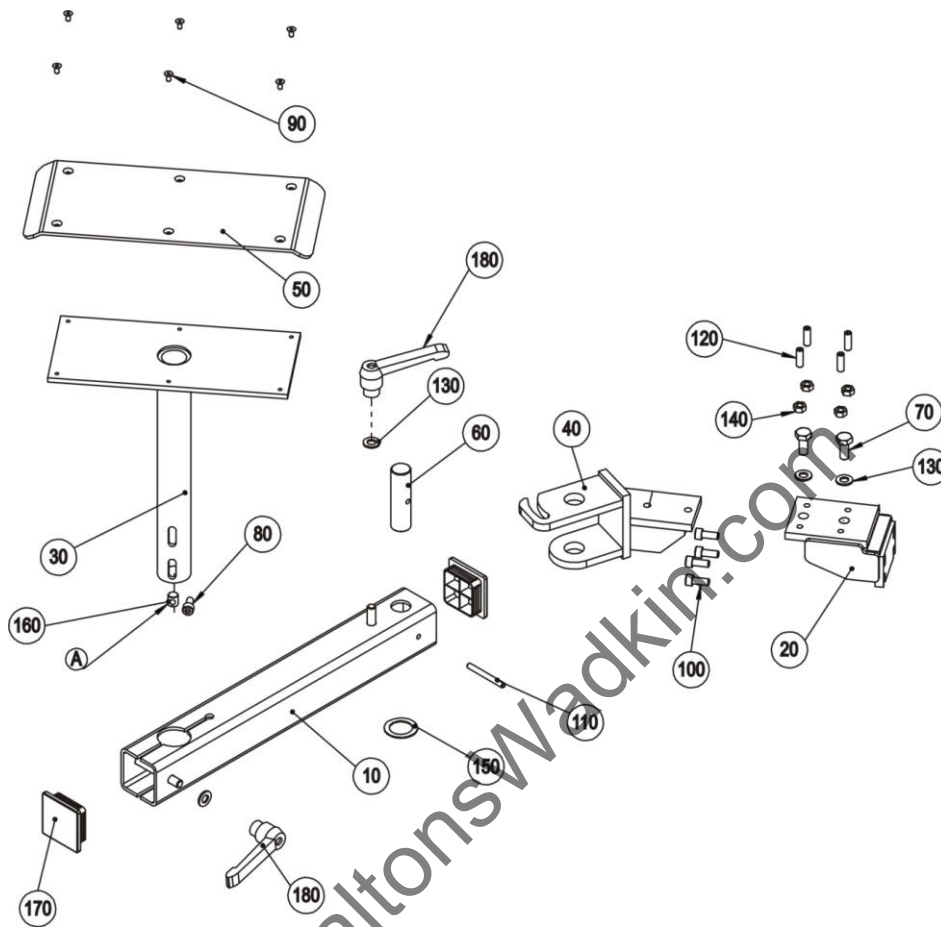
B0613.0036-b



Pos.	Article-No.	Designation
10	B0207.0057	support arm TPL 1200-2000 / TPV
20	B0613.0176	table width extension TPV-X1600
30	K3100.0591	safety screw DIN 88933-M6x16
40	K3100.0964	hexagonal head screw DIN 931-
50	K3200.0002	washer DIN 125-A10,5
60	K3200.0006	hexagonal nut DIN 934-M12
70	K3200.0009	hexagonal nut DIN 934-M10

1.5 Infeed support table, swing away

B0601.0000~-b

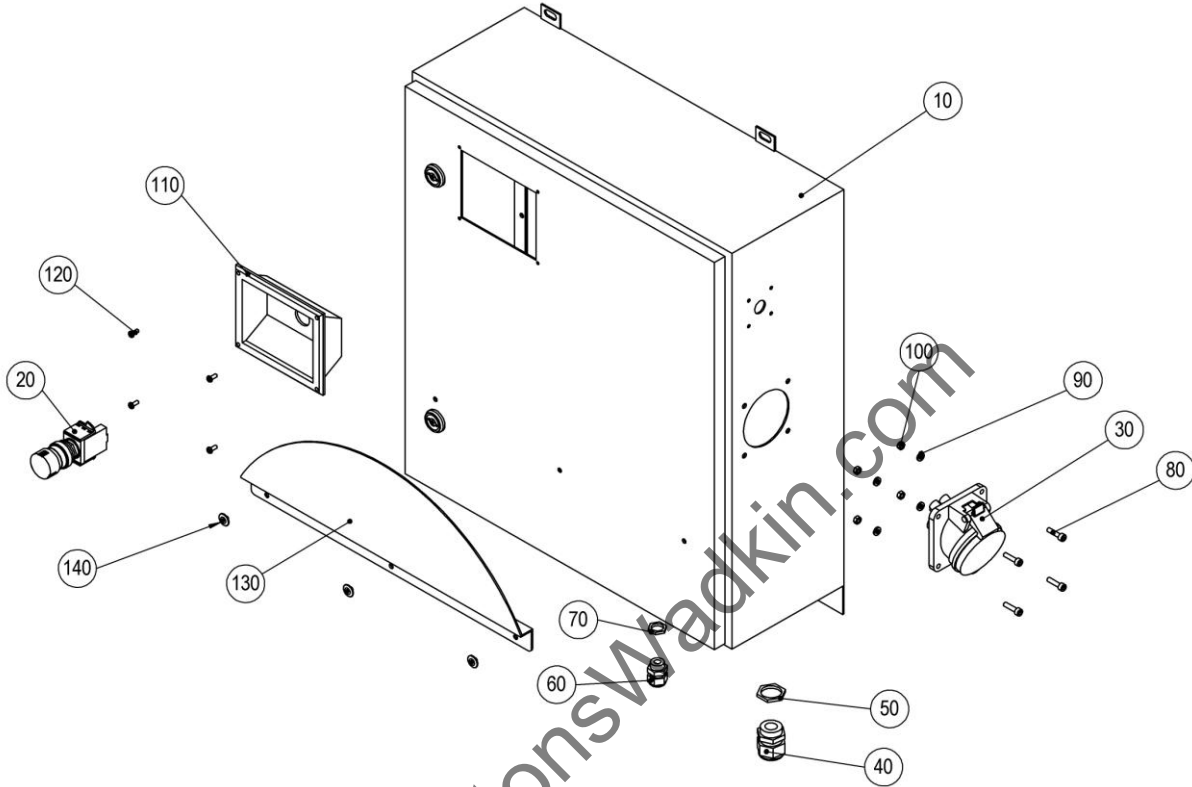


Pos.	Article - No.	Designation
10	B0601.0050	support arm
20	B0601.0100	bracket VT
30	B0601.0070	base plate
40	B0601.0060	rotation point
50	F0300.0510	support plate
60	F0300.0520	bolt
70	K3100.0024	hexagonal head screw DIN 933-M10x25
80	K3100.0085	cheese head screw DIN 912-M8x16
90	K3100.0157	counter sunk screw DIN 7991-M5x10
100	K3100.0234	cheese head screw DIN 912 M8x20
110	K3100.0242	slotted spring pin -6x60
120	K3100.0465	hexagon socket set screw DIN 913-M8x25
130	K3200.0002	washer DIN 125 A10,5
140	K3200.0104	hexagonal nut DIN 934-M8
150	K3200.0207	shim ring DIN 988-28x40x1,5
160	K3200.0334	bolt Typ Q
170	K3700.0247	square plug 60x60x4
180	K3700.0254	clamping lever M10

2 Electrical equipment

2.1 Switch cabinet saw motors

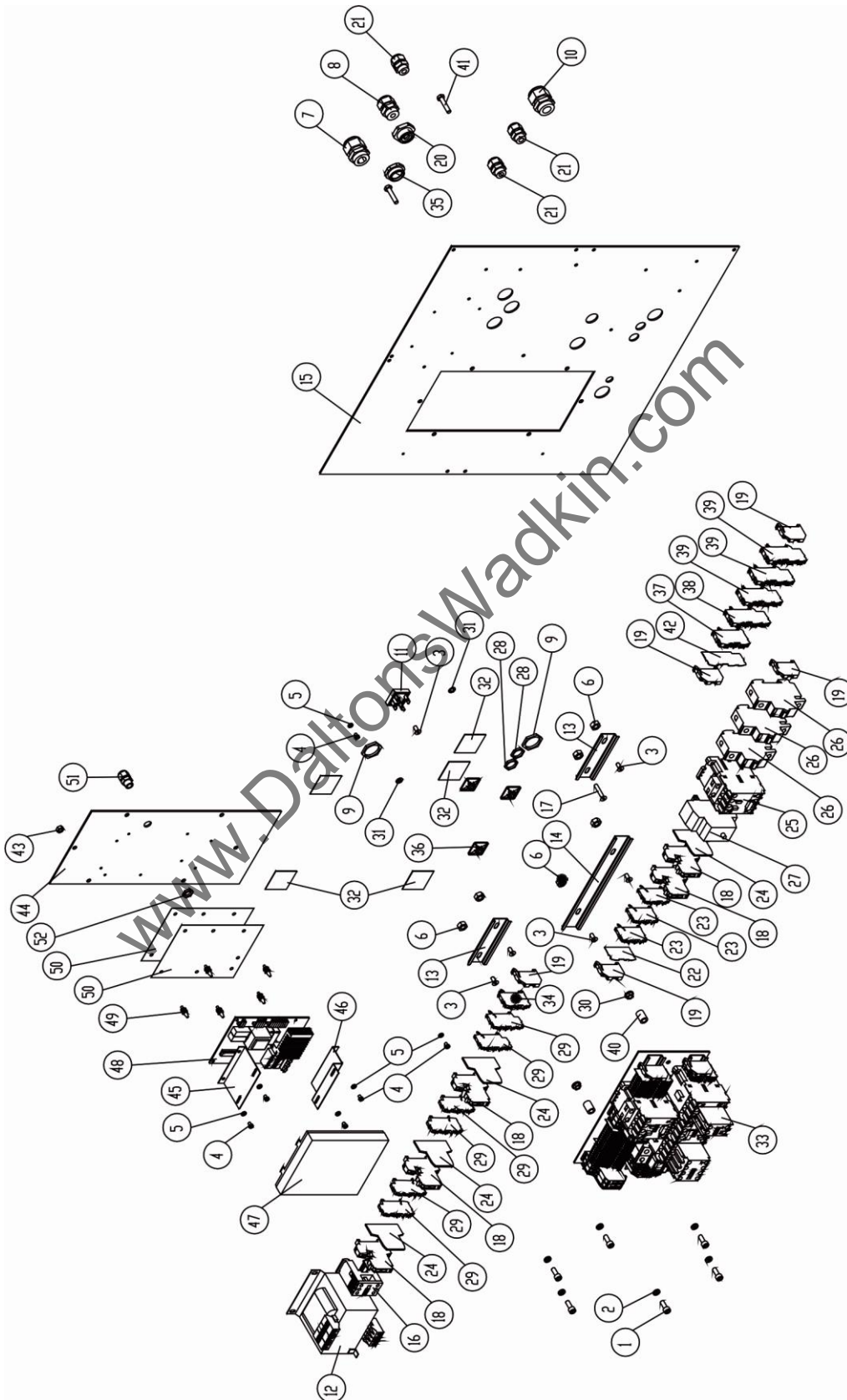
B0630.0131~a



Pos.	Article - No.	Designation
10	B0630.0121	switch cabinet right Cekon Md.06
20	B3130.0083	EMERGENCY-STOP- button WA80 kpl.
30	K6420.0554	power socket , 16A, 5.pol
40	K6450.0079	screwed cable gland M25x1.5
50	K6450.0085	hexagonal nut M25x1,5
60	K6450.0077	screwed cable gland M16x1.5
70	K6450.0083	hexagonal nut M16x1,5
80	K3100.0265	cheese head screw DIN 912 M5x20
90	K3200.0119	serrated washer A5,3
100	K3200.0003	hexagonal nut DIN 934-M5
110	F0630.0841	box for emergency stop
120	K3100.0352	oval head screw DIN 7380-M4x10
130	F0660.1450	hood catch
140	K3100.0263	blind rivet 4,8x10 K16

2.1.1 Subplate Y_D

Montageplatte rechts_Y-D



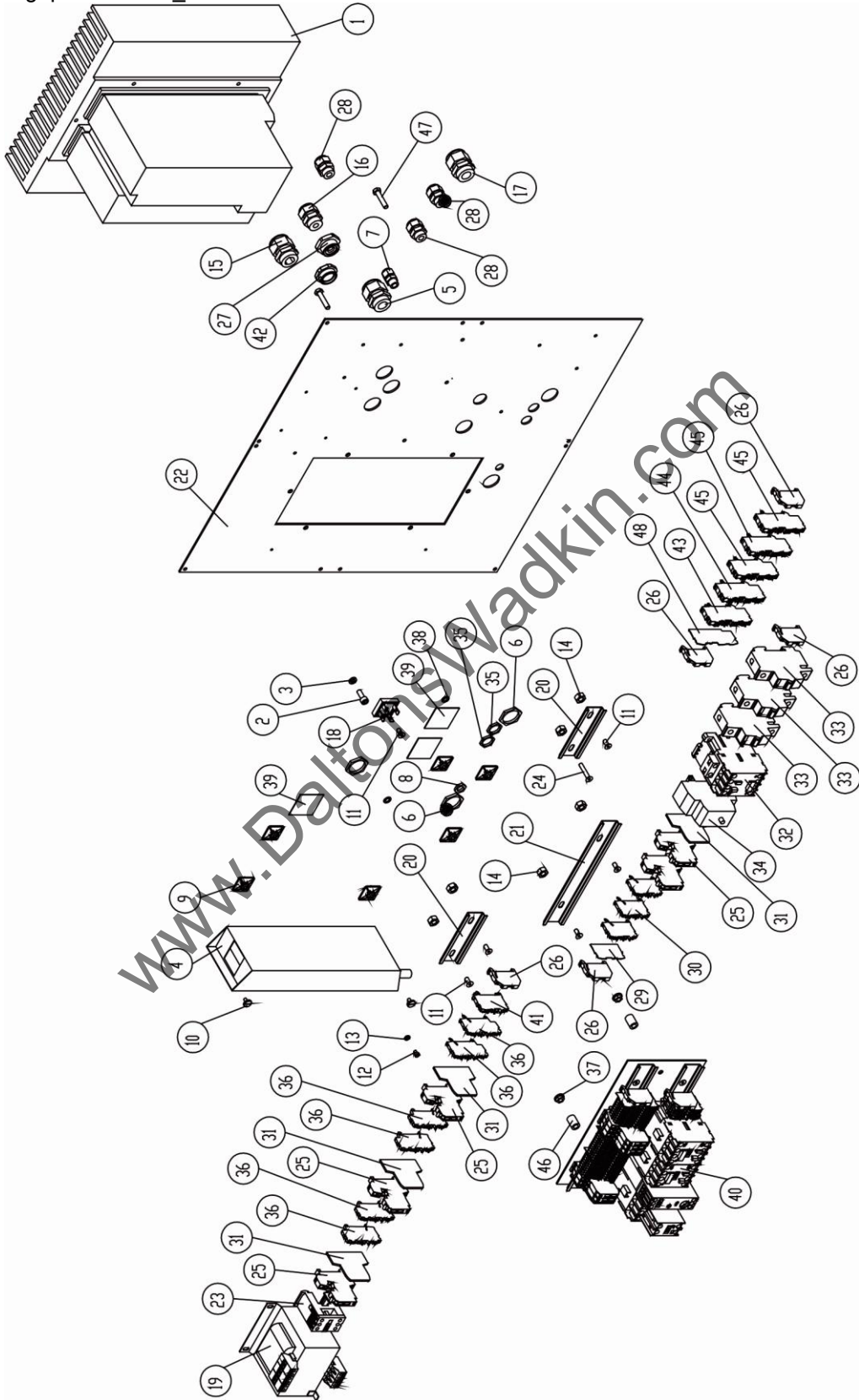
Switch cabinet saw motors

Pos.	Article - No..	Designation
1	K3100.0043	cheese head screw DIN 912-M6x16
2	K3200.0121	stop disc Iglidur GTM-0815-015
3	K3100.0109	counter sunk screw DIN 7991-M5x12
4	K3100.0071	cheese head screw DIN 84-M4x6
5	K3200.0120	serrated washer Form A A 4,2
6	K3200.0104	hexagonal nut DIN 934-M8
7	K6450.0080	screwed cable gland M25 3x7 PVC
8	K6450.0078	screwed cable gland M20x1.5
9	K6450.0085	hexagonal nut M25x1,5
10	K6450.0079	screwed cable gland M25x1.5
11	K6140.0001	rectifier B40/35-10
12	K6110.0042	transformer 220VA 380V-420V
	K6110.0043	transformer 280VA 380V-420V
	K6110.0044	transformer 280VA 220V-460V +/-20%
	K6110.0045	transformer 340VA 220V-460V +/-20%
13	F0630.0500	mounting rail TS35x7,5 L=95mm
14	F0630.0510	mounting rail TS35x7,5 L=200mm
15	F0630.0540	subplate switch cabinet right
16	K6210.0010	contactorLC1SK GC 200 24V/AC
17	K3100.0131	counter sunk screw DIN 7991-M5x30
18	K6420.0521	fuse terminal 5x30mm
19	K6420.0538	end bracket 6mm breit
20	K6450.0099	PVC reduction M25-M16
21	K6450.0077	screwed cable gland M16x1.5
22	K6420.0530	AP 0,8mm
23	K6420.0526	terminal block
24	K6420.0522	AP 2,5 for Sicherungsklemme
25	K6210.0057	contactor100-C16 KJ10
26	K6240.0025	cutout K20A
27	B9400.0100	control SPRAY

Pos.	Article - No..	Designation
28	K6450.0083	hexagonal nut M16x1,5
29	K6420.0534	terminal block
30	K3200.0116	safety nut M6
31	K3200.0078	toothed lock washer A6,4
32	F9304.1930	foil 120x40
33	B0632.0008	contactor control 220V/5.5kW m.R.
	B0632.0003	contactor control 400V/5.5kW/7.5KW
	B0632.0004	contactor control 400V/5.5kW/7.5KW
	B0632.0007	contactor control 220V/5.5kW o.R.
	B0632.0009	contactor control 220V/7.5/400V/11kW
	B0632.0010	contactor control 220V/7.5/400V/11kW
34	K6420.0529	conductor earth terminal
35	K6450.0090	PVC reduction M25-M20
36	K6540.0017	base Legrand 30x25
37	K6420.0541	conductor earth terminal 6mm ²
38	K6420.0557	terminal block 6mm ²
39	K6420.0556	terminal block 6mm ²
40	F2000.0510	distance tube Rd.12x17
41	K3100.0198	hexagonal head screw DIN933-M6x30
42	K6420.0558	AP 6mm ² WAGO
43	K3200.0018	hexagonal nut DIN 934-M6
44	F0630.0530	adapter
45	F3130.0590	bracket
46	F3130.0580	bracket
47	F2000.0530	cover brake modul
48	K6740.0019	brake modul200/420V
49	K6630.0018	distance bolt 6.3
50	F2000.0520	foil
51	K6450.0095	screwed cable gland MBF 12x1.5
52	K6450.0082	hexagonal nut M12x1,5

2.1.2 Subplate VARIO

Montageplatte rechts_FU



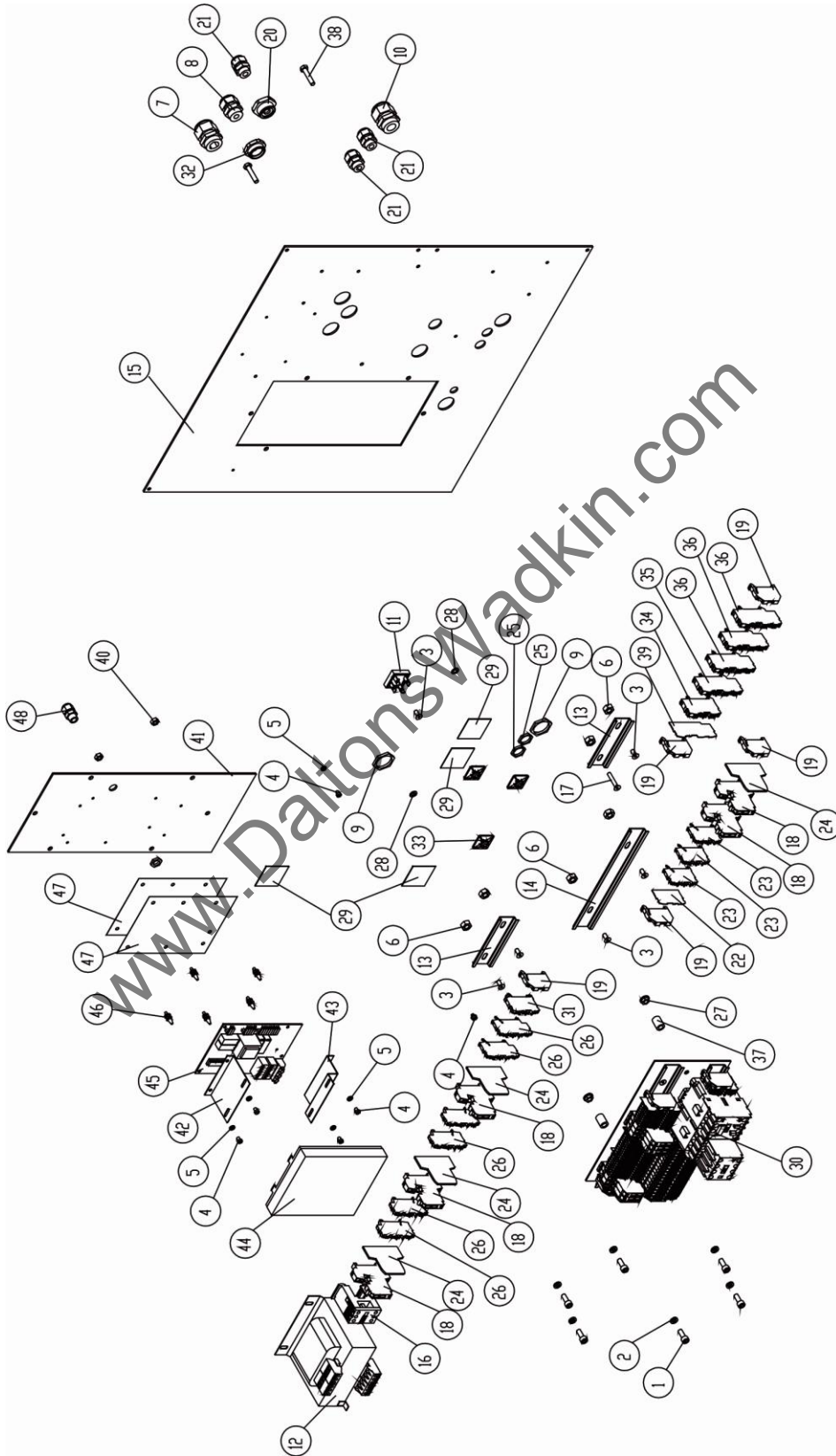
Switch cabinet saw motors

Pos.	Article - No..	Designation
1	K6150.0010	frequency converter
2	K3100.0043	cheese head screw DIN 912-M6x16
3	K3200.0121	stop disc Iglidur GTM-0815-015
4	K6150.0011	Filter 3-phase
5	K6450.0114	screwed cable gland M25x1,5 MS
6	K6450.0085	hexagonal nut M25x1,5
7	K6450.0095	screwed cable gland MBF 12x1.5
8	K6450.0082	hexagonal nut M12x1,5
9	K6540.0017	base Legrand 30x25
10	K3100.0733	pan head screw M4x8 DIN921
11	K3100.0109	counter sunk screw DIN 7991-M5x12
12	K3100.0071	cheese head screw DIN 84-M4x6
13	K3200.0120	serrated washer Form A A 4,2
14	K3200.0104	hexagonal nut DIN 934-M8
15	K6450.0080	screwed cable gland M25 3x7 PVC
16	K6450.0078	screwed cable gland M20x1.5
17	K6450.0079	screwed cable gland M25x1.5
18	K6140.0001	rectifier B40/35-10
19	K6110.0042	transformer 220VA 380V-420V
	K6110.0043	transformer 280VA 380V-420V
	K6110.0044	transformer 280VA 220V-460V
	K6110.0045	transformer 340VA 220V-460V
20	F0630.0500	mounting rail TS35x7,5 L=95mm
21	F0630.0510	mounting rail TS35x7,5 L=200mm
22	F0630.0540	subplate switch cabinet right
23	K6210.0010	contactorLC1SK GC 200 24V/AC

Pos.	Article - No..	Designation
24	K3100.0131	counter sunk screw DIN 7991-M5x30
25	K6420.0521	fuse terminal 5x30mm
26	K6420.0538	end bracket 6mm breit
27	K6450.0099	PVC reduction M25-M16
28	K6450.0077	screwed cable gland M16x1.5
29	K6420.0530	AP 0,8mm WAGO
30	K6420.0526	terminal block
31	K6420.0522	AP 2,5 for fuse terminal
32	K6210.0057	contactor100-C16 KJ10
33	K6240.0025	cutout K20A
34	B9400.0100	control SPRAY
35	K6450.0083	hexagonal nut M16x1,5
36	K6420.0534	terminal block
37	K3200.0116	safety nut M6
38	K3200.0078	toothed lock washer A6,4
39	F9304.1930	foil 120x40
40	B0632.0012	contactor control VARIO 400V/5.5kW
	B0632.0011	contactor control VARIO 400V/5.5kW
41	K6420.0529	conductor earth terminal
42	K6450.0090	PVC reduction M25-M20
43	K6420.0572	terminal block 6mm ²
44	K6420.0557	terminal block 6mm ²
45	K6420.0556	terminal block 6mm ²
46	F2000.0510	distance tube Rd.12x17
47	K3100.0198	hexagonal head screw DIN933-M6x30
48	K6420.0558	AP 6mm ²

2.1.3 Subplate UL/CSA

Montageplatte rechts_UL-CSA



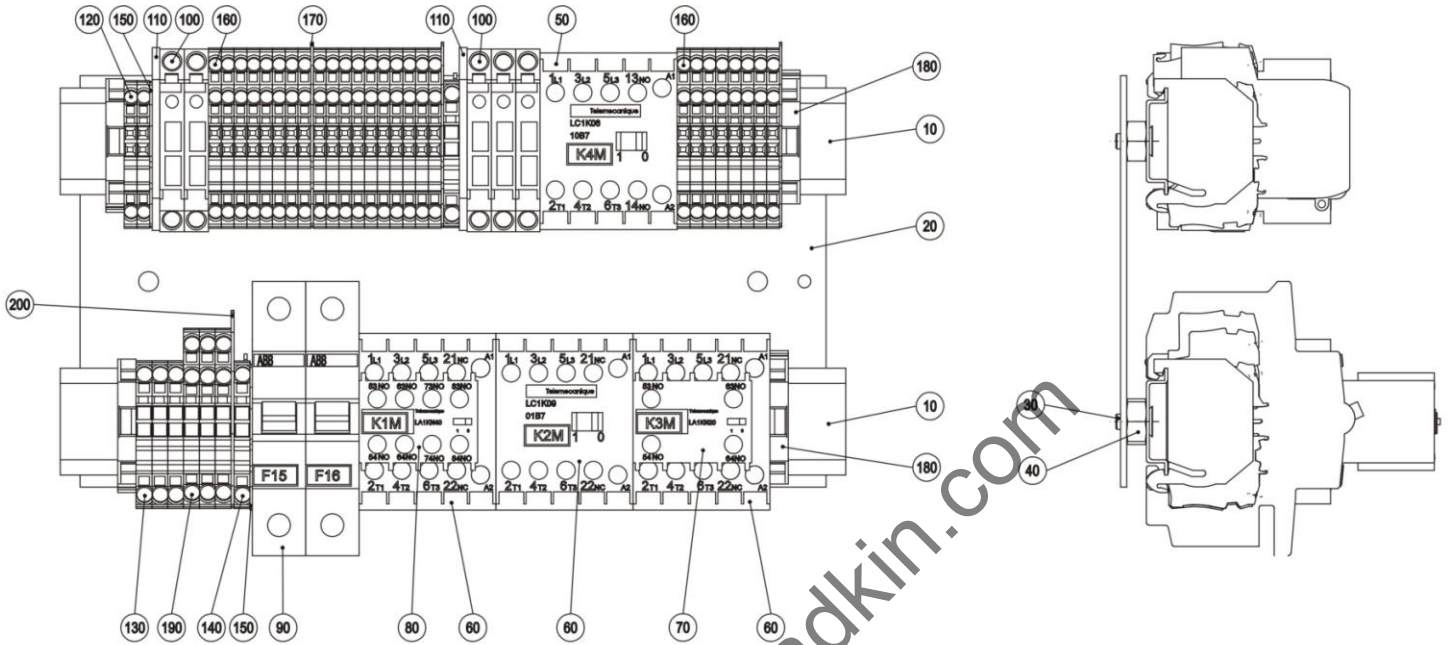
Switch cabinet saw motors

Pos.	Article - No..	Designation
1	K3100.0043	cheese head screw DIN 912-M6x16
2	K3200.0121	stop disc Iglidur GTM-0815-015
3	K3100.0109	counter sunk screw DIN 7991-M5x12
4	K3100.0071	cheese head screw DIN 84-M4x6
5	K3200.0120	serrated washer Form A A 4,2
6	K3200.0104	hexagonal nut DIN 934-M8
7	K6450.0080	screwed cable gland M25 3x7 PVC
8	K6450.0078	screwed cable gland M20x1.5
9	K6450.0085	hexagonal nut M25x1,5
10	K6450.0079	screwed cable gland M25x1.5
11	K6140.0001	rectifier B40/35-10
12	K6110.0044	transformer 280VA 220V-460V +/-20% 20V/18V/24V
	K6110.0045	transformer 340VA 220V-460V +/-20% 20V/18V/24V
	K6110.0046	transformer 280VA 575V +/-20V
13	F0630.0500	mounting rail TS35x7,5 L=95mm
14	F0630.0510	mounting rail TS35x7,5 L=200mm
15	F0630.0540	subplate switch cabinet right
16	K6210.0010	contactor LC1SK GC 200 24V/AC
17	K3100.0131	counter sunk screw DIN 7991-M5x30
18	K6420.0521	fuse terminal 5x30mm
19	K6420.0538	end bracket 6mm
20	K6450.0099	PVC reduction M25-M16
21	K6450.0077	screwed cable gland M16x1.5
22	K6420.0530	AP 0,8mm
23	K6420.0526	terminal block
24	K6420.0522	AP 2,5 for fuse terminal

Pos.	Article - No..	Designation
25	K6450.0083	hexagonal nut M16x1,5
26	K6420.0534	terminal block
27	K3200.0116	safety nut M6
28	K3200.0078	toothed lock washer A6,4
29	F9304.1930	foil 120x40
30	B0632.0014	contactor control UL 208-460V/7.5kW
	B0632.0016	contactor control UL 208-460V/7.5kW
	B0632.0018	contactor control CSA 575V/5.5-7.5kW
31	K6420.0529	conductor earth terminal
32	K6450.0090	PVC reduction M25-M20
33	K6540.0017	base Legrand 30x25
34	K6420.0541	conductor earth terminal 6mm ²
35	K6420.0557	terminal block 6mm ²
36	K6420.0556	terminal block 6mm ²
37	F2000.0510	distance tube Rd.12x17
38	K3100.0198	hexagonal head screw DIN933-M6x30
39	K6420.0558	AP 6mm ² WAGO
40	K3200.0018	hexagonal nut DIN 934-M6
41	F0630.0530	adapter
42	F3130.0590	bracket
43	F3130.0580	bracket
44	F2000.0530	cover brake modul
45	K6740.0015	brake
46	K6630.0018	distance bolt 6.3
47	F2000.0520	foil
48	K6450.0095	screwed cable gland MBF 12x1.5
49	K6450.0082	hexagonal nut M12x1,5

2.1.4 Contactor control 5,5-7,5 kW / 400V

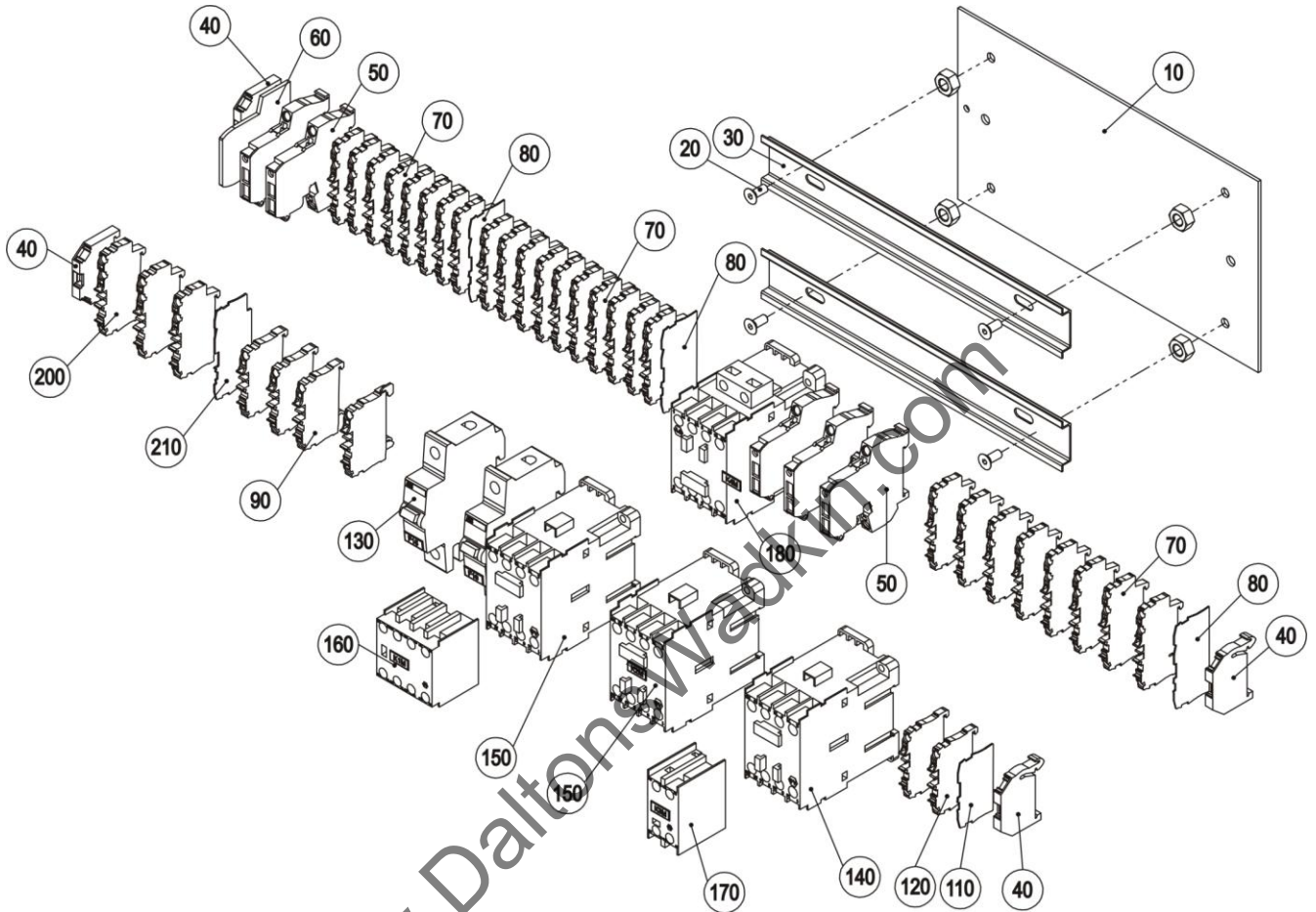
B0632.0004~0



Pos.	Article - No..	Designation
10	F0630.0680	mounting rail TS35x7,5
20	F9304.0910	subplate
30	K3100.0109	counter sunk screw DIN 7991-M5x12
40	K3200.0104	hexagonal nut DIN 934-M8
50	K6210.0101	conductor LC1K0610B7
60	K6210.0103	conductor LC1K0901B7
70	K6210.0104	auxiliary contactor LA1KN20
80	K6210.0106	auxiliary contactor LA1KN40
90	K6240.0026	cutout B16A
100	K6420.0521	fuse terminal 5x30mm
110	K6420.0522	AP 2,5 for fuse terminal
120	K6420.0526	terminal block
130	K6420.0528	2 conductor terminal
140	K6420.0529	conductor earth terminal
150	K6420.0530	AP 0,8mm
160	K6420.0534	terminal block
170	K6420.0535	AP 0,8mm
180	K6420.0538	end bracket 6mm breit
190	K6420.0551	terminal block
200	K6420.0553	AP 1,0mm

2.1.5 Contactor control 5,5 kW / 220V

B0632.0004~0

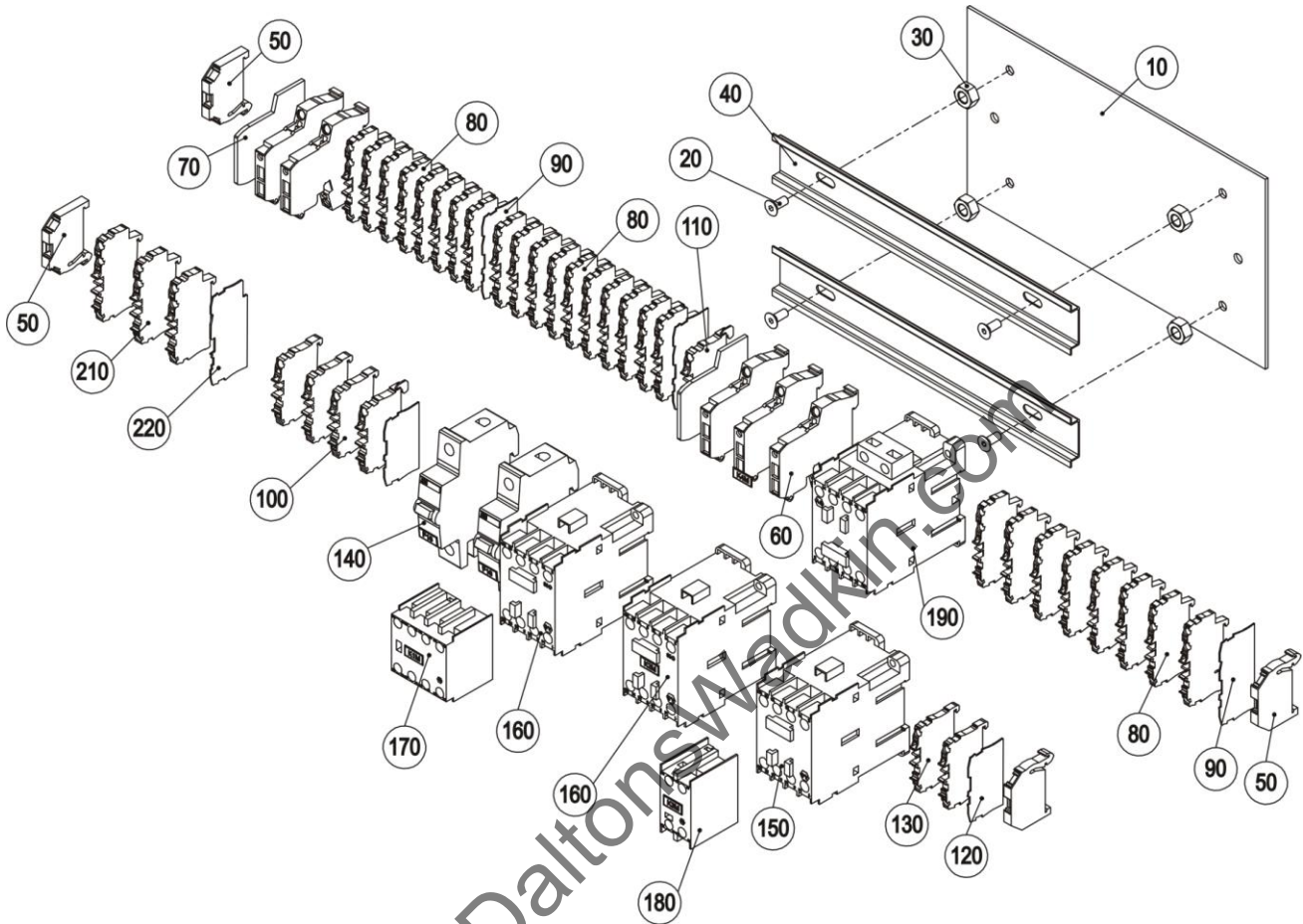


Pos.	Article - No..	Designation
10	F9304.0910	subplate
20	K3100.0109	counter sunk screw DIN 7991-M5x12
30	F9331.0510	mounting rail TS35x7,5x245mm
40	K6420.0538	end bracket 6mm breit
50	K6420.0521	fuse terminal 5x30mm
60	K6420.0522	AP 2,5 for fuse terminal
70	K6420.0534	terminal block
80	K6420.0535	AP 0,8mm
90	K6420.0528	2 conductor terminal
100	K6420.0529	conductor earth terminal
110	K6420.0530	AP 0,8mm

Pos.	Article - No..	Designation
120	K6420.0526	terminal block
130	K6240.0026	cutout B16A
140	K6210.0054	contactor100-C09 KJ 01
150	K6210.0056	contactor100-C12 KJ 01
160	K6210.0063	auxiliary contactor 100-FA40
170	K6210.0061	auxiliary contactor 100-FA20
180	K6210.0053	contactor100-C09 KJ 10
190	K6430.0039	PECWMS-915B Panduit
200	K6420.0551	terminal block
210	K6420.0553	AP 1,0mm

2.1.6 Contactor control 7,5 kW / 220V or 11 kW / 400V

B0632.0010~0

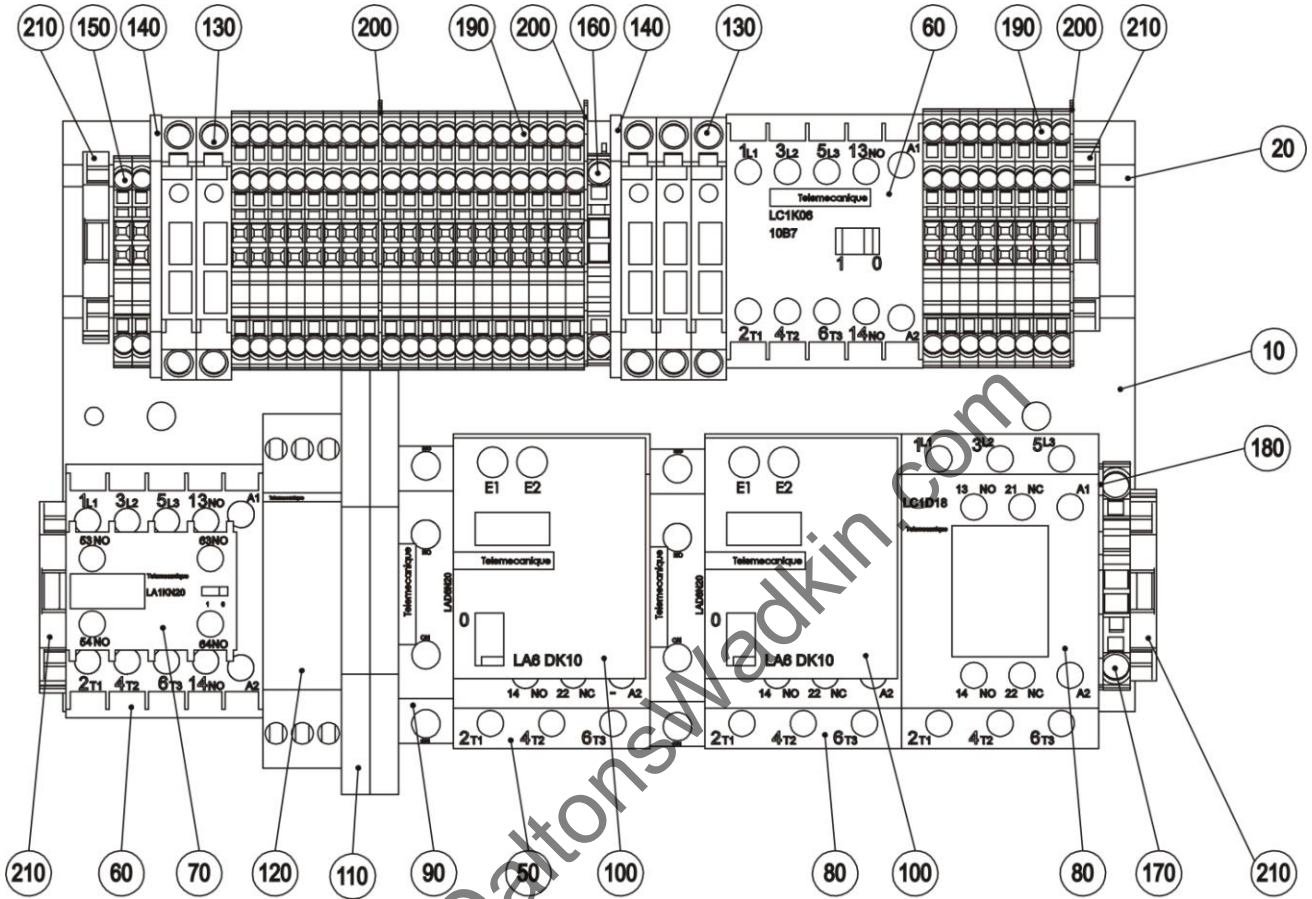


Pos.	Article - No..	Designation
10	F9304.0910	subplate
20	K3100.0109	counter sunk screw DIN 7991-M5x12
30	K3200.0104	hexagonal nut DIN 934-M8
40	F9331.0510	mounting rail TS35x7,5x245mm
50	K6420.0538	end bracket 6mm
60	K6420.0521	fuse terminal 5x30mm
70	K6420.0522	AP 2,5
80	K6420.0534	terminal block
90	K6420.0535	AP 0,8mm
100	K6420.0528	2 conductor terminal
110	K6420.0529	conductor earth terminal

Pos.	Article - No..	Designation
120	K6420.0530	AP 0,8mm
130	K6420.0526	terminal block
140	K6240.0026	cutout B16A
150	K6210.0056	contactor100-C12 KJ 01
160	K6210.0058	contactor100-C23 KJ 10
170	K6210.0063	auxiliary contactor 100-FA40
180	K6210.0061	auxiliary contactor 100-FA20
190	K6210.0053	contactor100-C09 KJ 10
200	K6430.0039	PECWMS-915B
210	K6420.0551	terminal block
220	K6420.0553	AP 1,0mm

2.1.7 Contactor control VARIO

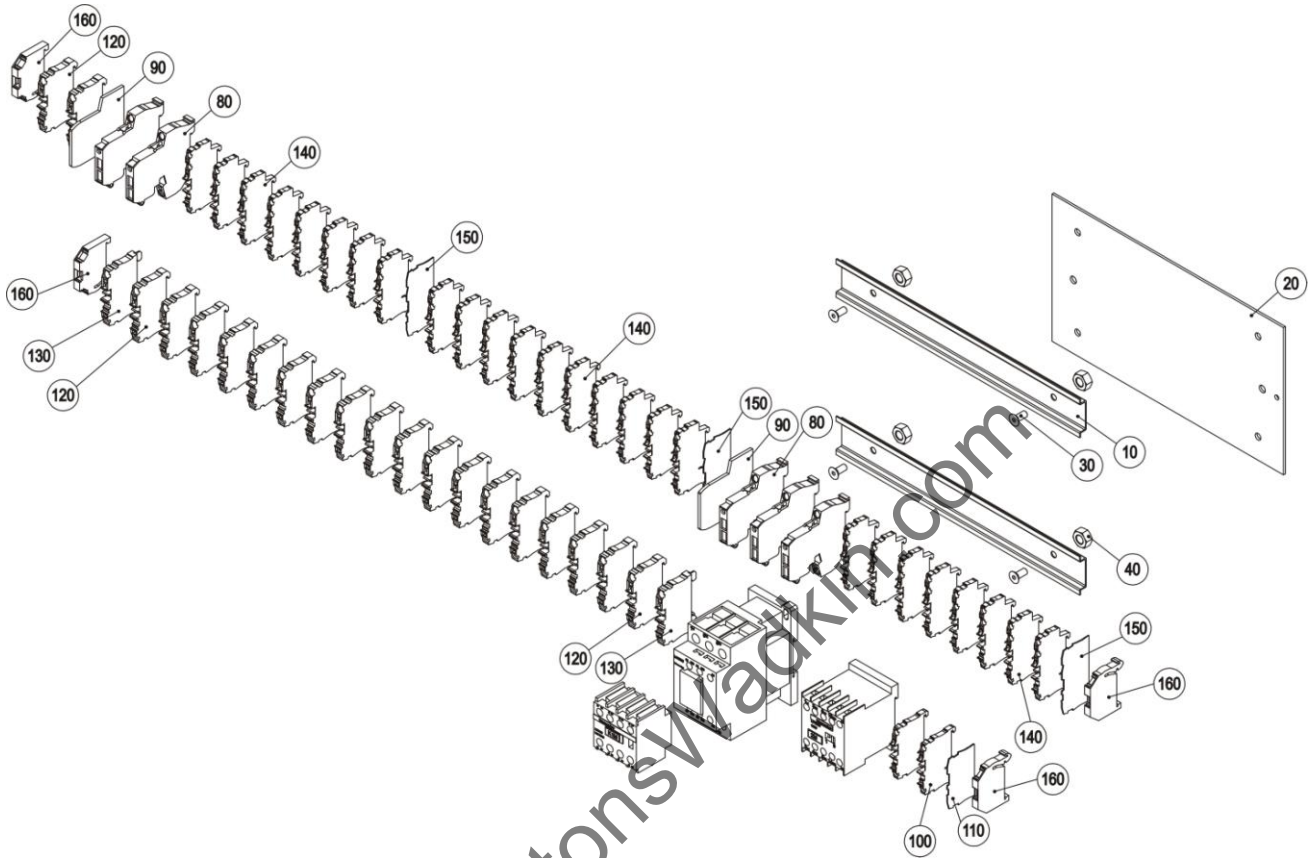
B0632.0012~-b



Pos.	Article - No..	Designation
10	F9304.0910	subplate
20	F9331.0510	mounting rail TS35x7,5x245mm
30	K3100.0109	counter sunk screw DIN 7991-M5x12
40	K3200.0104	hexagonal nut DIN 934-M8
50	K6210.0081	contactor LC1D09BL 24VDC
60	K6210.0101	contactor LC1K0610B7
70	K6210.0104	auxiliary contactor LA1KN20
80	K6210.0122	contactor LC1D18B7
90	K6210.0129	auxiliary contactor LAD8N11
100	K6210.0130	mechanische Verklingung LAD6K10
110	K6210.0137	relay G2RV-SL500 24V DC OMRON
120	K6220.0016	time relay RE11RCMU
130	K6420.0521	fuse terminal 5x30
140	K6420.0522	AP 2,5 for fuse terminal
150	K6420.0526	terminal block
160	K6420.0529	conductor earth terminal
170	K6420.0532	conductor earth terminal 0,5-4mm ²
180	K6420.0533	AP 1,0mm
190	K6420.0534	terminal block
200	K6420.0535	AP 0,8mm
210	K6420.0538	end bracket 6mm

2.1.8 Contactor control 5,5 kW / 208-440V

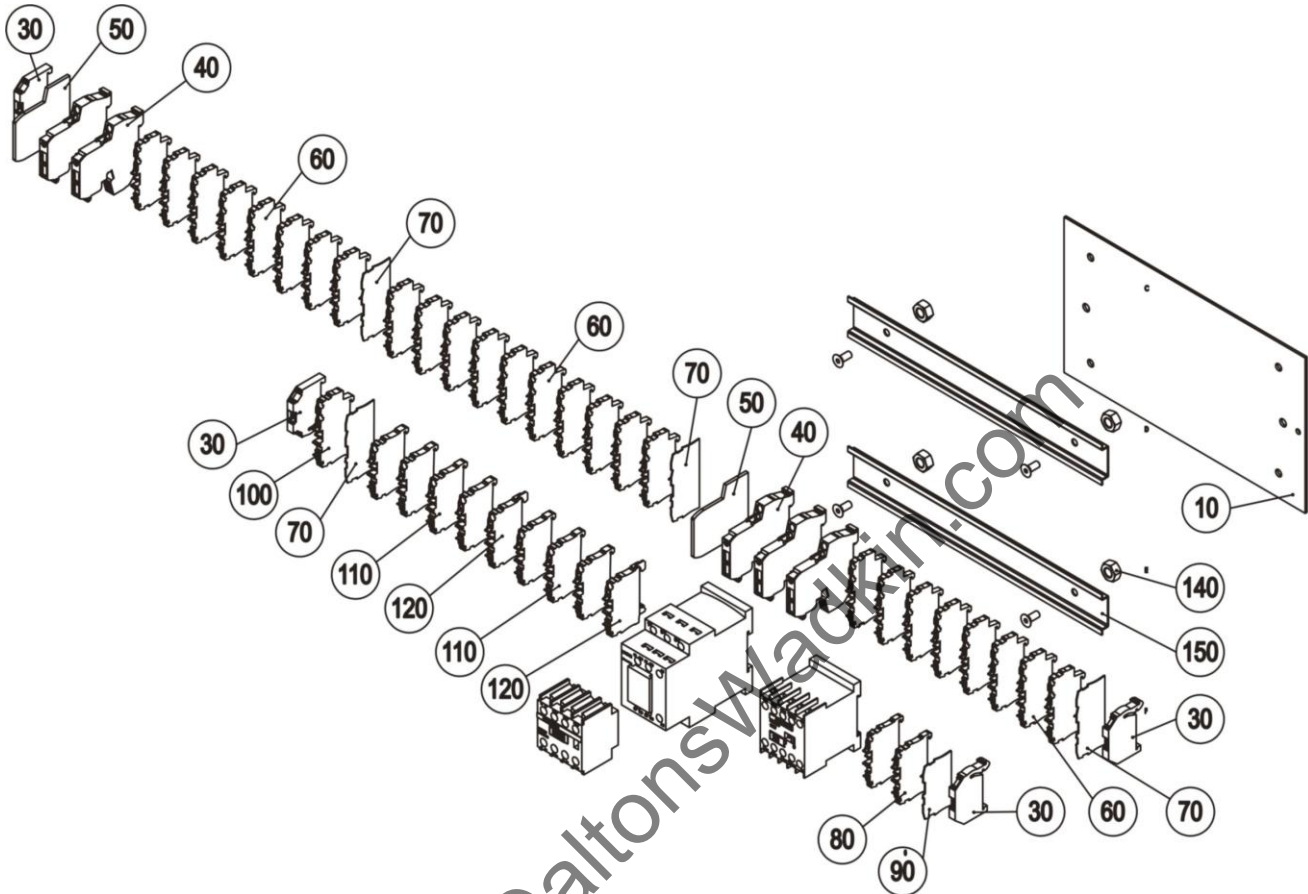
B0632.0014~-a



Pos.	Article - No..	Designation
10	F0630.0680	mounting rail TS35x7,5
20	F9304.0910	subplate
30	K3100.0109	counter sunk screw DIN 7991-M5x12
40	K3200.0104	hexagonal nut DIN 934-M8
50	K6210.0101	contactor LC1K0610B7
60	K6210.0123	contactor LC1D25B7
70	K6210.0128	auxiliary contactor LADN40
80	K6420.0521	fuse terminal 5x30mm
90	K6420.0522	AP 2,5
100	K6420.0526	terminal block
110	K6420.0530	AP 0,8mm
120	K6420.0531	terminal block
130	K6420.0532	2-earth conductor terminal
140	K6420.0534	terminal block
150	K6420.0535	AP 0,8mm
160	K6420.0538	end bracket 6mm

2.1.9 Contactor control 7,5 kW / 208-440V

B0632.0018~-a

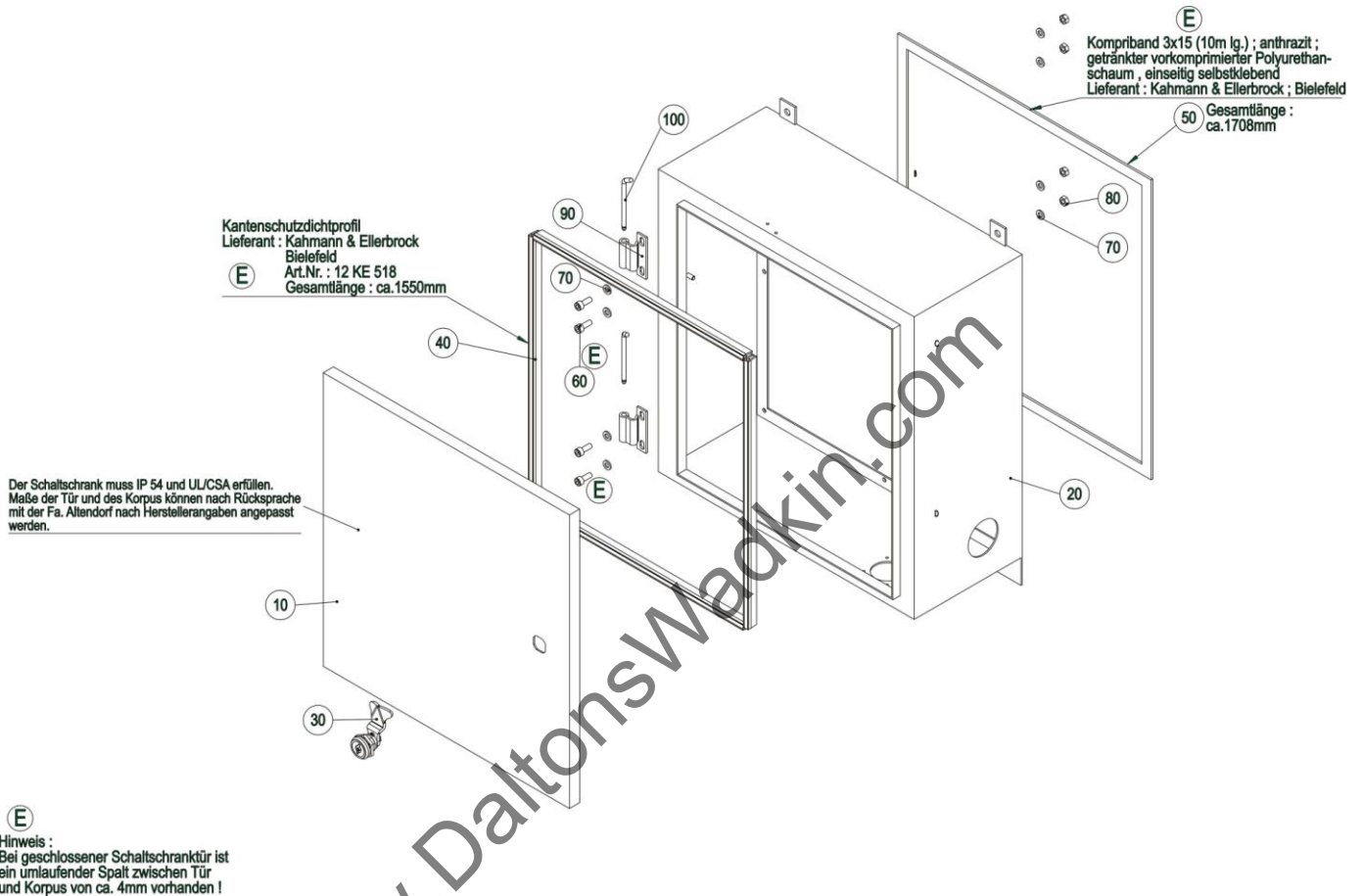


Pos.	Article - No..	Designation
10	F9304.0910	subplate
20	K3100.0109	counter sunk screw DIN 7991-M5x12
30	K6420.0538	end bracket 6mm
40	K6420.0521	fuse terminal 5x30mm
50	K6420.0522	AP 2,5 for fuse terminal
60	K6420.0534	terminal block
70	K6420.0535	AP 0,8mm
80	K6420.0526	terminal block
90	K6420.0530	AP 0,8mm
100	K6420.0551	terminal block
110	K6420.0528	2 conductor terminal
120	K6420.0529	conductor earth terminal
130	K6210.0128	auxiliary contactor LADN40
140	K3200.0104	hexagonal nut DIN 934-M8
150	F0630.0680	mounting rail TS35x7,5
160	K6210.0101	contactorLC1K0610B7
170	K6210.0121	contactorLC1D12B7

2.2 Switch cabinet axle drive

2.2.1 Switch cabinet left, P-Terminal

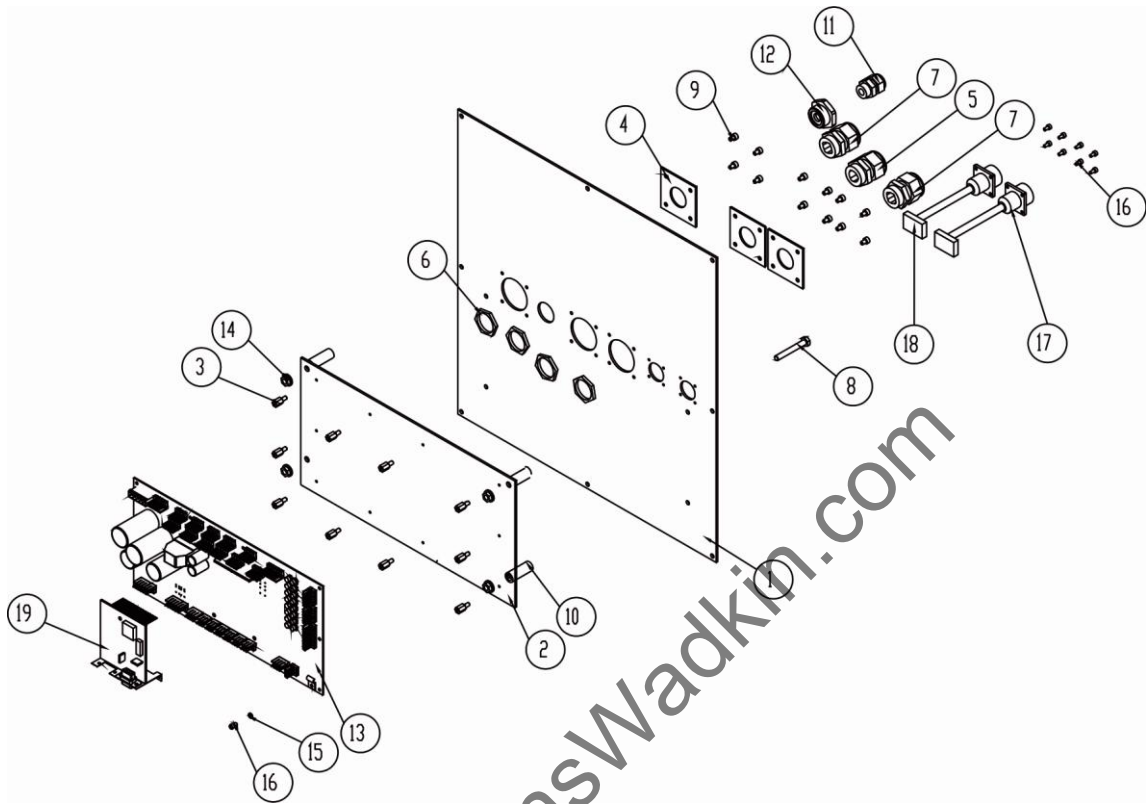
B0630.0221-e



Pos.	Article-No.	Benennung
10	B0630.0200	switch cabinet door left Mod. 2006
20	B0630.0222	switch cabinet left Mod. 2006
30	B0630.0300	fastzener DIRAK 900-0002.00-00000
40	F0630.1210	edge guard sealing profile
50	F0630.1230	seal 3x15
60	K3100.0043	cheese head screw DIN 912-M6x16
70	K3200.0001	washer DIN 125-A6,4
80	K3200.0018	hexagonal nut DIN 934-M6
90	K3700.0334	hinge
100	K3700.0335	splint

2.2.2 Subplate

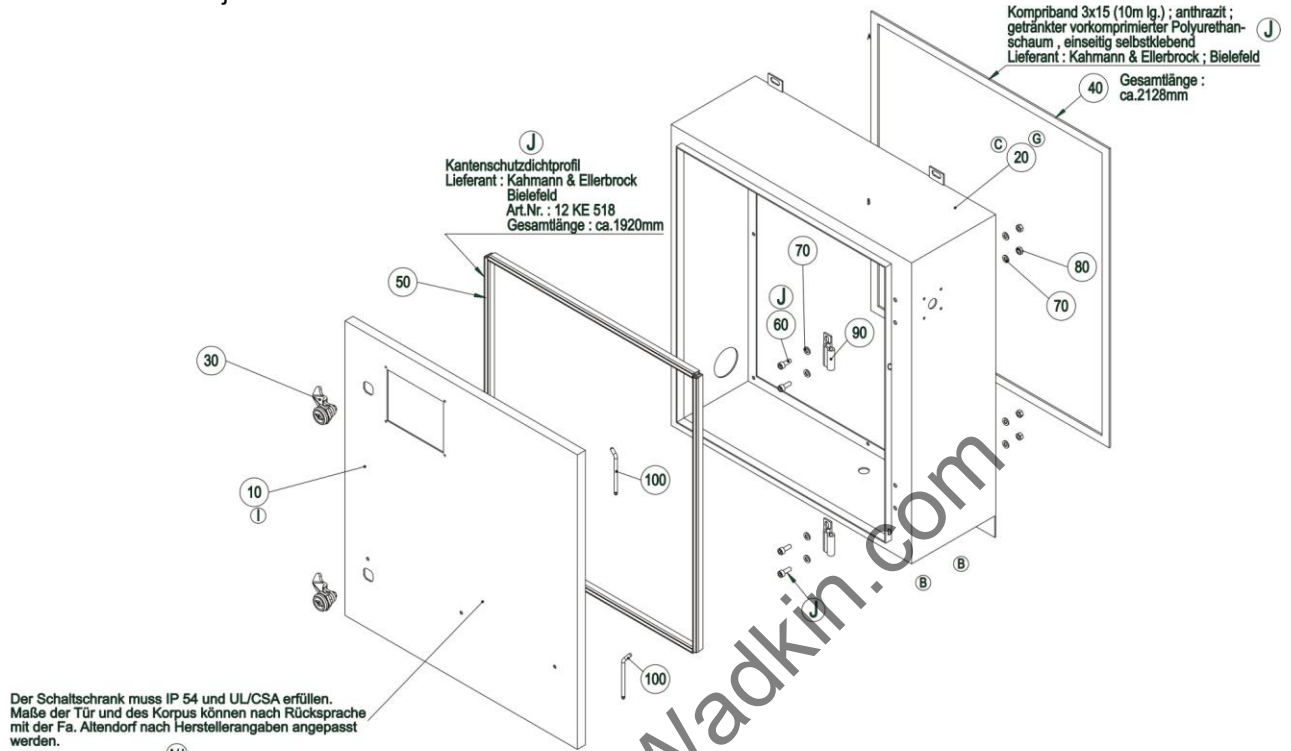
Montageplatte links



Pos.	Article - No.	Designation
1	F0630.0570	subplate switch cabinet left
2	F0630.0580	plate backplane Mod. 2006
3	K6540.0015	distance bolt AM310/5,5
4	F0630.0590	subplate
5	K6450.0080	screwed cable gland M25 3x7 PVC
	F0630.0590	subplate
	K6450.0099	PVC reduction M25-M16
	K6450.0077	screwed cable gland M16x1.5
6	K6450.0085	hexagonal nut M25x1,5
7	K6450.0081	screwed cable gland M25 4x6 PVC
8	K3100.0019	hexagonal head screw M6x45 DIN933
9	K3100.0278	cheese head screw M4x6
10	F9205.0530	distance tube Rd.12x32
11	K6450.0077	screwed cable gland M16x1.5
12	K6450.0099	PVC reduction M25-M16
13	K6720.0144	backplane AK2006
14	K3200.0116	safety nut M6
15	K3200.0166	spring ring B3
16	K3100.0264	cheese head screw M3x6
17	B0633.0500	wire 28VDC BP-S.-Schr. L AK-L
18	B0633.0510	Can Bus-wire BP-S.-Schr. L AK-L
19	K6720.0076	Sub-Print for RS485

2.2.3 Switch cabinet right

B0630.0120-j

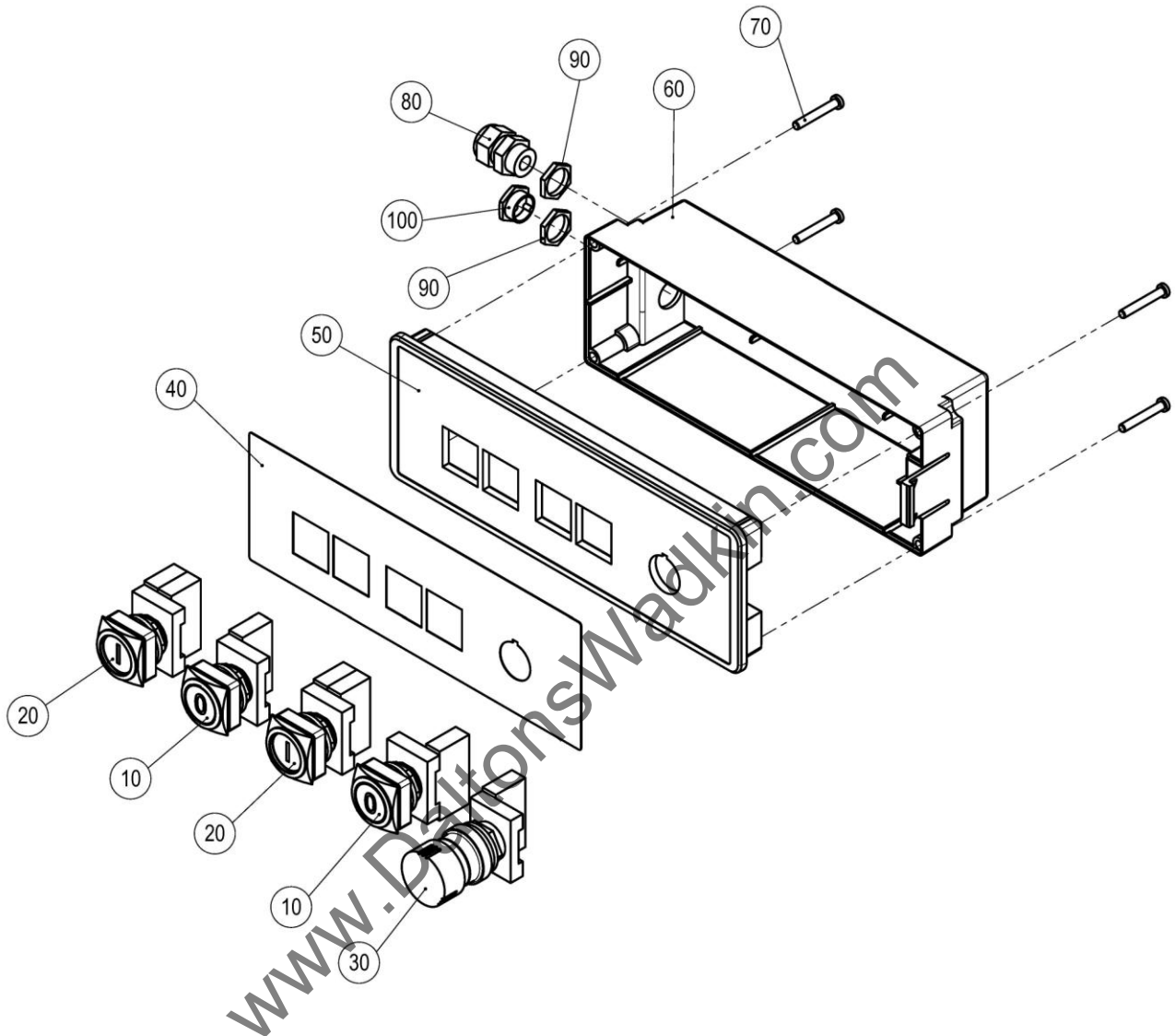


J
Hinweis :
Bei geschlossener Schaltschranktür ist
ein umlaufender Spalt zwischen Tür
und Korpus von ca. 4mm vorhanden !

Pos.	Article-No.	Designation
10	B0630.0100	switch cabinet door right Mod. 2006
20	B0630.0110	switch cabinet right Mod. 2006
30	B0630.0300	fastzener DIRAK 900-0002.00-00000
40	F0630.1180	seal 3x15
50	F0630.1190	edge guard sealing profile
60	K3100.0043	cheese head screw DIN 912-M6x16
70	K3200.0001	washer DIN 125-A6,4
80	K3200.0018	hexagonal nut DIN 934-M6
90	K3700.0334	hinge
100	K3700.0335	splint

2.3 Operating device

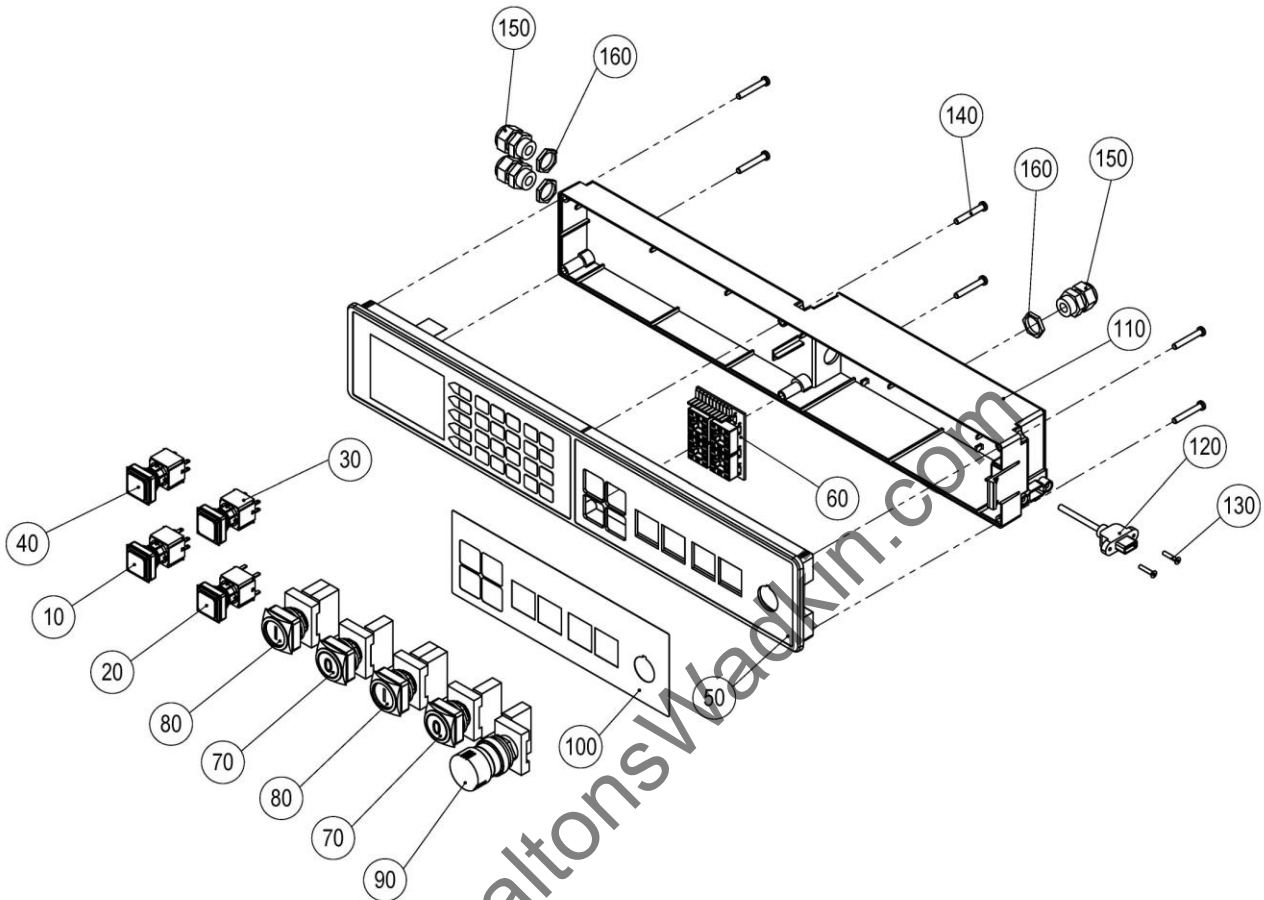
B0605.0010~-a



Pos.	Article - No.	Designation
10	B0630.0600	OFF-button F45 sliding table KPL.
20	B0630.0610	ON-button with control lamp sliding table KPL.
30	B0831.0630	Emergency-stop- button
40	F0604.0520	foil C-Terminal BDU Md. 2010
50	F0605.0530	top cover
60	F0605.0540	cabinet
70	K3100.0805	screw WN5452-45x30
80	K6450.0077	screwed cable gland M16x1.5
90	K6450.0083	hexagonal nut M16x1,5
100	K6450.0103	locking screw PVC M16

2.4 C-Terminal machine frame

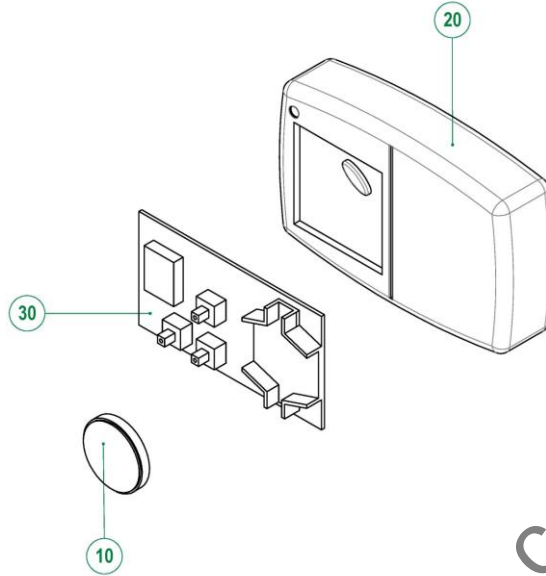
B0605.0202~-a



Pos.	Article - No.	Designation
10	B0399.0126	Start button with lamp
20	B0399.0127	Stop button
30	B0399.0128	+ button
40	B0399.0129	- button
50	B0605.0003	C-Terminal / EPIS MD.2010
60	B0605.0090	printed board Start/Stop +/- C-Terminal
70	B0630.0600	OFF-button F45 sliding table KPL.
80	B0630.0610	ON-button with control lamp F45 sliding table KPL.
90	B0831.0630	EMERGENCY-STOP- button
100	F0604.0521	foil C-Terminal BDU Md. 2010
110	F0605.0511	housing C-Terminal BDU Md. 2010
120	F6410.0510	USB-wire C-Terminal F45 Mod. 2006
130	K3100.0397	counter sunk screw M3x16
140	K3100.0805	screw WN5452-45x30
150	K6450.0077	screwed cable gland M16x1.5
160	K6450.0083	hexagonal nut M16x1,5

2.5 Remote control

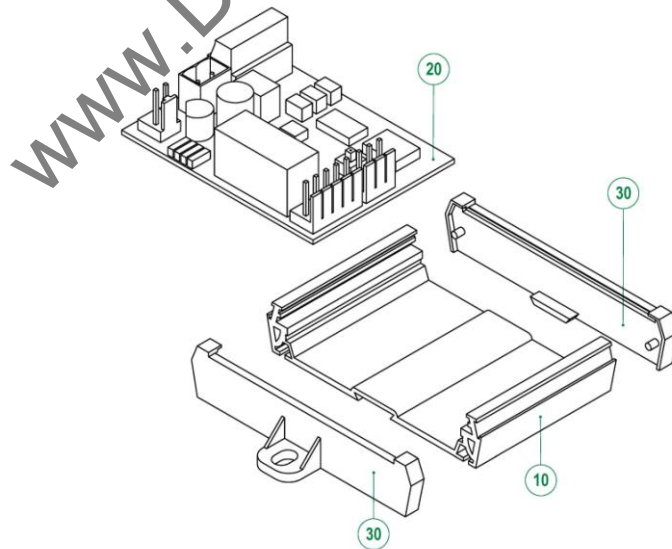
B0635.0010



Pos.	Article - No..	Designation
10	K6130.0007	coin cell CR2032
20	K6730.0104	housing
30	K6730.0107	remote control with 3-buttons 2,4GHZ

2.6 Receiver

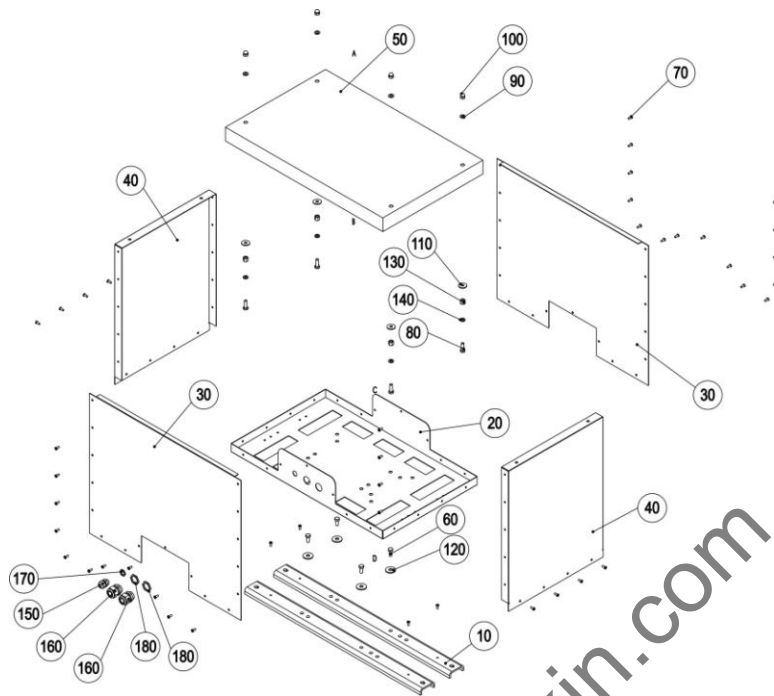
B0635.0020



Pos.	Article - No..	Designation
10	F0635.0510	profile
20	K6730.0108	receiver base plate 2,4GHZ (Platine)
30	K6420.0389	end plate AP1/D

2.7 Transformer housing

B0630.0320~0

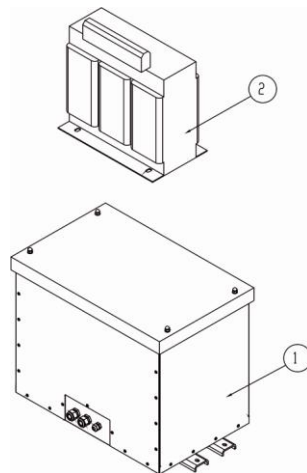


Pos.	Article - No.	Designation
10	B0630.0325	mounting rail
20	F0630.0321	bottom part
30	F0630.0322	side frame
40	F0630.0323	side frame
50	F0630.0324	cover
60	K3100.0008	hexagonal head screw DIN 933-M8x20
70	K3100.0064	blind rivet 4,8x12
80	K3100.0155	hexagonal head screw DIN 933-M8x25
90	K3200.0005	washer DIN 125-A8,4

Pos.	Article - No.	Designation
100	K3200.0020	cap nut DIN 1587-M8
110	K3200.0061	washer DIN9021 A8,4
120	K3200.0068	washer DIN 9021-A10,5
130	K3200.0076	hexagonal nut DIN6330 - M8
140	K3200.0091	screwed cable gland M16x1.5
150	K6450.0077	screwed cable gland M25x1.5
160	K6450.0079	hexagonal nut M16x1,5
170	K6450.0083	hexagonal nut M25x1,5
180	K6450.0085	washer DIN9021 A8,4

2.7.1 Transformer

B0630.0324

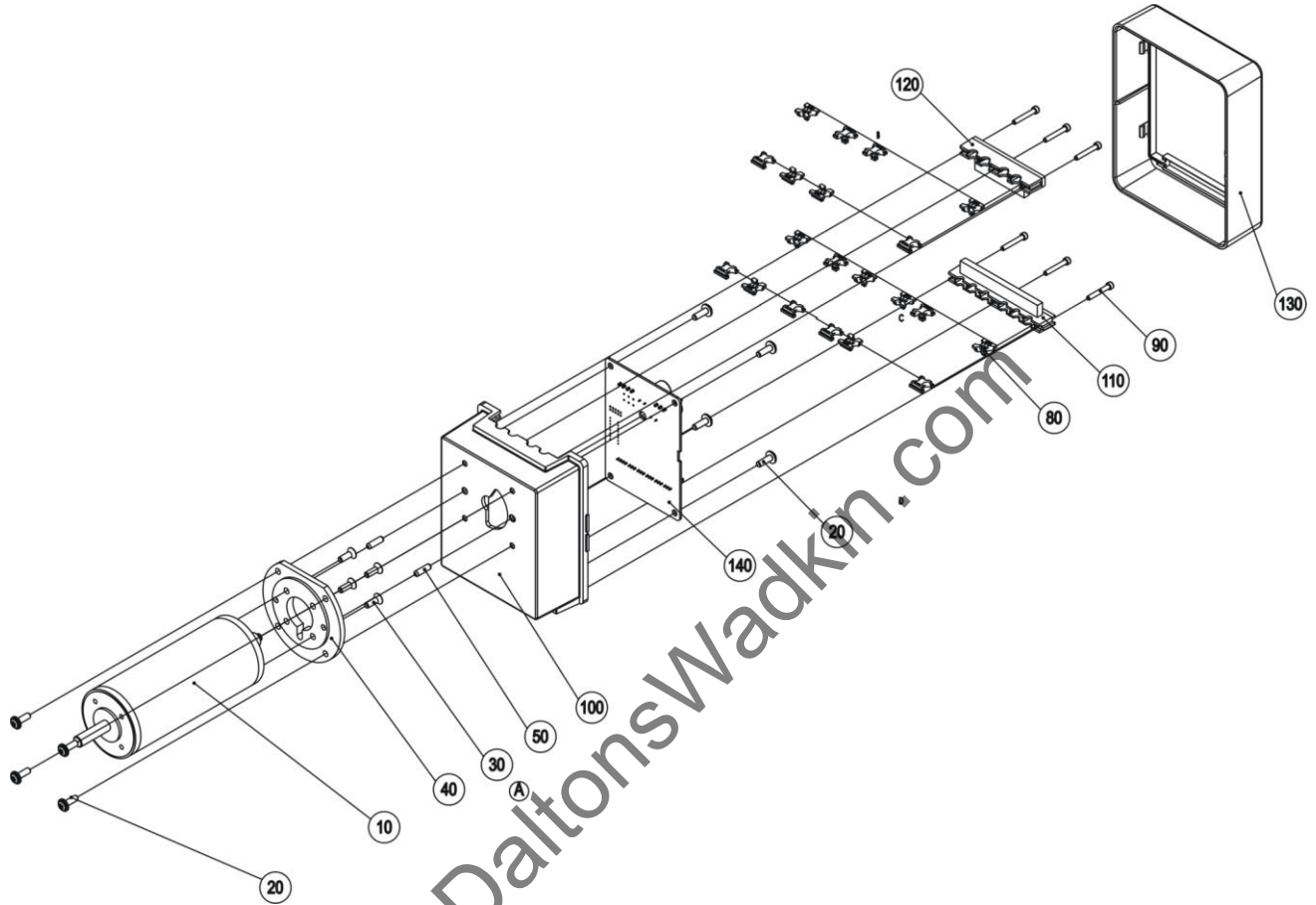


Pos.	Article - No..	Designation
1	B0630.0320	housing
2	K6110.0050	isolating transformer 13,9kVA 560-595V VARIO

2.8 Axis heads

2.8.1 Rise/fall and tilt

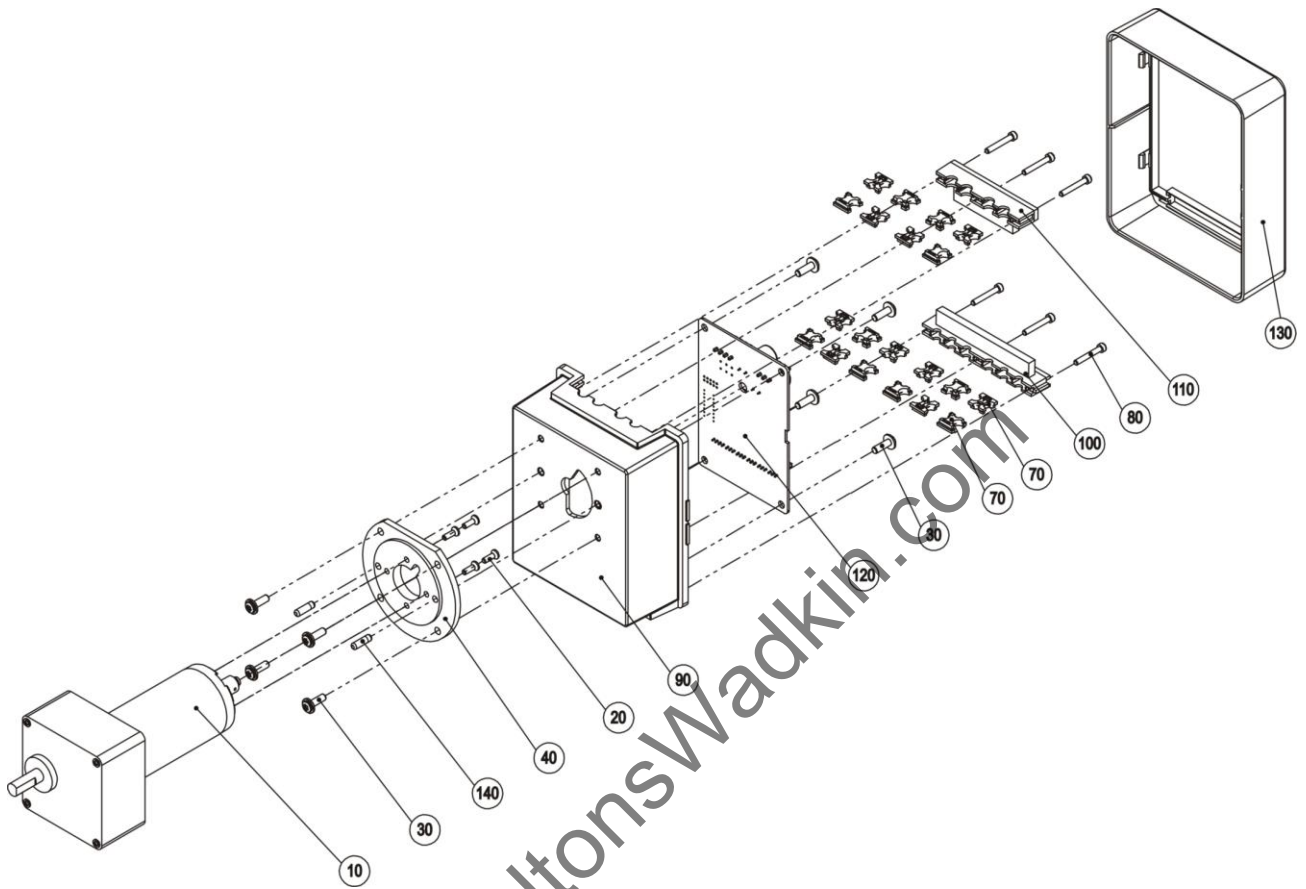
B0631.0100_-a



Pos.	Article - No..	Designation
10	K6120.0166	motor BCI52.60 12V
20	K3100.0804	screw WN5451 40x12
30	K3100.0122	screw M4x12 DIN 751
40	F0602.0560	adapter
50	K3100.0867	Parallel pin DIN 7 4m6 x12
60	K6420.0515	connector CEH156 F 18-02
70	K6420.0519	cap SCC156F-2-C
80	F0607.0770	clip
90	K3100.0806	screw WN5452 30x20
100	F0607.0650	lower casing
110	F0607.0670	terminal block
120	F0607.0660	terminal block
130	F0607.0640	upper casing
140	K6720.0120	electronic

2.8.2 Scorer width

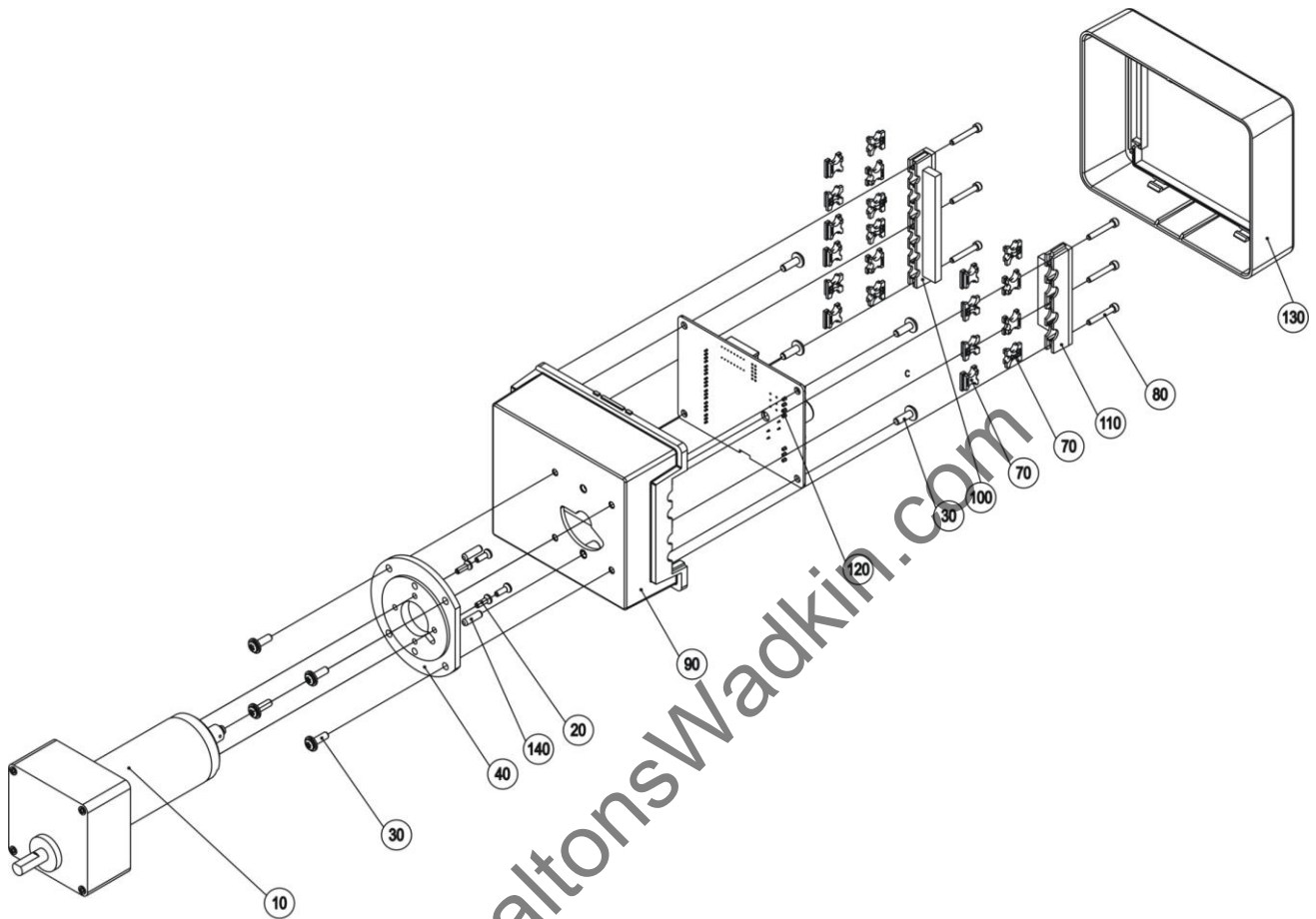
B0631.0110~0



Pos.	Article - No..	Designation
10	K6120.0163	motor BGI42.40-12V
20	K3100.0810	counter sunk screw DIN 7500 M3x10
30	K3100.0804	screw WN5451 40x12
40	F0607.0680	adapter 42er Papst Motor
50	K6420.0515	connector CEH156 F 18-02
60	K6420.0519	cap
70	F0607.0770	clip
80	K3100.0806	screw WN5452 30x20
90	F0607.0650	lower casing
100	F0607.0670	terminal block
110	F0607.0660	terminal block
120	K6720.0120	electronic
130	F0607.0640	upper casing
140	K3100.0867	parallel pin DIN 7 4m6 x12

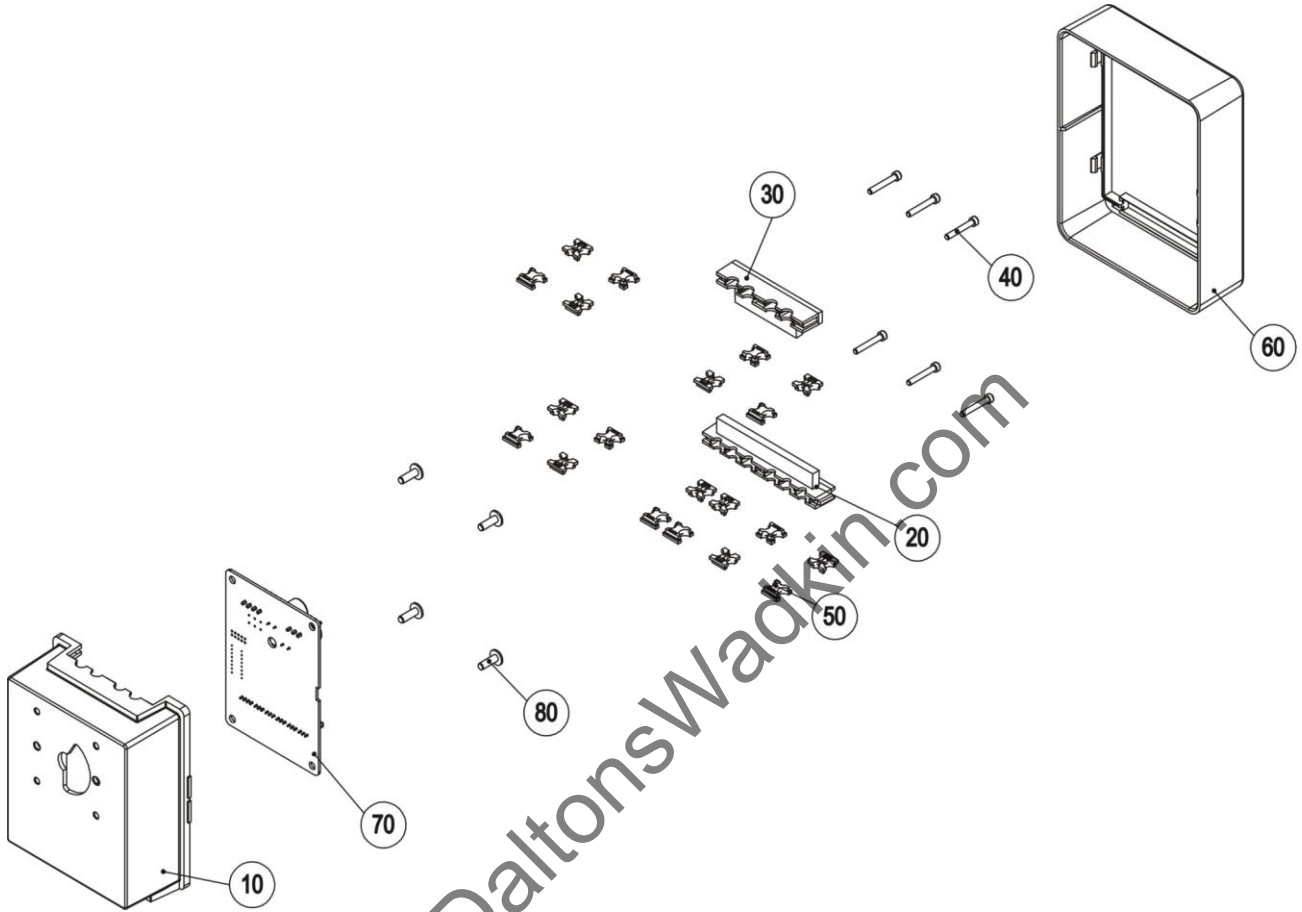
2.8.3 Scorer rise/fall and lateral

B0631.0120_0



Pos.	Article - No..	Designation
10	K6120.0164	motor BCM2.40 12V
20	K3100.0810	counter sunk screw DIN 7500 M3x10
30	K3100.0804	screw WN5451 40x12
40	F0607.0680	adapter 42er Papst Motor
50	K6420.0515	connector CEH156 F 18-02
60	K6420.0519	cap
70	F0607.0770	clip
80	K3100.0806	screw WN5452 30x20
90	F0607.0650	lower casing
100	F0607.0670	terminal block
110	F0607.0660	terminal block
120	K6720.0120	electronic
130	F0607.0640	upper casing
140	K3100.0867	parallel pin DIN 7 4m6 x12

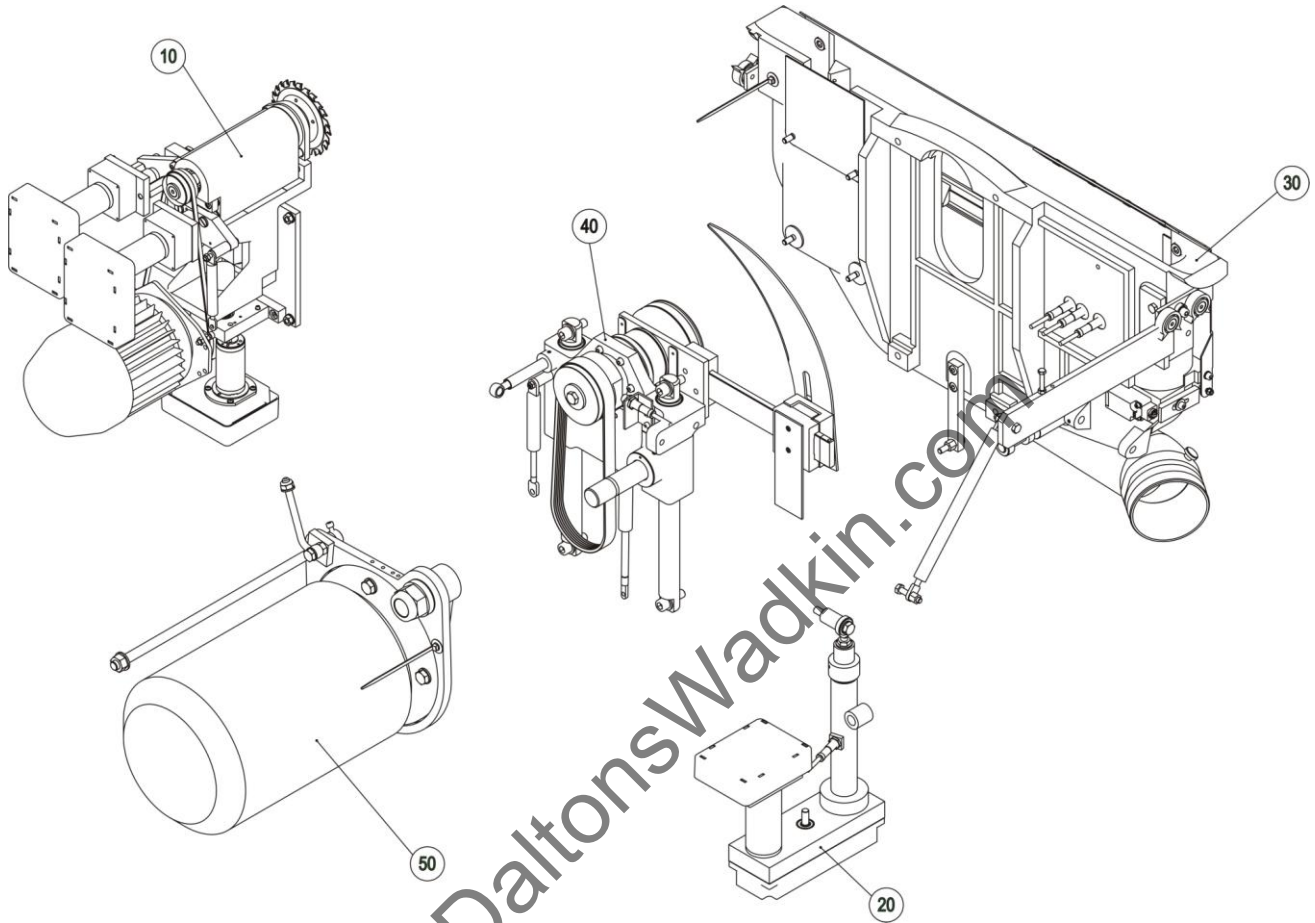
2.8.4 Without motor
B0631.0130~0



Pos.	Article - No..	Designation
10	F0607.0650	lower casing
20	F0607.0670	terminal block
30	F0607.0660	terminal block
40	K3100.0806	screw WN5452 30x20
50	F0607.0770	clip
60	F0607.0640	upper casing
70	K6720.0120	electronic
80	K3100.0804	screw WN5451 40x12

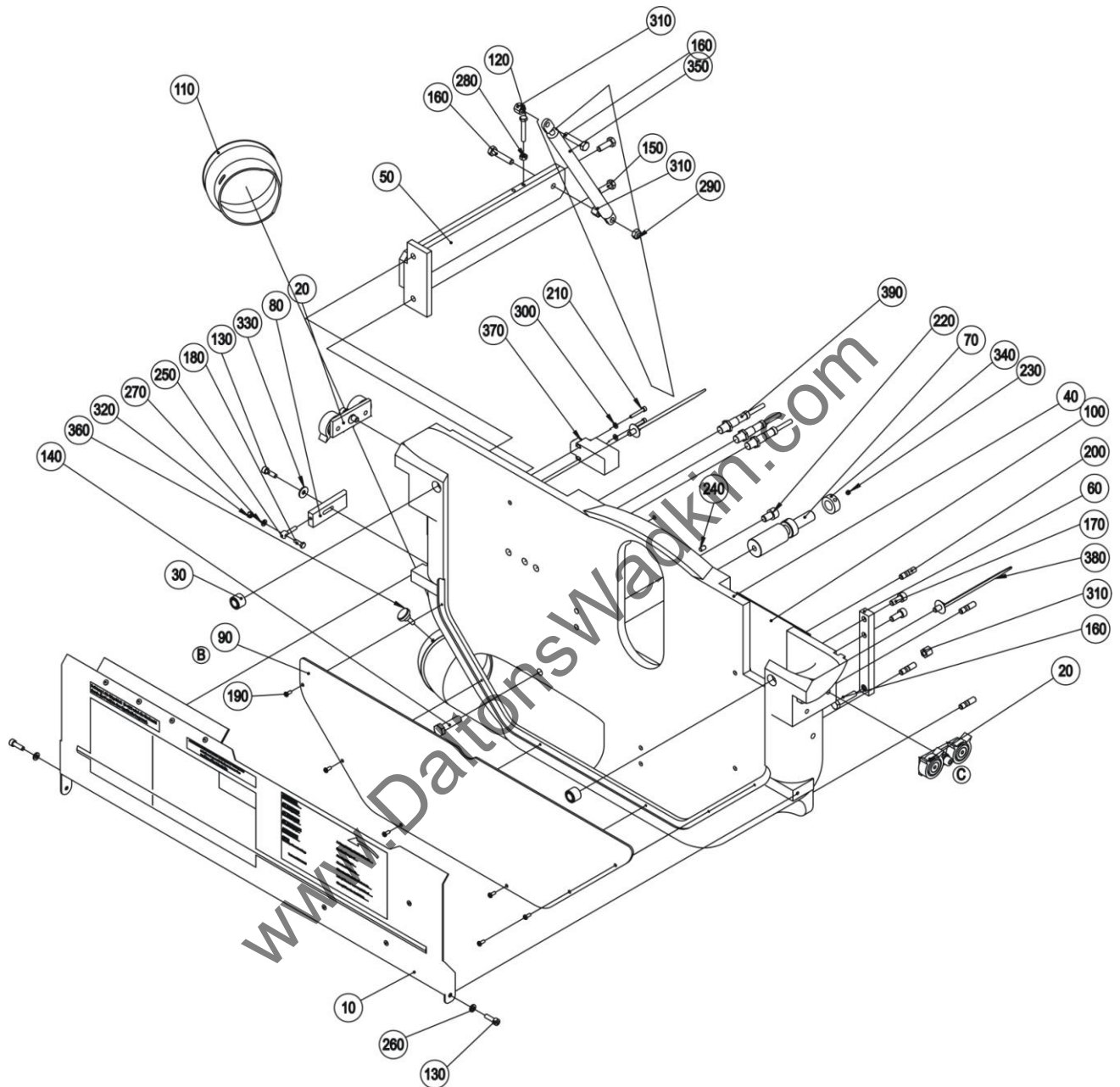
3 Saw unit

B0680.0003



Pos.	Article - No..	Designation
10	B0607.0001	3-axis scoring unit
20	B0611.0002	3-axis scoring unit hub=175mm
30	B0680.0012	chip channel
40	B0680.0025	saw shaft-
50	B0680.0074	drive-F45

3.1 Chip channel
B0680.0012_-e

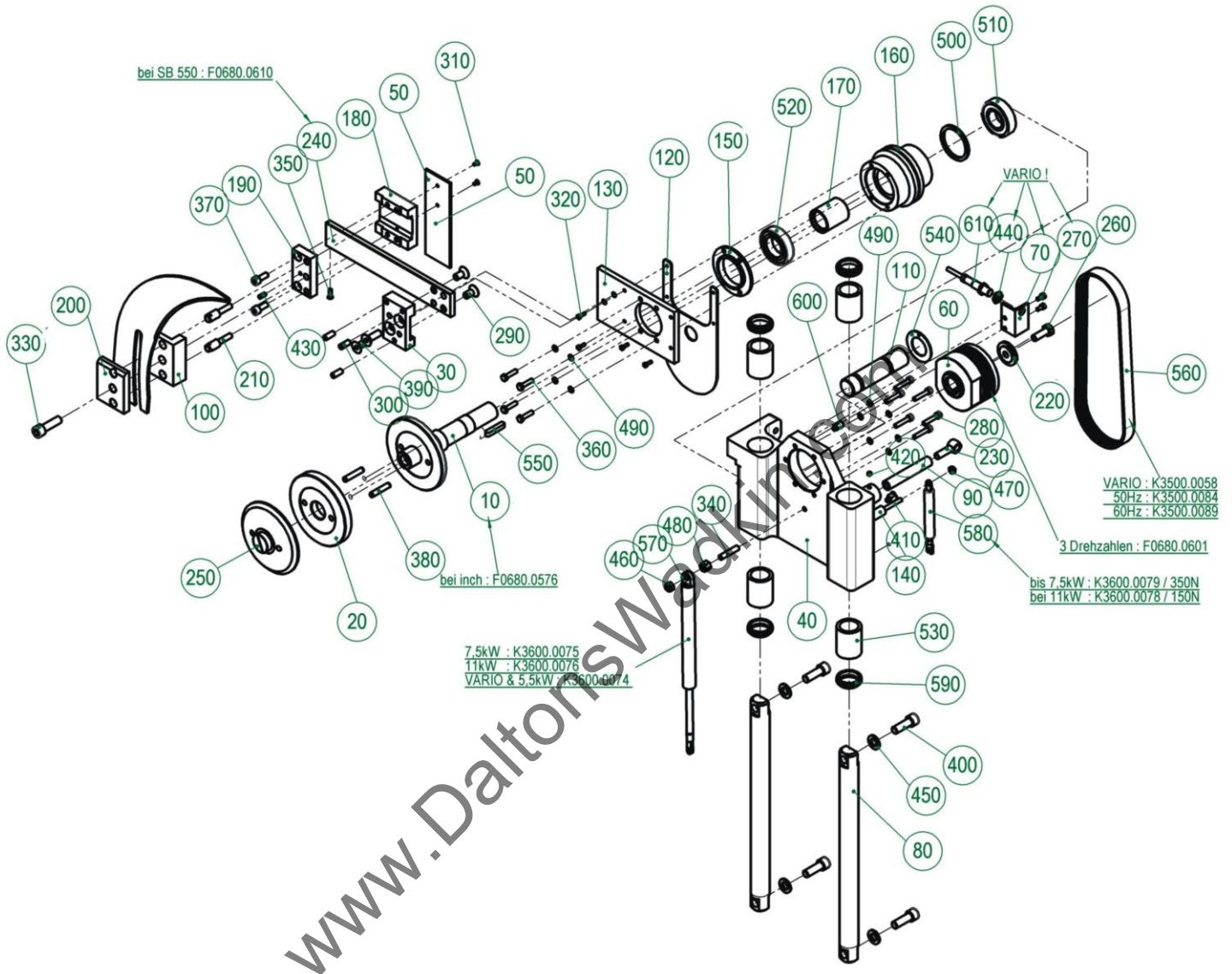


Pos.	Article - No.	Designation
10	B0680.0081	cover plate -(AKE clamping system) -
20	B0680.0110	pressure roller with rocke, left
30	B9017.0100	magnet
40	F0680.0502	chip channel
50	F0680.0510	top holder for tilt adjustment
60	F0680.0531	holder for height adjustment
70	F0680.0540	bolt for heigth adjustment
80	F0680.0690	pressure plate
90	F0680.0741	cover plate
100	F0680.0960	cover plae without scoring unit

Chip channel

Pos.	Article - No.	Designation
110	F0680.1190	stud
120	K3100.0035	hexagonal head screw DIN 933-M6x40
130	K3100.0077	cheese head screw DIN 912-M6x20
140	K3100.0147	hexagonal head screw DIN 933-M10x40
150	K3100.0155	hexagonal head screw DIN 933-M8x25
160	K3100.0229	hexagonal head screw DIN933 M8x40
170	K3100.0234	cheese head screw DIN 912-M8x20
180	K3100.0267	hexagonal head screw DIN 933-M5x16
190	K3100.0352	oval head screw DIN 7380-M4x10
200	K3100.0466	set screw DIN 939-M8x20
210	K3100.0661	cheese head screw DIN912-M4x28
220	K3100.0729	cheese head screw DIN 912 M10x16
230	K3100.0756	hexagon socket set screw DIN 914-M6x6
240	K3100.0765	hexagon socket set screw DIN 551-M6x10
250	K3100.0808	eye bolt M5x25 DIN444
260	K3200.0001	washer DIN 125-A6,4
270	K3200.0015	washer DIN 125-A5,3
280	K3200.0018	hexagonal nut DIN 934-M6
290	K3200.0022	self locking nut DIN 985-M8
300	K3200.0027	washer DIN 125-A4,3
310	K3200.0076	hexagonal nut DIN6330 - M8
320	K3200.0105	self locking nut DIN985-M5
330	K3200.0108	washer DIN 9021-A6,4
340	K3200.0231	set collar DIN 705-A16,2
350	K3600.0021	gas spring 200Hub-600N-588585
360	K3700.0251	knurled screw M6x12
370	K6330.0027	end switch I88 U1Z RIWK 90°
380	K6450.0115	cable clip REL30SDP6
390	K6730.0079	Sensor openinging contact KIB-M12 PG/002-KL

3.2 Saw shaft main saw B0680.0025~f



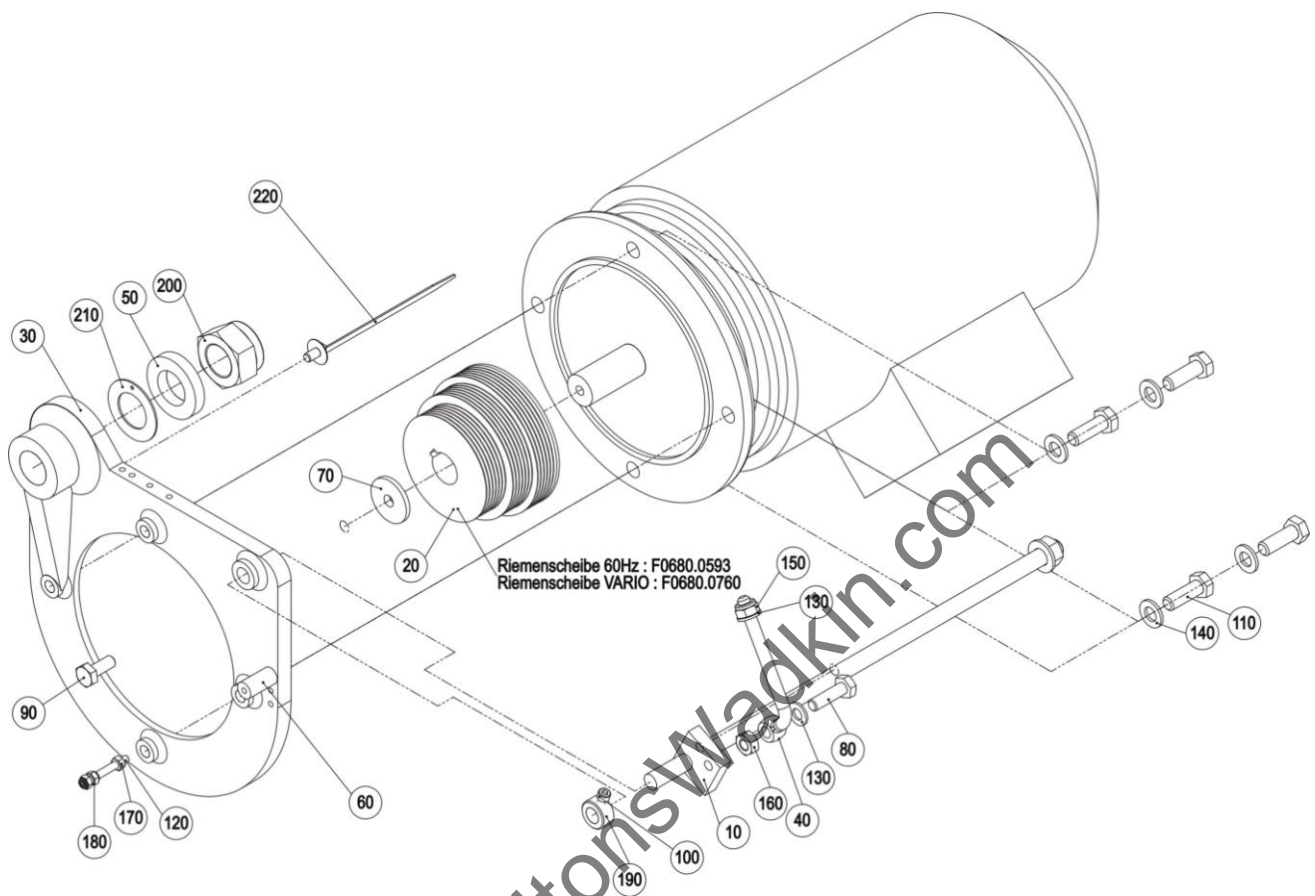
Pos.	Article - No.	Designation
10	F0680.0575	saw shaft AKE WZ-Br.20mm (mm)
20	F0680.0581	intermediate washer SW -max.WZ-Br.20mm-
30	F0680.0620	clamping piece
40	F0680.0672	holder
50	F0680.0730	cam switch
60	F0680.0750	pulley saw shaft 6PK (VARIO)
70	F0680.0780	angle bracket
80	F0680.0860	guide bar
90	F0680.0870	tube
100	F0680.0950	clamping plate
110	F0680.1020	bolt M30x2
120	F0680.1101	protective plate
130	F0680.1110	pressure plate
140	F0680.1120	distance piece
150	F0680.1230	pressure ring
160	F3080.0512	bearing housing
170	F3080.0582	distance tube

Saw shaft main saw

Pos.	Article - No.	Designation
180	F8807.0630	guide plate
190	F8807.0640	plate
200	F8807.0670	pressure plate
210	F8807.0680	stud bolt
220	F8807.1390	washer D = 40 x 27,9
230	F8807.2540	eye bolt BM10x40
240	F8807.2612	flat piece
250	K3050.0074	EF-wheel flong e ø125
260	K3100.0001	hexagonal head screw M10x30 DIN933
270	K3100.0004	cheese head screw DIN 912-M5x10
280	K3100.0012	cheese head screw DIN 912-M6x30
290	K3100.0061	counter sunk screw DIN 7991-M10x20
300	K3100.0127	hexagon socket set screw DIN 913-M8x20
310	K3100.0133	counter sunk screw DIN 965 M4x8
320	K3100.0156	cheese head screw DIN 912-M4x12
330	K3100.0162	cheese head screw DIN 912-M12x40
340	K3100.0167	hexagon socket set screw DIN 913-M8x40
350	K3100.0171	round head grooved pin 5x15
360	K3100.0172	hexagonal head screw DIN933 M6x25
370	K3100.0234	cheese head screw DIN 912 M8x20
380	K3100.0260	parallel pin ISO 2338 8m6x40
390	K3100.0396	counter sunk screw DIN 7991 -M10x30
400	K3100.0607	cheese head screw DIN 912 M12x35
410	K3100.0670	hexagon socket set screw DIN 913-M6x50
420	K3100.0756	hexagon socket set screw DIN 914-M6x6
430	K3100.0793	hexagon socket set screw GN 913.3-M6-12-
440	K3100.0840	M12 hexagonal nut
450	K3200.0007	washer DIN 125-A13
460	K3200.0022	safety nut DIN 985-M8
470	K3200.0063	safety nut DIN 985-M6
480	K3200.0076	hexagonal nut DIN6330 - M8
490	K3200.0176	locking washer S6
500	K3200.0224	ball bearing compensating disc
510	K3300.0072	ball bearing DIN 625 6206-2RS
520	K3300.0116	ball bearing DIN 625 6007-2RS
530	K3300.0190	ball-type nipple ø30xø40x50
540	K3300.0191	washer BK 32 SF
550	K3400.0024	parallel key DIN 6885 - 8x7x40
560	K3500.0058	V-ripped belt 6PK 770 AL2M S
570	K3600.0074	gas spring 160-450N-588602
580	K3600.0078	gas spring Hub 60mm-150N
590	K3700.0342	wiper _AUAS30-40-7-10
600	K3800.0039	lubricating nipple ,H2,45°,M6x1,VZ,SK
610	K6730.0079	sensor KIB-M12 PÖ/002-KL

3.3 Drive unit [Main saw]

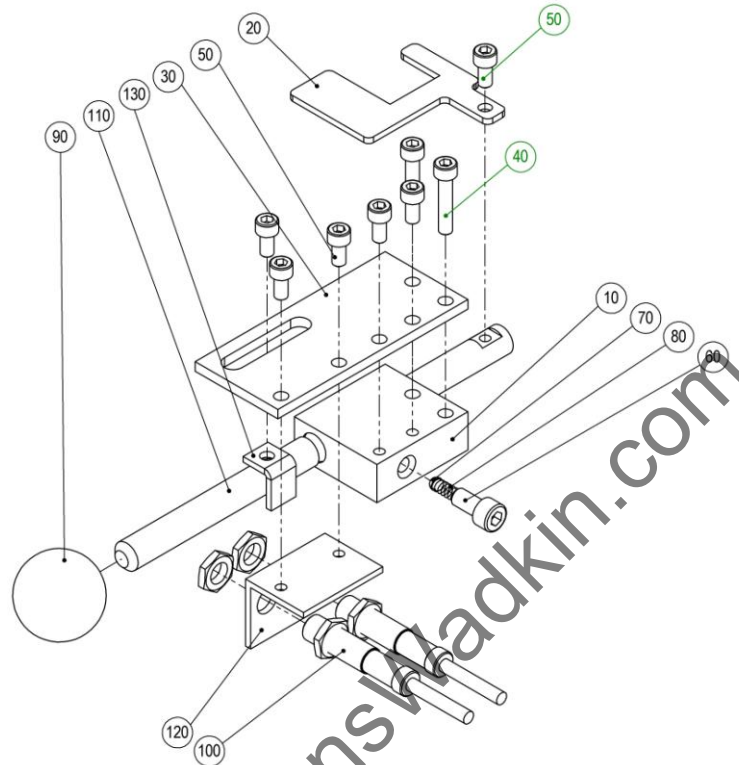
B0680.0074~0



Pos.	Article - No.	Designation
10	B0680.0091	adjusting lever
20	F0680.0592	pulley motor 50Hz ØPK
30	F0680.0652	engine bracket
40	F0680.0970	eye bolt M10, gekröpft BM10x130
50	F0680.1030	washer $\varnothing 55 \times \varnothing 31 \times 10$
60	F0680.1120	distance piece
70	F8807.1390	washer D = 40 x 27,9
80	K3100.0016	hexagonal head screw DIN933-M10x35
90	K3100.0024	hexagonal head screw DIN 933-M10x25
100	K3100.0065	cheese head screw DIN 912-M6x10
110	K3100.0632	hexagonal head screw DIN 933 M12x35
120	K3100.0670	hexagon socket set screw DIN 913-M6x50
130	K3200.0002	washer DIN 125 A10,5
140	K3200.0007	washer DIN 125-A13
150	K3200.0008	safety nut M10
160	K3200.0009	hexagonal nut DIN 934-M10
170	K3200.0018	hexagonal nut DIN 934-M6
180	K3200.0063	safety nut DIN 985-M6
190	K3200.0065	set collar DIN 705 - A14
200	K3200.0255	safety nut DIN 985-M30x2
210	K3300.0191	washer BK 32 SF
220	K6450.0115	cable clip REL30SDP6

3.3.1 Speed scan

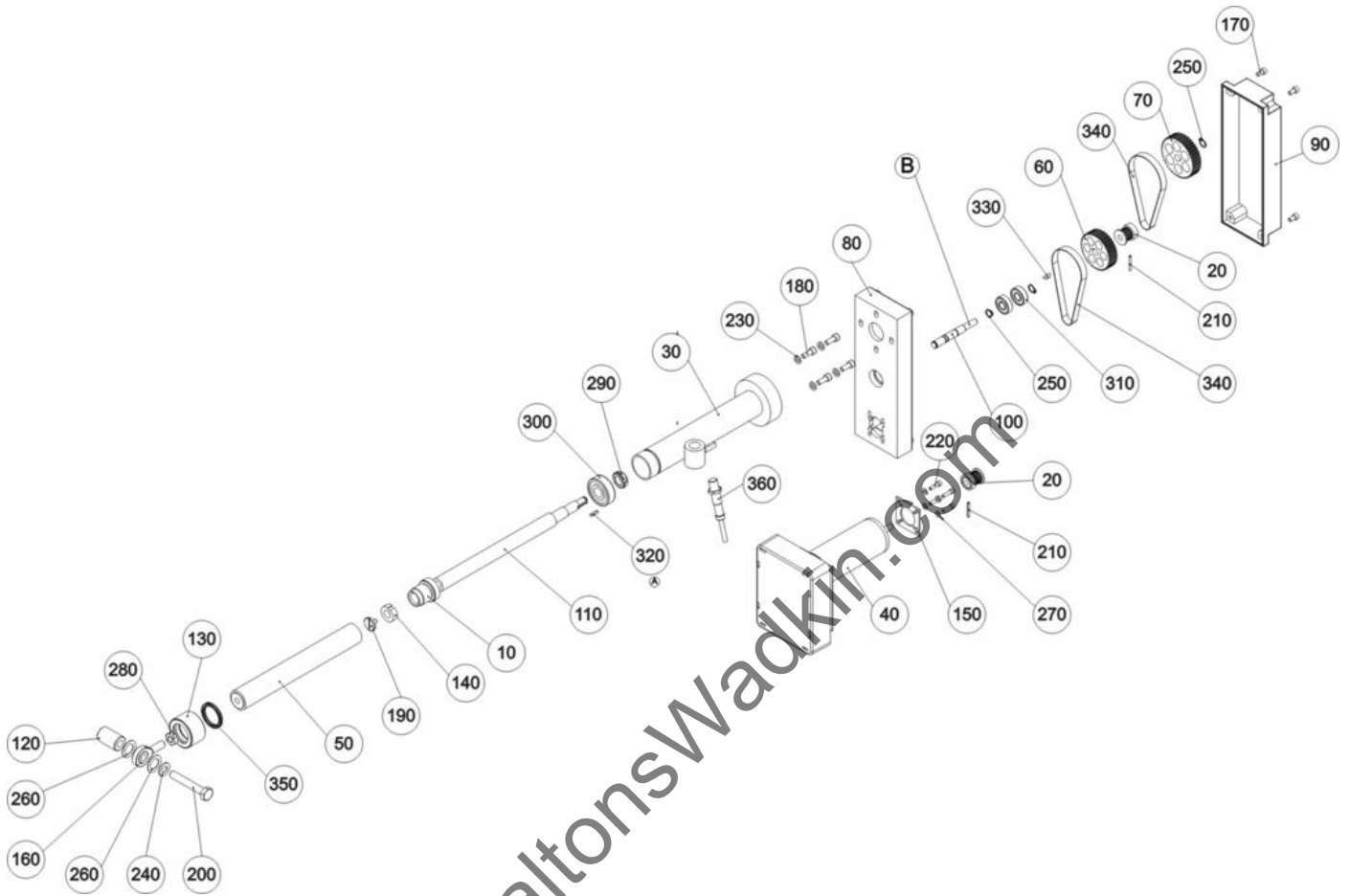
B0680.0040~~a



Pos.	Article - No.	Designation
10	F0680.1040	guide piece
20	F0680.1130	plate 6 PK
30	F0680.1050	guide plate
40	K3100.0012	cheese head screw DIN 912-M6x30
50	K3100.0052	cheese head screw DIN 912-M6x12
60	K3100.0085	cheese head screw DIN 912-M8x16
70	K3100.0092	ball RB-6/G20W
80	K3600.0060	pressure spring 0,90x5,40x13,60x5,50
90	K3700.0177	ball grip DIN319 40x14
100	K6730.0079	sensor KIB-M12 PÖ/002-KL
110	F0680.0642	gear shifting gate
120	F0680.0561	angle bracket
130	F0680.0551	plate

3.4 Height adjustment

B0611.0002~-b

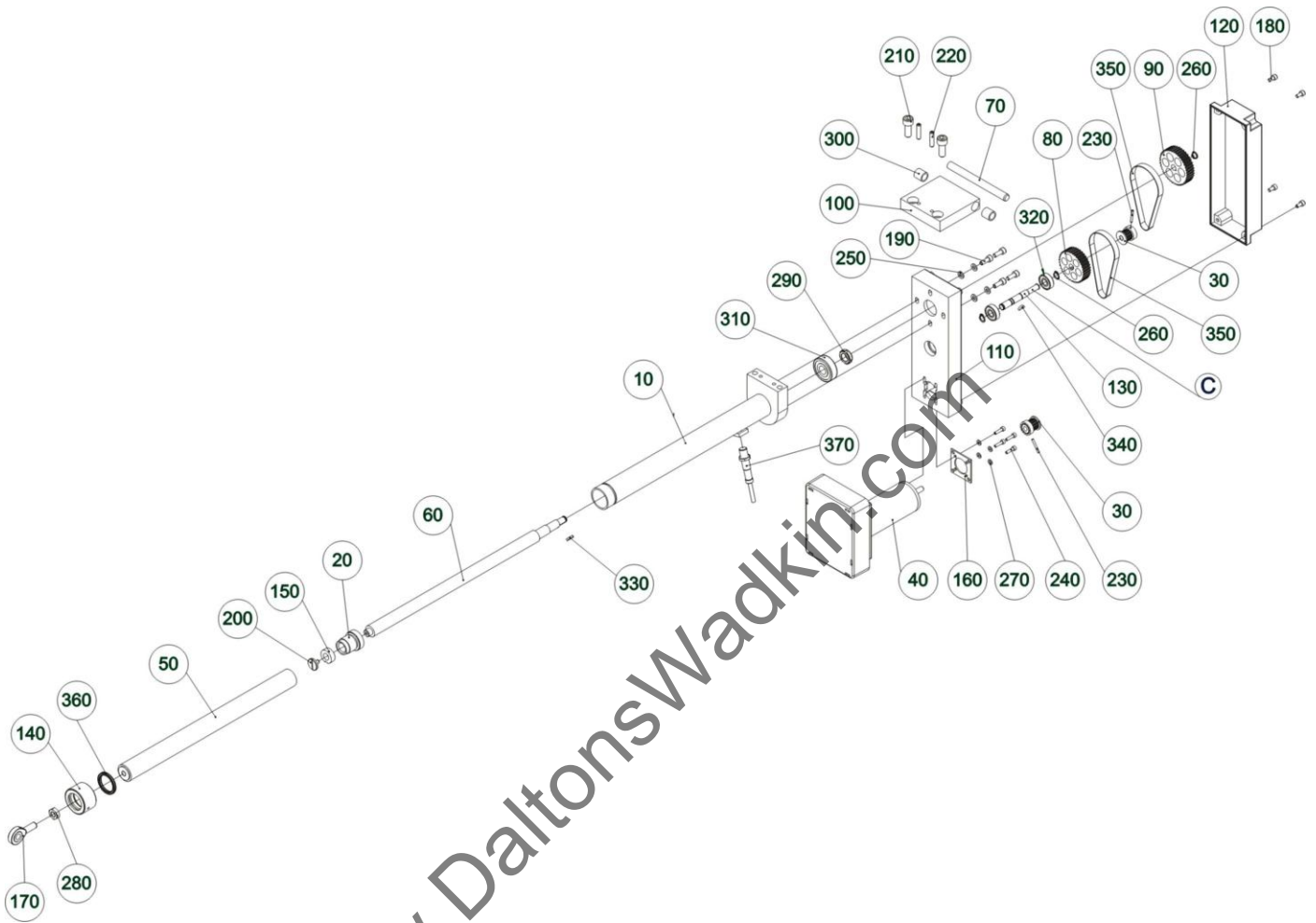


Pos.	Article - No.	Designation
10	B0602.0061	nut Tr20x4
20	B0609.0030	synchronised pulley T5/12
30	B0611.0011	support tube
40	B0631.0100	motor
50	B9603.0050	shift tube
60	F0602.0570	synchronised pulley T5/36
70	F0602.0580	synchronised pulley T5/40
80	F0609.0841	housing
90	F0609.0851	cover
100	F0611.0571	deviating shaft
110	F0611.0580	spindle
120	F0680.0770	distance piece
130	F9310.0560	guide
140	F9602.0610	washer
150	F9602.0730	support
160	F9603.0700	swivel head - M10
170	K3100.0004	cheese head screw DIN 912-M5x10
180	K3100.0043	cheese head screw DIN 912-M6x16

Pos.	Article - No.	Designation
190	K3100.0200	pan head screw DIN 921-M6x10
200	K3100.0261	hexagonal head screw DIN 933-M10x65
210	K3100.0431	slotted spring pin DIN 1481-3x24
220	K3100.0852	screw M4x16
230	K3200.0001	washer DIN 125-A6,4
240	K3200.0002	washer DIN 125 A10,5
250	K3200.0013	circlip for shaft DIN 471-10x1
260	K3200.0026	shim ring DIN 988-16x26x0,5
270	K3200.0027	washer DIN 125-A4,3
280	K3200.0045	hexagonal nut DIN 936-M10
290	K3200.0079	self locking nut -M15x1
300	K3300.0071	ball bearing 6302-2RS1
310	K3300.0143	ball bearing 6000 EE
320	K3400.0012	parallel key DIN6885 - A3x3x14
330	K3400.0021	curved washer DIN 6888-3x5
340	K3500.0001	toothed belt 10T5/295
350	K3900.0015	quadring-4217
360	K6730.0078	sensor Induktiv Öffner KIB-M12 PÖ/002-

3.5 Tilt adjustment

B0602.0002~-c

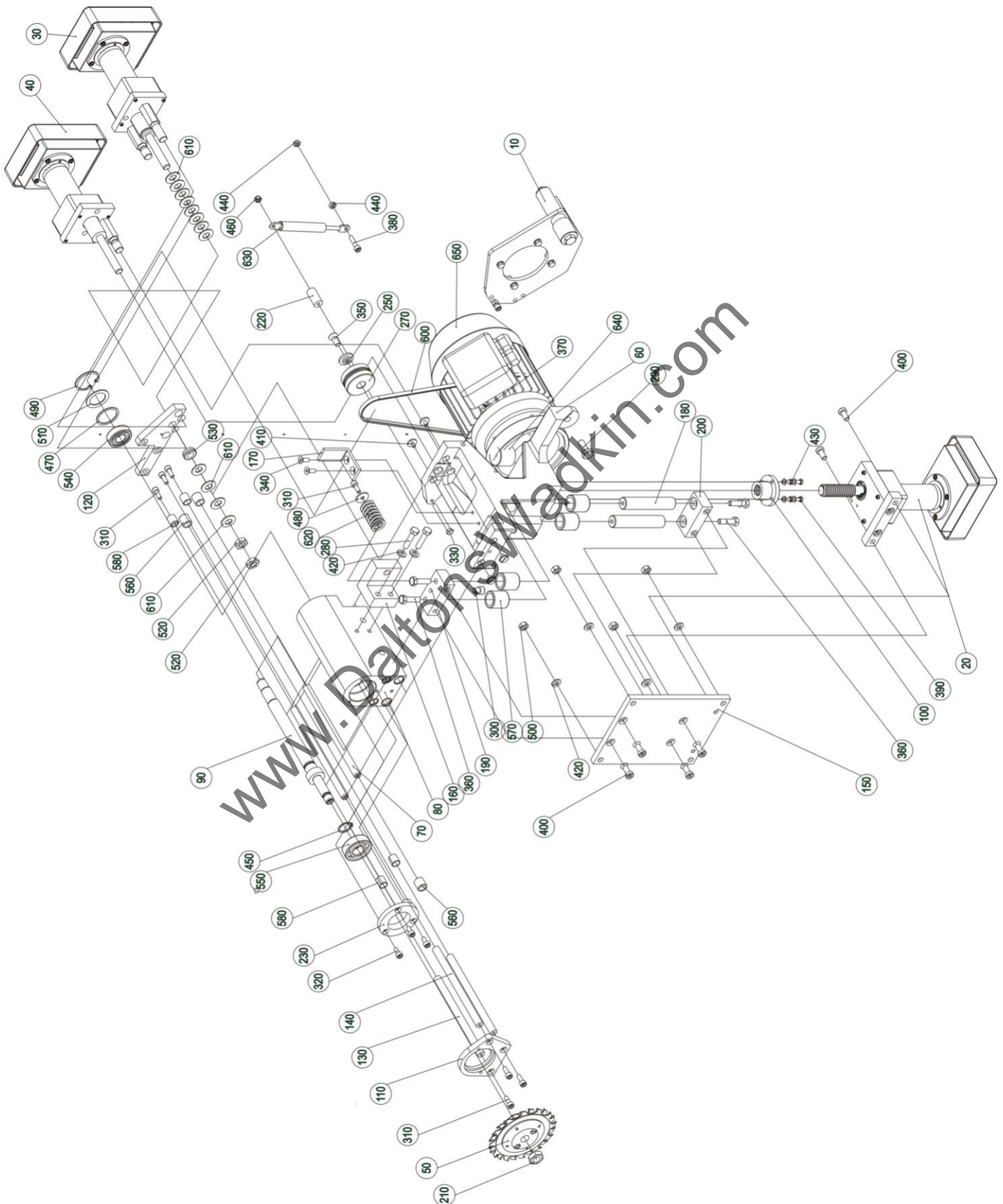


Pos.	Article - No.	Designation
10	B0602.0011	support tube
20	B0602.0061	nut Tr20x4
30	B0609.0030	synchronised pulley T5/12
40	B0631.0100	motor
50	B3120.0050	shift tube
60	F0602.0510	spindle
70	F0602.0540	shaft
80	F0602.0570	synchronised pulley T5/36
90	F0602.0580	synchronised pulley T5/40
100	F0602.0590	tilt bearing
110	F0609.0841	housing
120	F0609.0851	cover
130	F0611.0571	deviating shaft
140	F9310.0560	guide
150	F9602.0610	washer
160	F9602.0730	support
170	F9603.0700	swivel head - M10
180	K3100.0004	cheese head screw DIN 912-M5x10
190	K3100.0043	cheese head screw DIN 912-M6x16

Pos.	Article - No.	Designation
200	K3100.0200	pan head screw DIN 921-M6x10
210	K3100.0255	cheese head screw DIN 912-M10x25
220	K3100.0307	slotted spring pin DIN 1481-6x28
230	K3100.0431	slotted spring pin DIN 1481-3x24
240	K3100.0852	screw M4x16
250	K3200.0001	washer DIN 125-A6,4
260	K3200.0013	circlip for shaft DIN 471-10x1
270	K3200.0027	washer DIN 125-A4,3
280	K3200.0045	hexagonal nut DIN 936-M10
290	K3200.0079	self locking nut -M15x1
300	K3300.0062	bush $\varnothing 12/\varnothing 16 \times 16$
310	K3300.0071	ball bearing 6302-2RS1
320	K3300.0143	ball bearing 6000 EE
330	K3400.0012	parallel key DIN6885 - A3x3x14
340	K3400.0021	curved washer DIN 6888-3x5
350	K3500.0001	toothed belt 10T5/295
360	K3900.0015	quadring-4217
370	K6730.0078	sensor Induktiv Öffner KIB-M12 PÖ/002-

3-axis scoring unit

3.6 3-axis scoring unit
B0607.0001-i

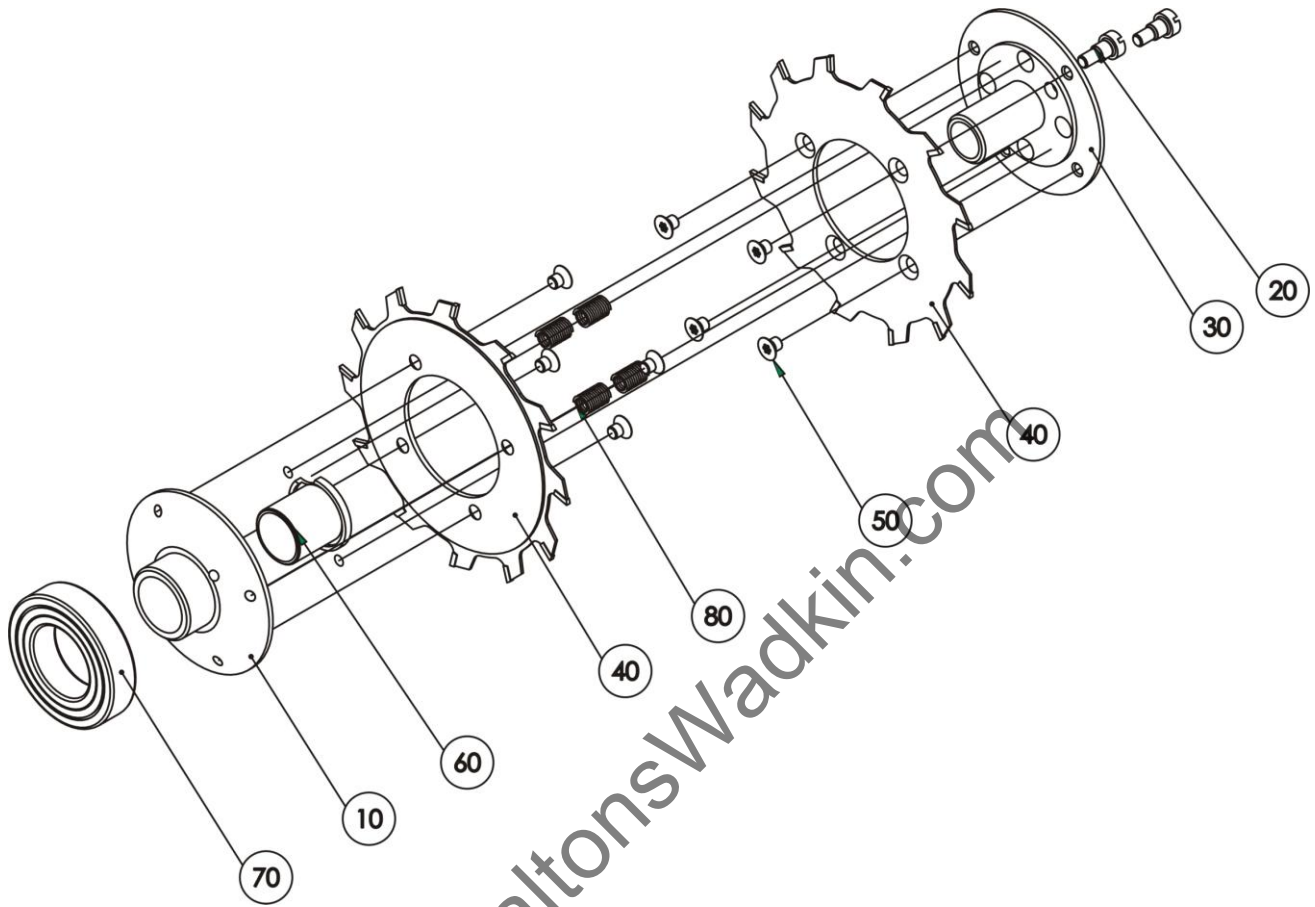


3-axis scoring unit

Pos.	Article - No.	Designation
10	B0607.0012	motor basic plate
20	B0607.0020	scorer height adjustment
30	B0607.0030	scorer width adjustment
40	B0607.0040	scorer side adjustment
50	B0607.0070	Rapido Plus from 11/07
60	F0607.0511	console
70	F0607.0515	guide shaft $\varnothing 12 \times 205$
80	F0607.0520	scorer housing 3-Achs Ritzler
90	F0607.0560	scorer shaft
100	F0607.0570	trapezoid thread nut Tr20x4
110	F0607.0591	pressure plate
120	F0607.0601	adjustment cover
130	F0607.0610	guide shaft $\varnothing 12$
140	F0607.0611	shaft
150	F0607.0631	basic plate
160	F0607.0750	support
170	F0607.0800	angle
180	F0607.0810	guide shaft $\varnothing 20 \times 100$
190	F0607.0820	support
200	F0607.0821	bottom support
210	F0607.0930	hexagonal nut M14x1,5 (gedreht) DIN
220	F0680.1120	distance piece
230	F3090.0670	bearing cover
240	F8812.0980	washer D = 30 x 18,9
250	F9407.0650	washer Rd.25x6
260	F9407.0801	belt pulley / 50Hz
270	F9407.0810	belt pulley / 50Hz
280	K3100.0011	hexagonal screw DIN 931-M8x35
290	K3100.0024	hexagonal screw DIN 933-M10x25
300	K3100.0037	cheese head screw DIN 912-M8x10
310	K3100.0043	cheese head screw DIN 912-M6x16
320	K3100.0052	cheese head screw DIN 912-M6x12
330	K3100.0087	hexagonal screw DIN 933-M6x60

Pos.	Article - No.	Designation
340	K3100.0095	counter sunk screw DIN 7991-M6x16
350	K3100.0150	counter sunk screw DIN 7991 M8x20
360	K3100.0166	hexagonal screw DIN 933-M8x30
370	K3100.0184	set screw DIN 915-M6x16
380	K3100.0233	cheese head screw DIN 912-M6x25
390	K3100.0267	hexagonal screw DIN 933-M5x16
400	K3100.0456	cheese head screw DIN 6912-M8x16
410	K3100.0835	pan head screw DIN 921-M5x8
420	K3200.0005	washer DIN 125-A8,4
430	K3200.0015	washer DIN 125-A5,3
440	K3200.0018	hexagonal nut DIN 934-M6
450	K3200.0021	circlip DIN 471-20x1,2
460	K3200.0063	self locking nut DIN 985-M6
470	K3200.0083	ball bearing compensating disc KAS 40
480	K3200.0090	washer DIN 440-R6,6
490	K3200.0097	circlip DIN 472 - 40x1,75
500	K3200.0104	hexagonal nut DIN 934-M8
510	K3200.0207	shim ring DIN 988-28x40x1,5
520	K3200.0251	hexagonal nut DIN 439-M12x1 flach
530	K3300.0008	thrust bearing DLG/100/12/13
540	K3300.0023	ball bearing DIN 625 - 6203 EE
550	K3300.0026	ball bearing DIN 625 - 6204_2RS
560	K3300.0062	sintered bush $\varnothing 12 / \varnothing 16 \times 16$
570	K3300.0195	ball-type nipple 20x28x30
580	K3300.0197	DU-bush 1215DU
590	K3400.0010	parallel key DIN6885 A 6x6x25
600	K3500.0064	belt 813mm
610	K3600.0049	disc spring DIN 2093-25/12,2/1,5
620	K3600.0069	pressure spring (D-313L-01)
630	K3600.0077	gas spring Hub 60-50N
640	K3700.0368	tube protection plug GPN 250 / 30
650	K6120.0148	polyphase motor 0,75KW/ 380-420V/

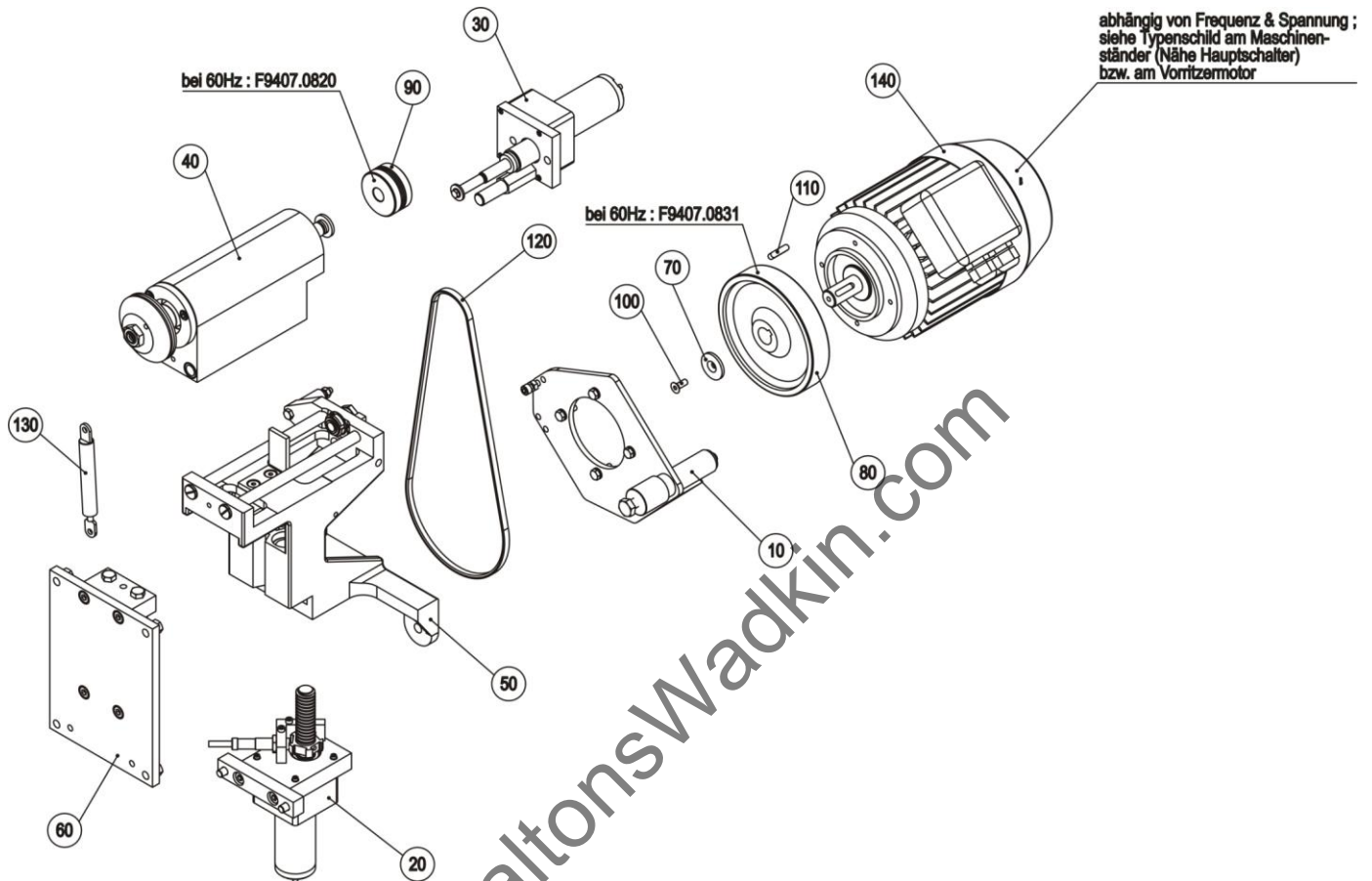
3.6.1 RAPIDO Plus
B0607.0072



Pos.	Article - No.	Designation
10	F0607.0542	rear flange scorer
20	F0607.0553	parallel screw
30	F0607.0554	front flange scorer
40	K3050.0002	scorer saw blade RAPIDO
50	K3050.0007	TORX-counter sunk screw T20 M5x6
60	K3200.0287	iglidur Z journal bearing ZFM-1396
70	K3300.0849	ball bearing 6006 LLB C3
80	K3600.0073	pressure spring D-202

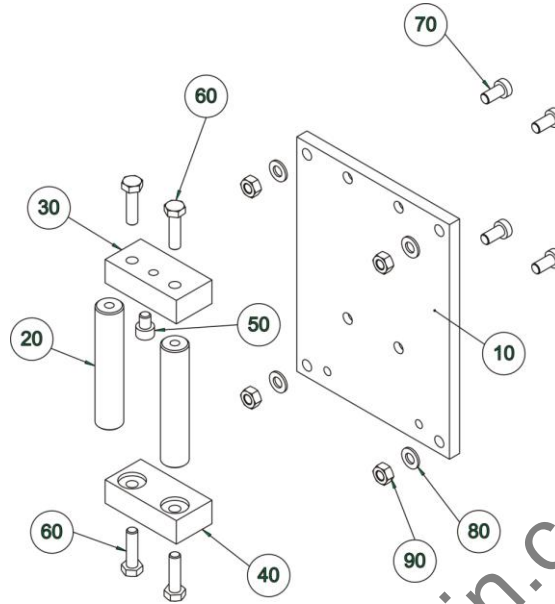
3.7 2-axis scoring unit

B0607.0002-k



Pos.	Article - No.	Designation
10	B0607.0012	motor basic plate
20	B0607.0021	scorer height adjustment / Induktiv
30	B0607.0042	scorer side adjustment Tippverstellung
40	B0607.0060	scorer housing
50	B0607.0065	scorer hinge
60	B0607.0120	scorer base plate
70	F8812.0980	washer D = 30 x 18,9
80	F9407.0801	belt pulley for motor 50Hz
90	F9407.0810	belt pulley for shaft
100	K3100.0095	counter sunk screw DIN 7991-M6x16
110	K3400.0010	parallel key DIN6885 A 6x6x25
120	K3500.0064	belt 813mm
130	K3600.0077	gas spring Hub 60-50N
140	K6120.0148	drive 0,75KW/ 380-420V/ IBM-14

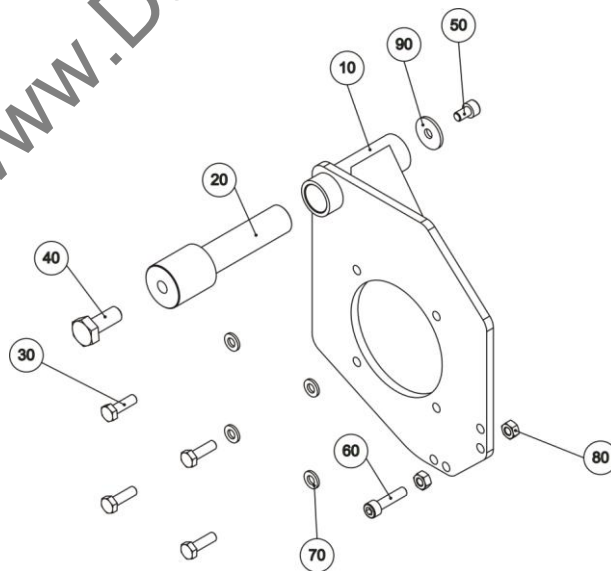
3.7.1 Scorer base plate
B0607.0120



Pos.	Article - No.	Designation
10	F0607.0631	base plate scorer unit
20	F0607.0810	guide shaft $\varnothing 20 \times 100$
30	F0607.0820	support
40	F0607.0821	support (bottom)
50	K3100.0037	cheese head screw DIN 912-M8x10

Pos.	Article - No.	Designation
60	K3100.0166	hexagonal head screw DIN 933-M8x30
70	K3100.0456	cheese head screw DIN 6912-M8x16
80	K3200.0005	washer DIN 125-A8,4
90	K3200.0104	hexagonal nut DIN 934-M8

3.7.2 Motor base plate
B0607.0012-a

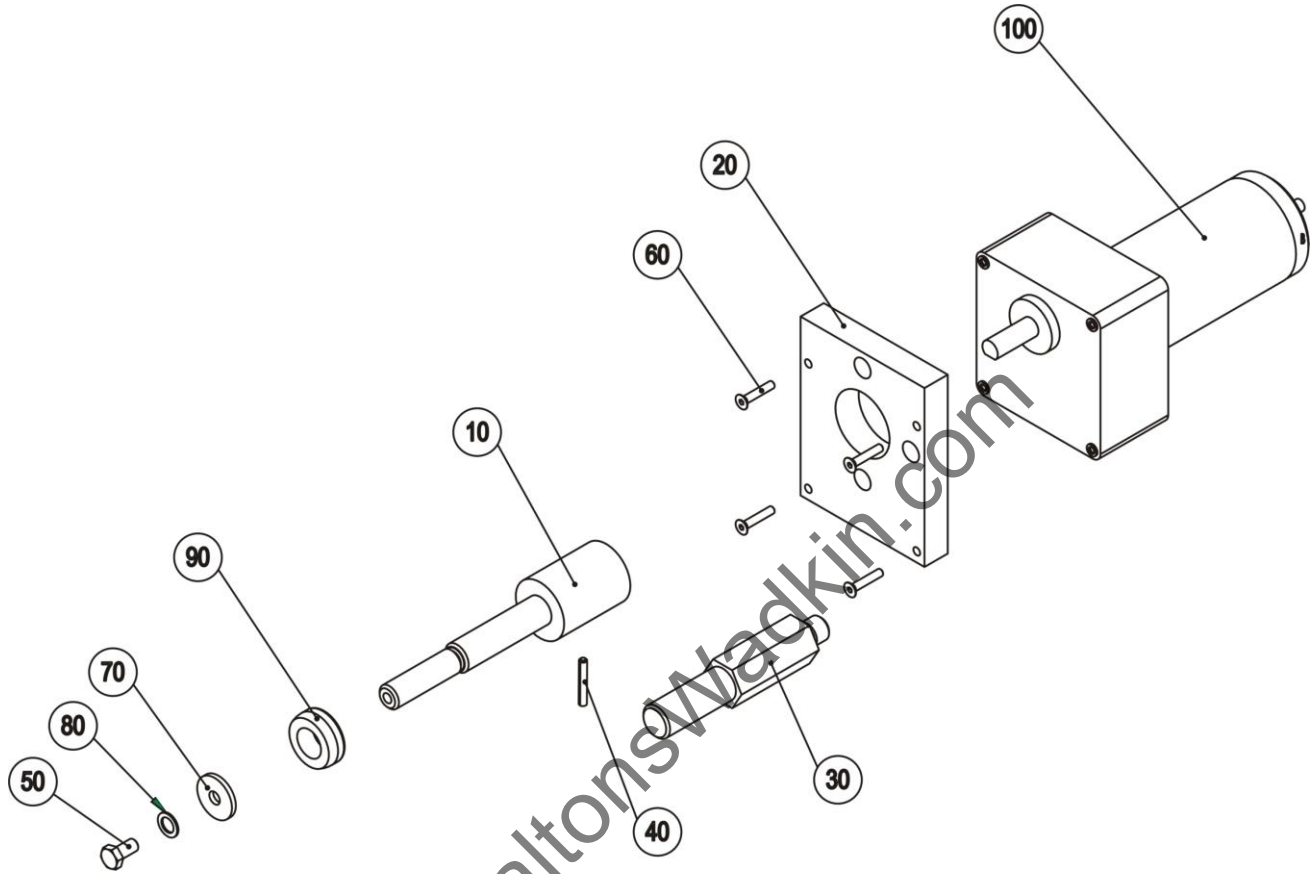


Pos.	Article - No.	Designation
10	B0807.0031	support motor F45/WA80/WA8/F92
20	F0607.0941	bolt
30	K3100.0022	hexagonal head screw DIN 933-M6x20
40	K3100.0024	hexagonal head screw DIN 933-M10x25
50	K3100.0065	cheese head screw DIN 912-M6x10

Pos.	Article - No.	Designation
60	K3100.0233	cheese head screw DIN 912-M6x25
70	K3200.0001	washer DIN 125-A6,4
80	K3200.0018	hexagonal nut DIN 934-M6
90	K3200.0090	washer DIN 440-R6,6

3.7.3 Side adjustment (2-axis)

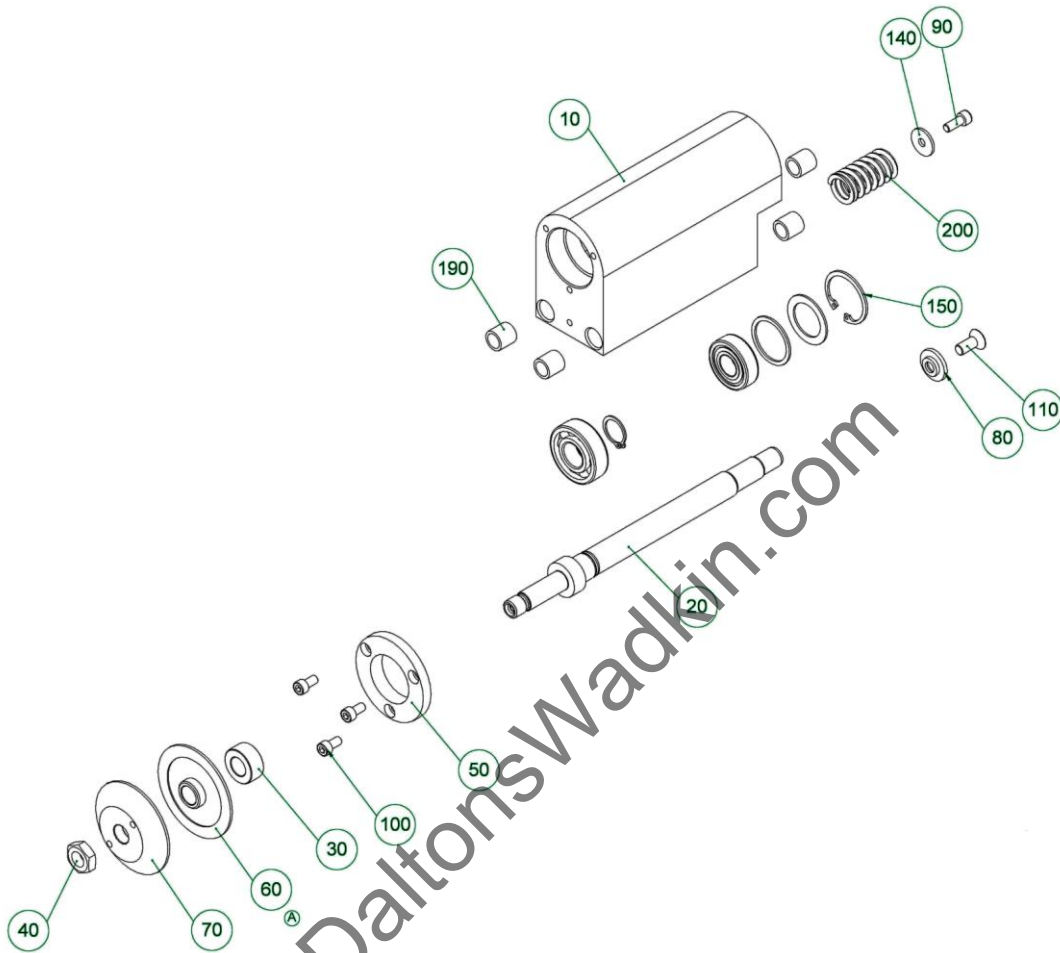
B0607.0042



Pos.	Article - No.	Designation
10	F0607.0592	spindle
20	F0607.0760	basic plate
30	F9407.0640	torque support
40	K3100.0029	slotted spring pinDIN 1481-ø3x20
50	K3100.0183	hexagonal head screw DIN 933-M5x10
60	K3100.0397	counter sunk screw M3x16
70	K3200.0035	washer DIN 440 R5,5
80	K3200.0176	locking washer DIN 88120-S6
90	K3300.0008	thrust bearing DLG/100/12/13
100	K6120.0165	motor BCI42.40 12V

3.7.4 Scorer housing

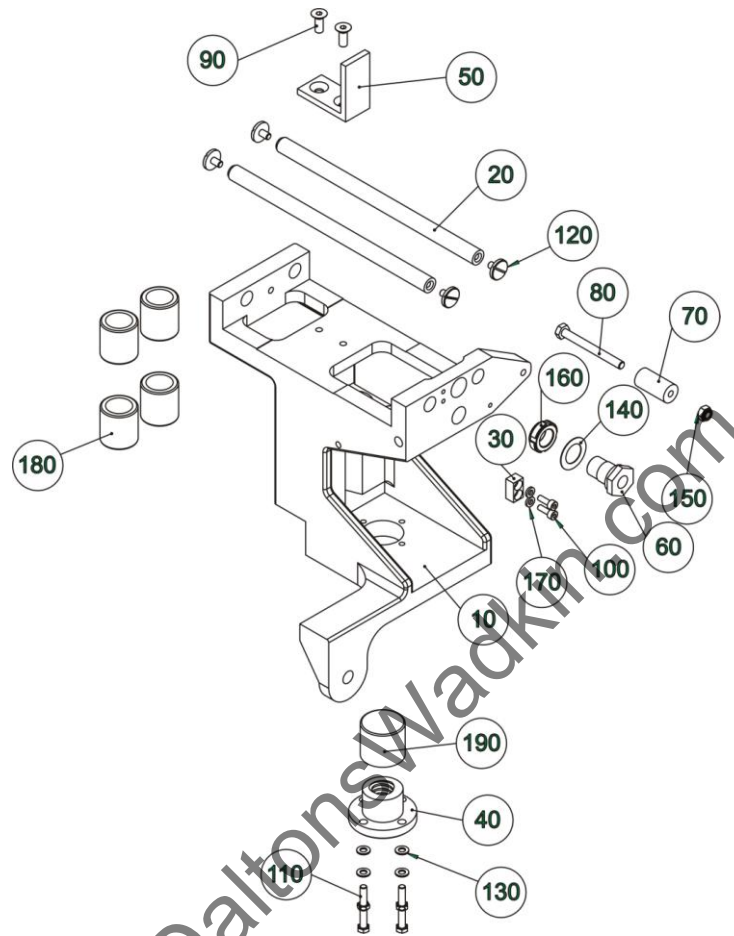
B0607.0060-a



Pos.	Article - No.	Designation
10	F0607.0525	housing standard
20	F0607.0560	scoring shaft
30	F0607.0850	distance piece
40	F0607.0930	hexagonal nut M14x1,5
50	F3090.0670	bearing cover
60	F9407.0550	flange
70	F9407.0620	front flange
80	F9407.0650	washer Rd.25x6
90	K3100.0043	cheese head screw DIN 912-M6x16
100	K3100.0052	cheese head screw DIN 912-M6x12
110	K3100.0150	counter sunk screw DIN 7991 M8x20
120	K3200.0021	circlip DIN 471-20x1,2
130	K3200.0083	ball bearing compensating disc KAS 40
140	K3200.0090	washer DIN 440-R6,6
150	K3200.0097	circlip DIN 472 - 40x1,75
160	K3200.0207	shim ring DIN 988-28x40x1,5
170	K3300.0023	ball bearing DIN 625 - 6203 EE
180	K3300.0026	ball bearing DIN 625 - 6204_2RS
190	K3300.0062	sintered bush $\varnothing 12/\varnothing 16 \times 16$
200	K3600.0069	pressure spring (D-313L-01)

3.7.5 Bracket

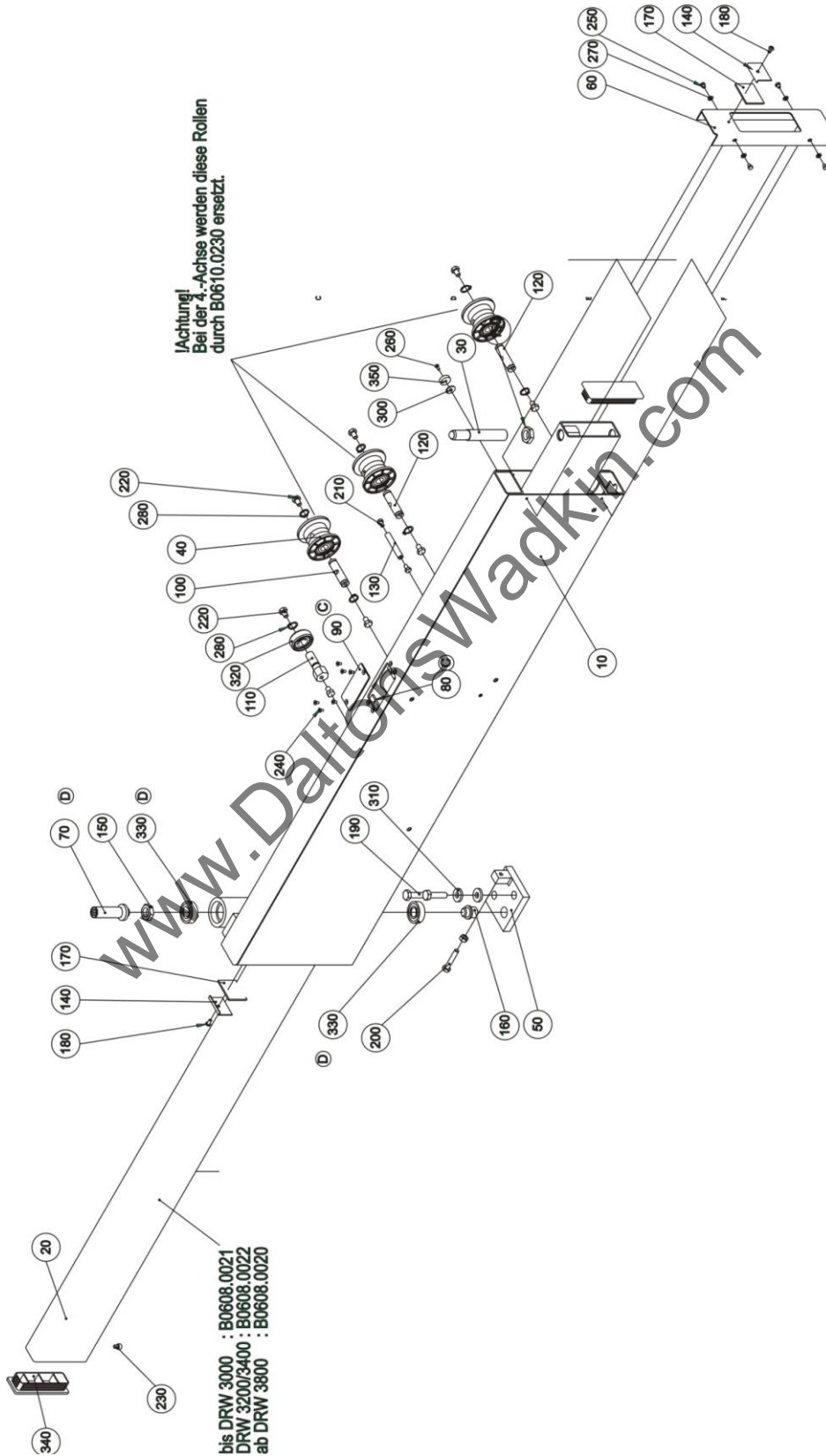
B0607.0065



Pos.	Article - No.	Designation
10	F0607.0511	scorer bracket
20	F0607.0515	guide shaft $\varnothing 12 \times 205$
30	F0607.0531	fixing piece
40	F0607.0570	trapezoid thread nut Tr20x4
50	F0607.0800	angle
60	F0607.0950	adjusting nut
70	F0680.1120	distance piece
80	K3100.0087	hexagonal head screw DIN 933-M6x60
90	K3100.0095	counter sunk screw DIN 7991-M6x16
100	K3100.0156	cheese head screw DIN 912-M4x12
110	K3100.0267	hexagonal head screw DIN 933 M5x16
120	K3100.0835	pan head screw DIN 921-M5x8
130	K3200.0015	washer DIN 125-A5,3
140	K3200.0026	shim ring DIN 988-16x26x0,5
150	K3200.0063	locking nut DIN 985-M6
160	K3200.0079	self locking nut -M15x1
170	K3200.0120	serrated lock washer DIN 6798 D=4,3
180	K3300.0195	ball-type nipple 20x28x30
190	K3700.0368	tube protection plug GPN 250 / 30

4 Swinging arm

B0608.0000-d

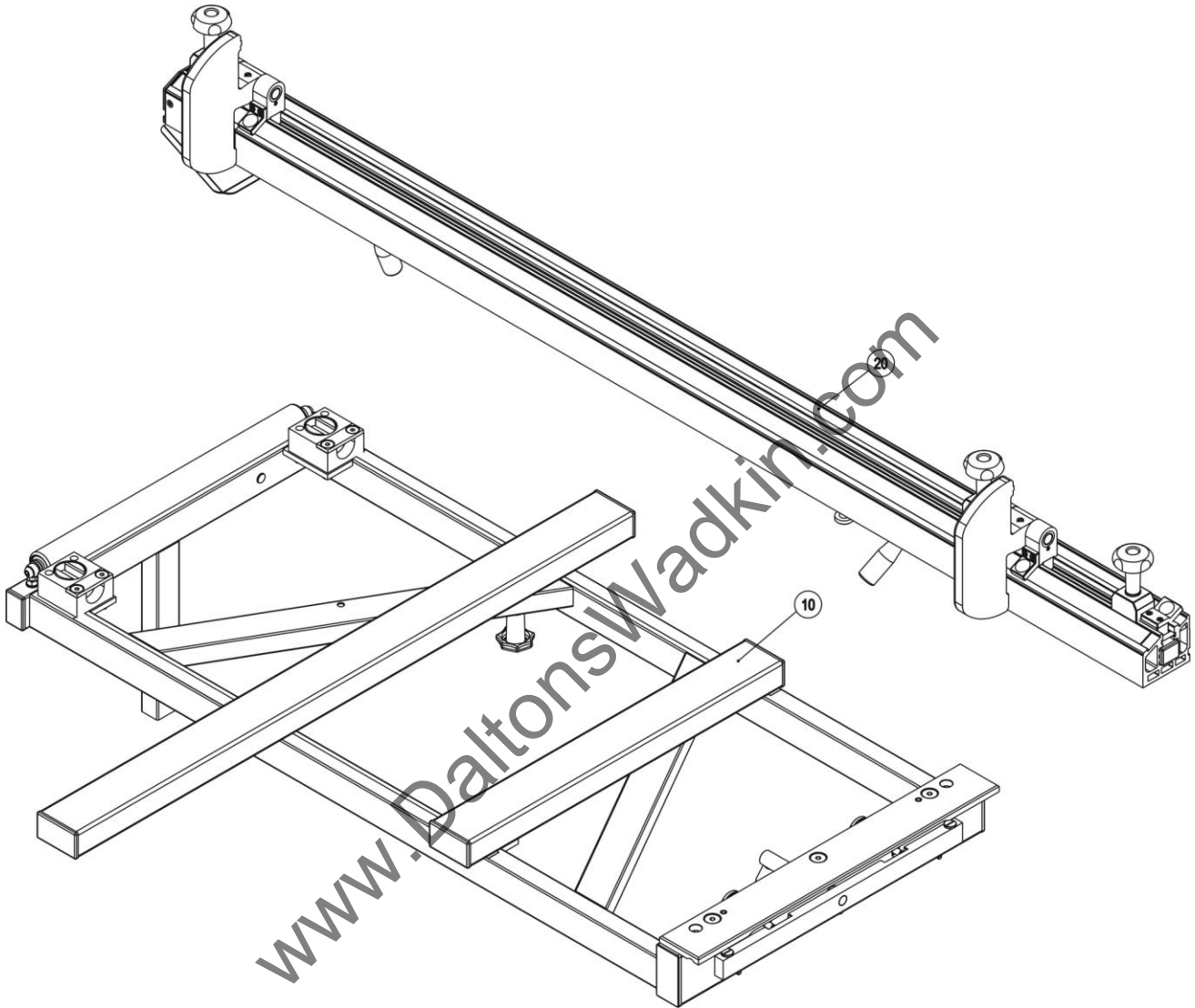


Swinging arm

Pos.	Article - No..	Designation
10	B0608.0010	swinging arm housing
20	B0608.0020	telescopic tube-3800
30	B0608.0040	supporting bolt
40	B9305.0140	Guide roller with ball bearing
50	F0608.0510	basic plate
60	F0608.0546	cover cap
70	F0608.0640	swinging arm bolt top
80	F0608.1060	plate
90	F0608.1070	cover
100	F3050.0940	axis centric
110	F3050.0950	eccentric
120	F3050.0960	axis eccentric
130	F3050.0970	stop
140	F3550.0590	clamping angle
150	F8807.1760	hexagonal nut M20x8-SW 27
160	F9305.0710	swinging arm bolt , down
170	F9509.1910	felt
180	K3100.0002	oval head screw DIN 7380-M5x10
190	K3100.0147	hexagonal head screw DIN 933-M10x40
200	K3100.0161	hexagonal head screw DIN 933-M8x45
210	K3100.0211	hexagonal head screw DIN 933-M6x10
220	K3100.0217	hexagonal head screw DIN 933-M8x12
230	K3100.0450	cheese head screw DIN 912-M6x8
240	K3100.0843	counter sunk screw DIN 7991-M4x8
250	K3100.0853	hexagonal head screw DIN 933-M5x6
260	K3100.0856	screw P3,9x13-H
270	K3200.0015	washer DIN 125-A5,3
280	K3200.0017	circlip for shaft DIN 471-A15
290	K3200.0104	hexagonal nut DIN 934-M8
300	K3200.0108	washer DIN 9021-A6,4
310	K3200.0160	washer DIN 7349 10,5
320	K3300.0007	ball bearing 6202 umtl.
330	K3300.0846	angular ball bearing 7203-2RS(ø17xø40x12)
340	K3700.0003	cap 120x40x3
350	K3700.0367	magnet ø20x6

5 Cross slide + Crosscut fence 90° Crosscuts to 3200

B0645.0100_0

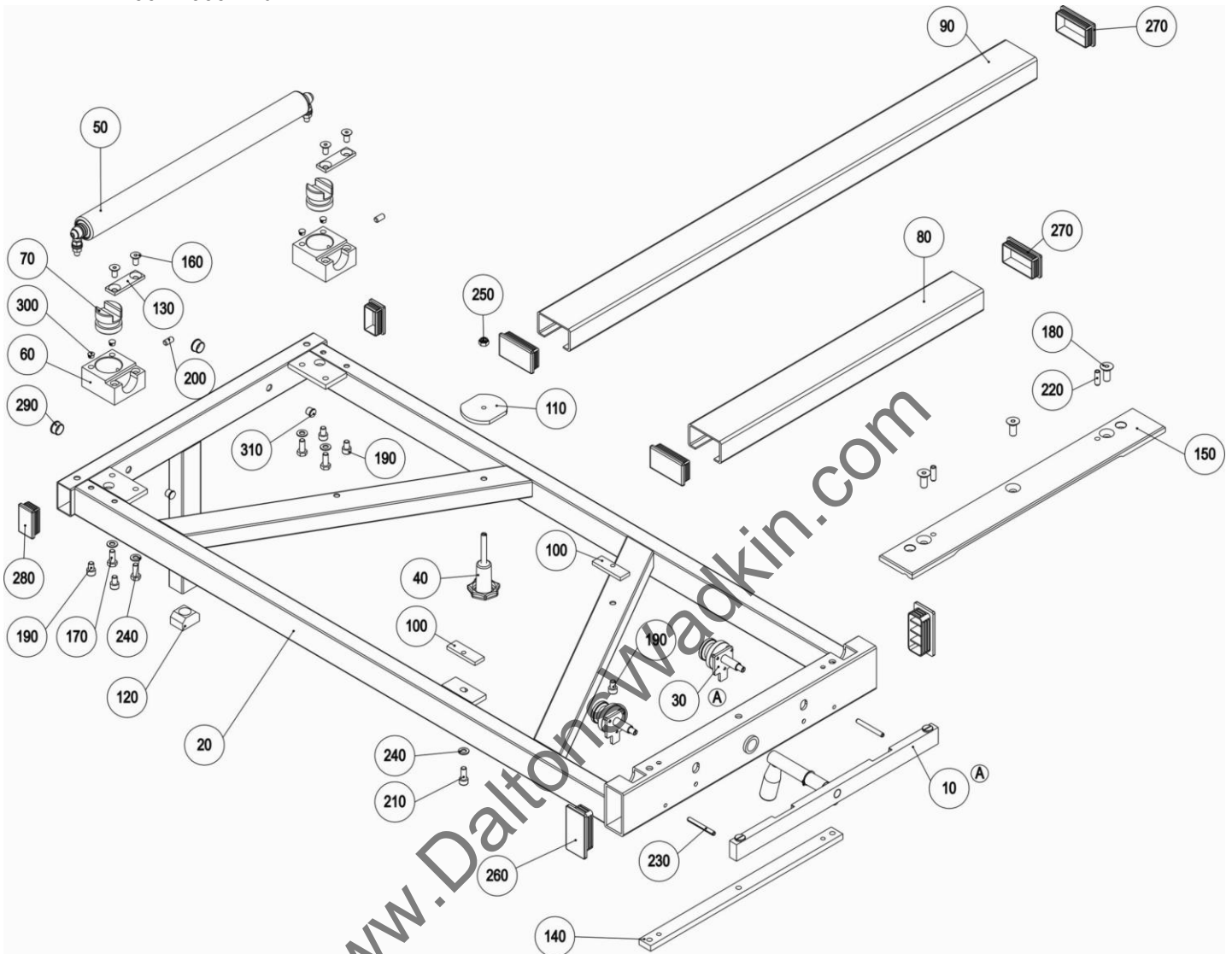


Pos.	Article - No.	Designation
10	B0617.0007	cross slide frame. 90° cutting length to 3200mm (Service)
20	B0645.0110	WA 3200 crosscut fence kompl. from 06.2011

Cross slide frame 90 / DIGIT L

5.1 Cross slide frame 90° / DIGIT L

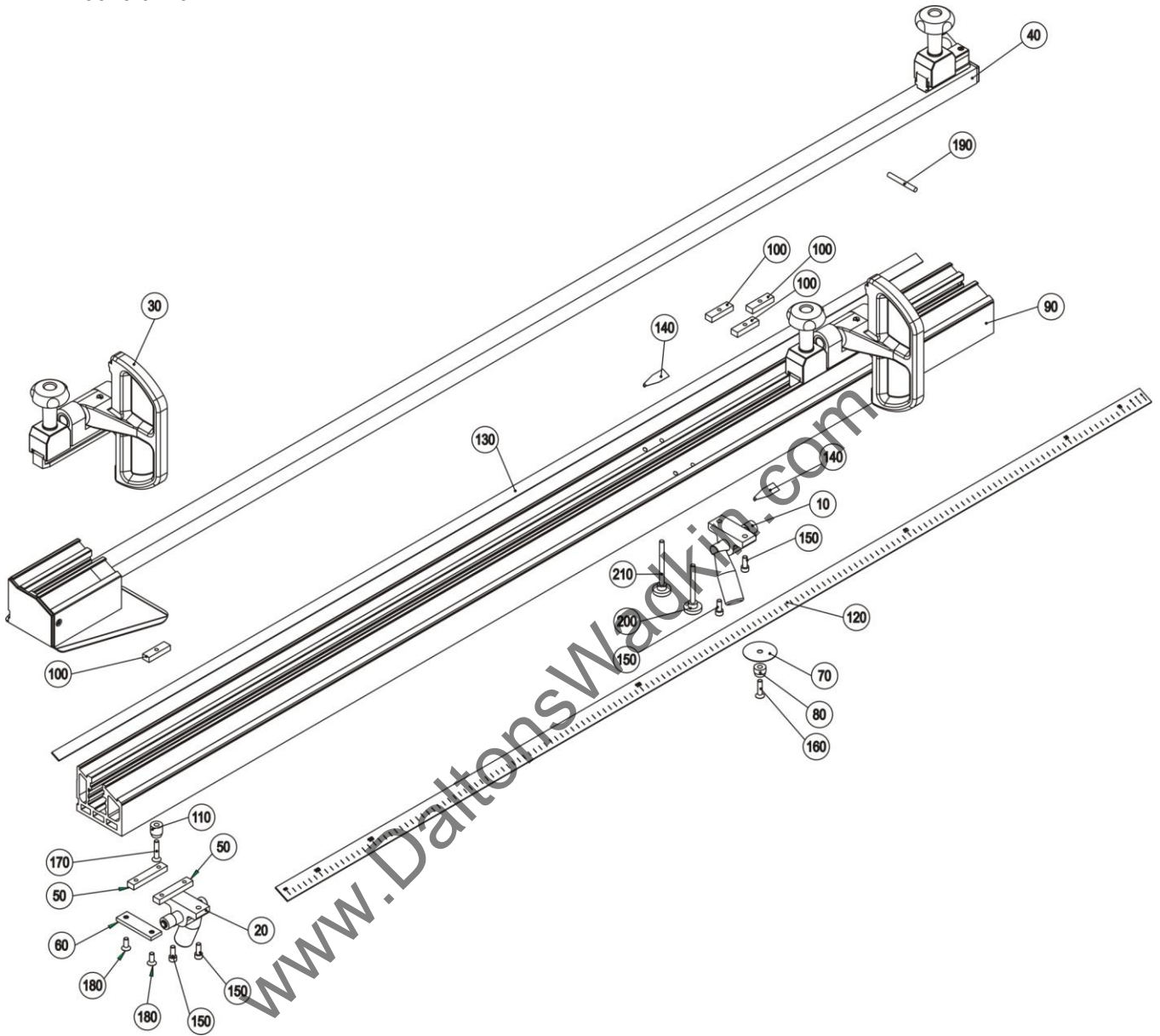
B0617.0007~b



Pos.	Article - No.	Designation
10	B0617.0009	clamping cross slide
20	B0617.0070	cross slide frame, to cut to length 3200 -
30	B0650.0160	locking mechanism
40	B9317.0130	star grip screw
50	B9324.0063	roller (465mm long)
60	F9317.0510	guide holder 90°
70	F9317.0520	guide 90°
80	F9317.0620	C-profile e 1
90	F9317.0630	C-profile e 2
100	F9317.0641	clamping piece 1
110	F9317.0650	clamping piece 2 Rd.70x6
120	F9317.0670	rubber guide
130	F9317.0681	clamping piece
140	F9317.0821	flat piece
150	F9509.0712	guide rail 70x10x540
160	K3100.0007	counter sunk screw DIN 7991 M8x16

Pos.	Article - No.	Designation
170	K3100.0008	hexagonal head screw DIN 933-M8x20
180	K3100.0044	counter sunk screw DIN 7991 M10x25
190	K3100.0047	cheese head screw DIN 912 M8x12
200	K3100.0048	set screw DIN 913-M8x16
210	K3100.0234	cheese head screw DIN 912 M8x20
220	K3100.0290	slotted spring pinDIN 1481-8x24
230	K3100.0660	slotted spring pin6x55-DIN 1481
240	K3200.0005	washer DIN 125-A8,4
250	K3200.0022	self locking nut DIN 985-M8
260	K3700.0010	cap 80x40x4
270	K3700.0012	square plug 70x40x2
280	K3700.0013	square plug 50x30x2
290	K3700.0049	cover cap DP687 D=17,4
300	K3700.0195	mini cover cap
310	K3700.0202	blind plug D=11,1

5.2 Crosscut fence 90°
B0645.0110

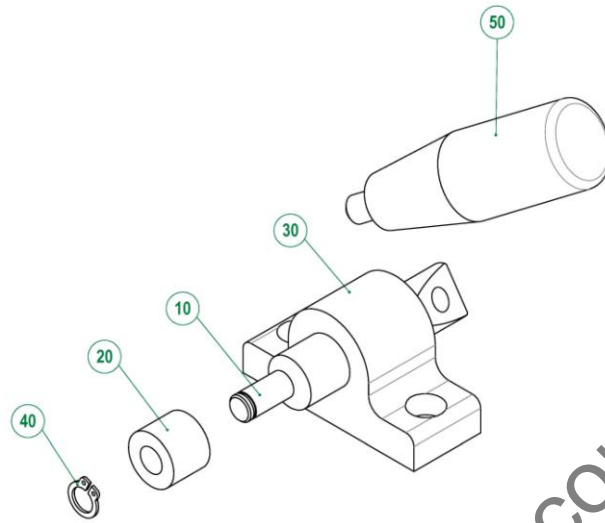


Pos.	Article - No.	Designation
10	B0645.0040	eccentric clamping
20	B9315.0080	eccentric clamping
30	B9605.0010	flip stop
40	B9605.0021	extension cc fence up to 3200
50	F0645.0540	insert
60	F0645.0550	overlay
70	F9315.0790	shim ring
80	F9509.1060	centering bush
90	F9605.0591	profile e crosscut fence
100	F9605.0640	flat piece
110	F9605.0720	measuring rule 60-1669mm / 21/2 -

Pos.	Article - No.	Designation
120	F9605.0810	measuring rule 60-1669mm / 21/2 -
130	F9605.0820	measuring rule 1650 - 3250mm / 65 -
140	F9605.0840	angle bracket
150	K3100.0043	cheese head screw DIN 912-M6x16
160	K3100.0053	counter sunk screw DIN 7991-M6x25
170	K3100.0082	counter sunk screw DIN 7991 M6x30
180	K3100.0095	counter sunk screw DIN 7991-M6x16
190	K3100.0311	grooved taper pin DIN 1471 6x50 galZn.
200	K3700.0018	knurled head screw DIN 464-M6x60
210	K3700.0106	knurled head screw M6x70 DIN464

5.2.1 Eccentric clamping 1

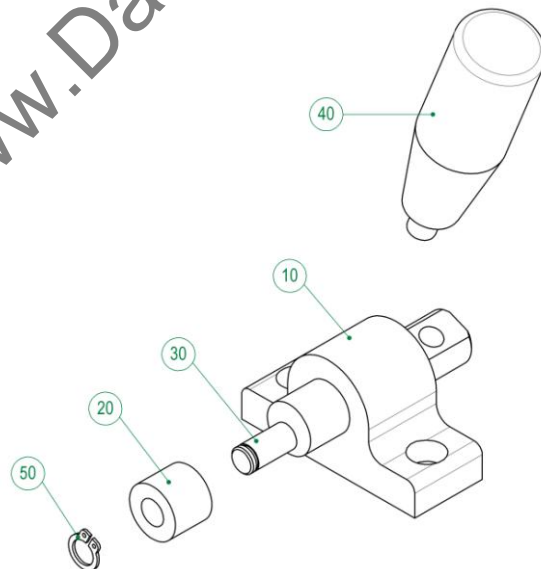
B0645.0040



Pos.	Article - No.	Designation
10	F0645.0600	eccentric
20	F9315.0640	roller for eccentric
30	F9315.0650	holder
40	K3200.0025	circlip for shaft DIN 471-A8
50	K3700.0160	cone grip -M8

5.2.2 Eccentric clamping 2

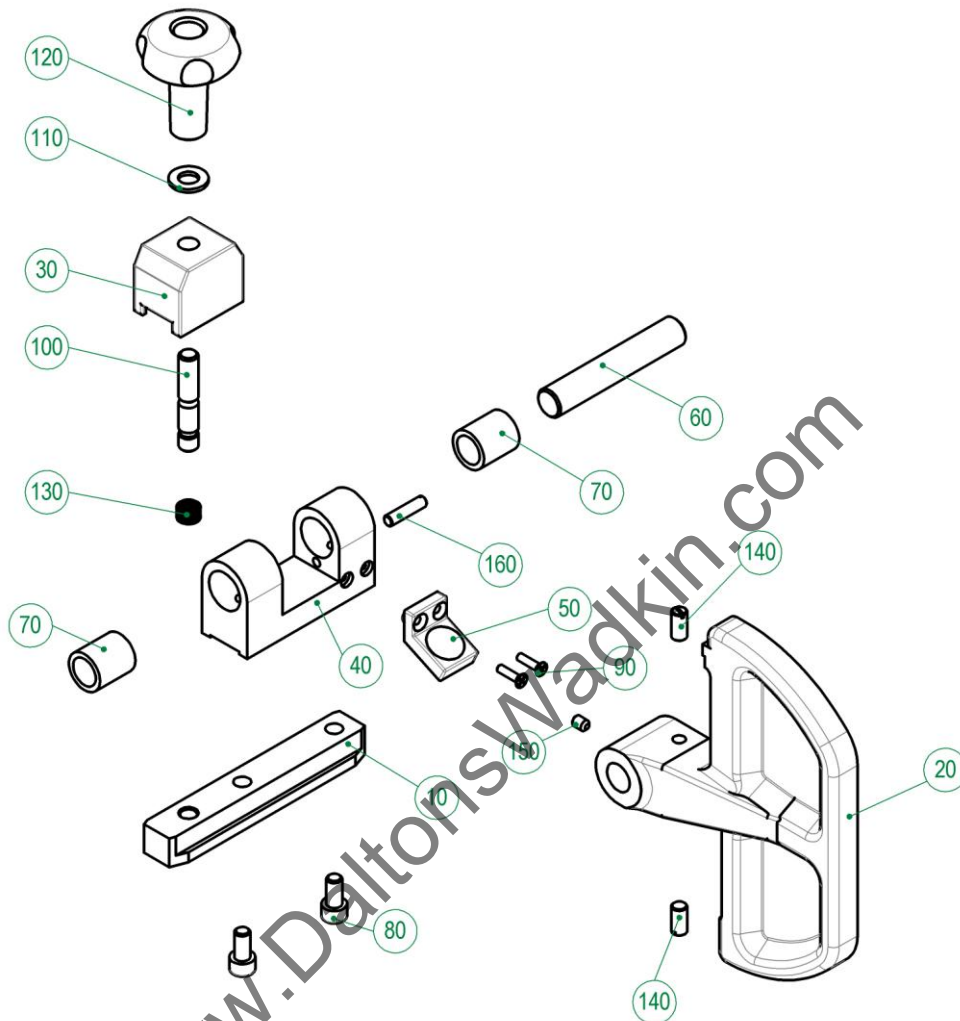
B9315.0080~0



Pos.	Article - No.	Designation
10	F9315.0650	holder
20	F9315.0640	roller for eccentric
30	F9315.0630	eccentric
40	K3700.0160	cone grip -M8
50	K3200.0025	circlip for shaft DIN 471-A8

5.2.3 Flip stop

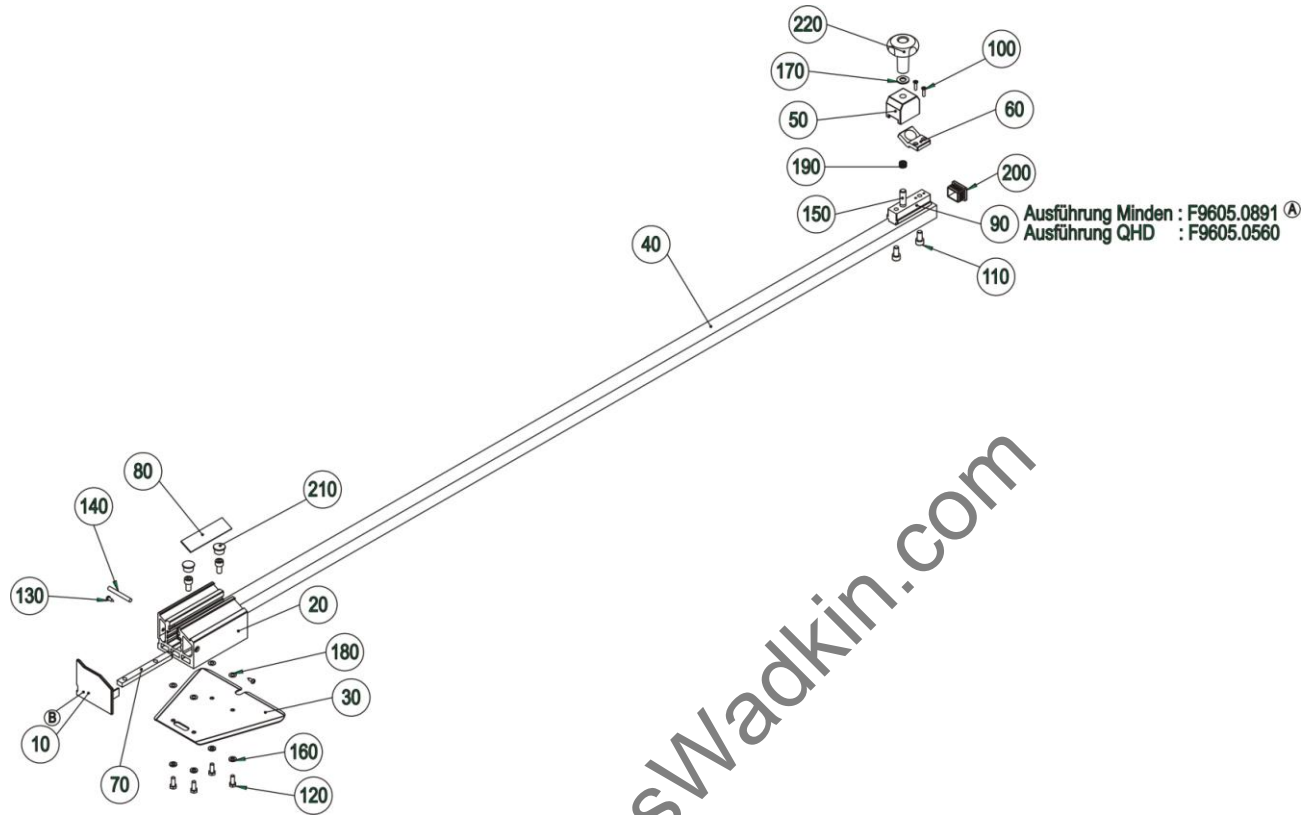
B9605.0010~0



Pos.	Article - No.	Designation
10	F9605.0550	guide rail 25x17,5x138
20	F9605.0521	throw over stop
30	F9605.0601	clamping piece 38x33x45
40	F9605.0530	bearing block 50x32x91
50	F9605.0610	magnifying glass small
60	F9605.0690	bolt \varnothing 16g6x90
70	K3300.0034	bearing 162225 SINT
80	K3100.0085	cheese head screw DIN 912-M8x16
90	K3100.0056	counter sunk screw DIN 965-M4x16
100	K3100.0476	set screw M10x45
110	K3200.0002	washer DIN 125 A10,5
120	K3700.0147	star grip nut D=50, H=62
130	K3600.0015	pressure spring 12x0,8x36
140	K3100.0062	set screw M8x16
150	K3100.0032	set screw DIN 916-M6x8

5.2.4 Extension Crosscuts to 3200

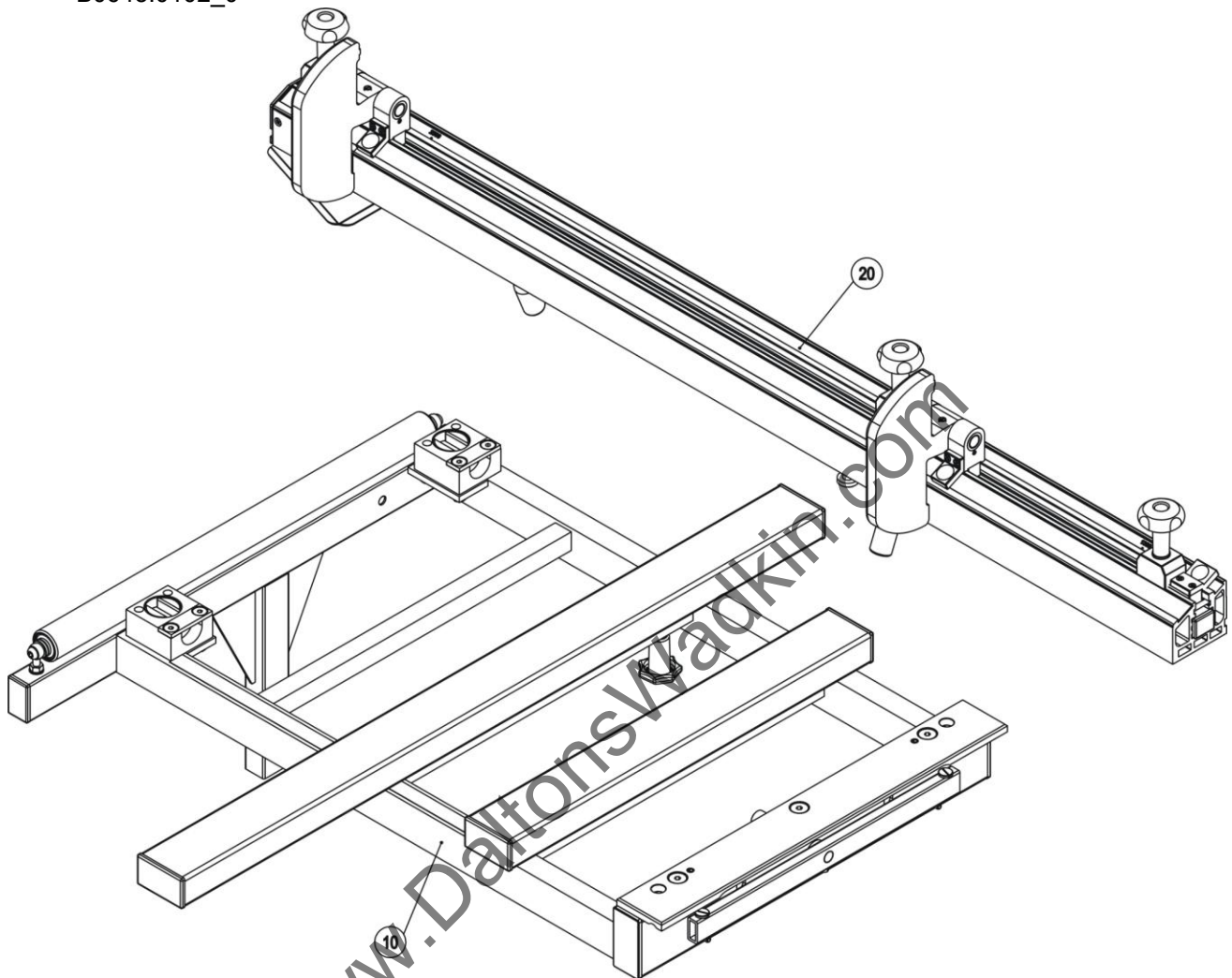
B9605.0021-b



Pos.	Article - No..	Designation
10	F0640.1110	cover cap for extension
20	F9605.0540	profile
30	F9605.0570	plate
40	F9605.0580	square tube 30x25x2x1733
50	F9605.0601	clamping piece 38x33x45
60	F9605.0620	magnifying glass
70	F9605.0660	flat piece
80	F9605.0730	label
90	F9605.0891	guide
100	K3100.0056	counter sunk screw DIN 965-M4x16
110	K3100.0085	cheese head screw DIN 912-M8x16
120	K3100.0089	hexagonal head screw DIN 933-M6x16
130	K3100.0310	ABC-SPAX-screw S 4x12
140	K3100.0311	grooved taper pin DIN 1471 6x50 galZn.
150	K3100.0476	set screw M10x45
160	K3200.0001	washer DIN 125-A6,4
170	K3200.0002	washer DIN 125-A10,5
180	K3200.0117	shim ring DIN 988-6x12x0,5
190	K3600.0015	pressure spring 12x0,8x36
200	K3700.0089	square plug 30x25x2
210	K3700.0104	blind plug D=15,9
220	K3700.0147	star grip nut D=50, H=62

6 Cross slide + Crosscut fence Compact Crosscuts to 2500

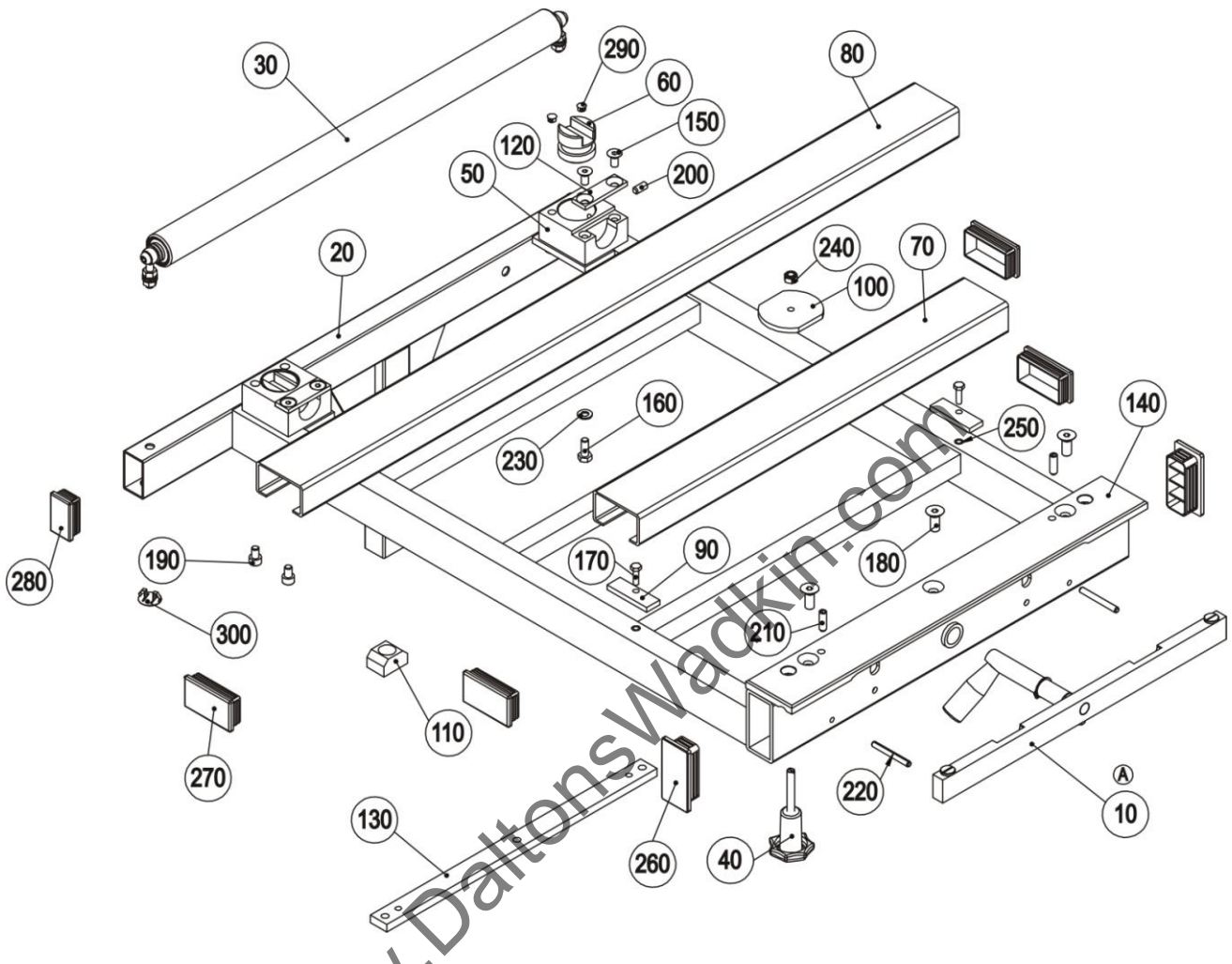
B0645.0102_0



Pos.	Article - No.	Designation
10	B0617.0006	cross slide frame 90° cutting length to 2500mm (Service)
20	B0645.0112	WA 2500 crosscut fence kompl. from 06.2011

6.1 Cross slide frame (complete) Compact / DIGIT L

B0617.0006~b

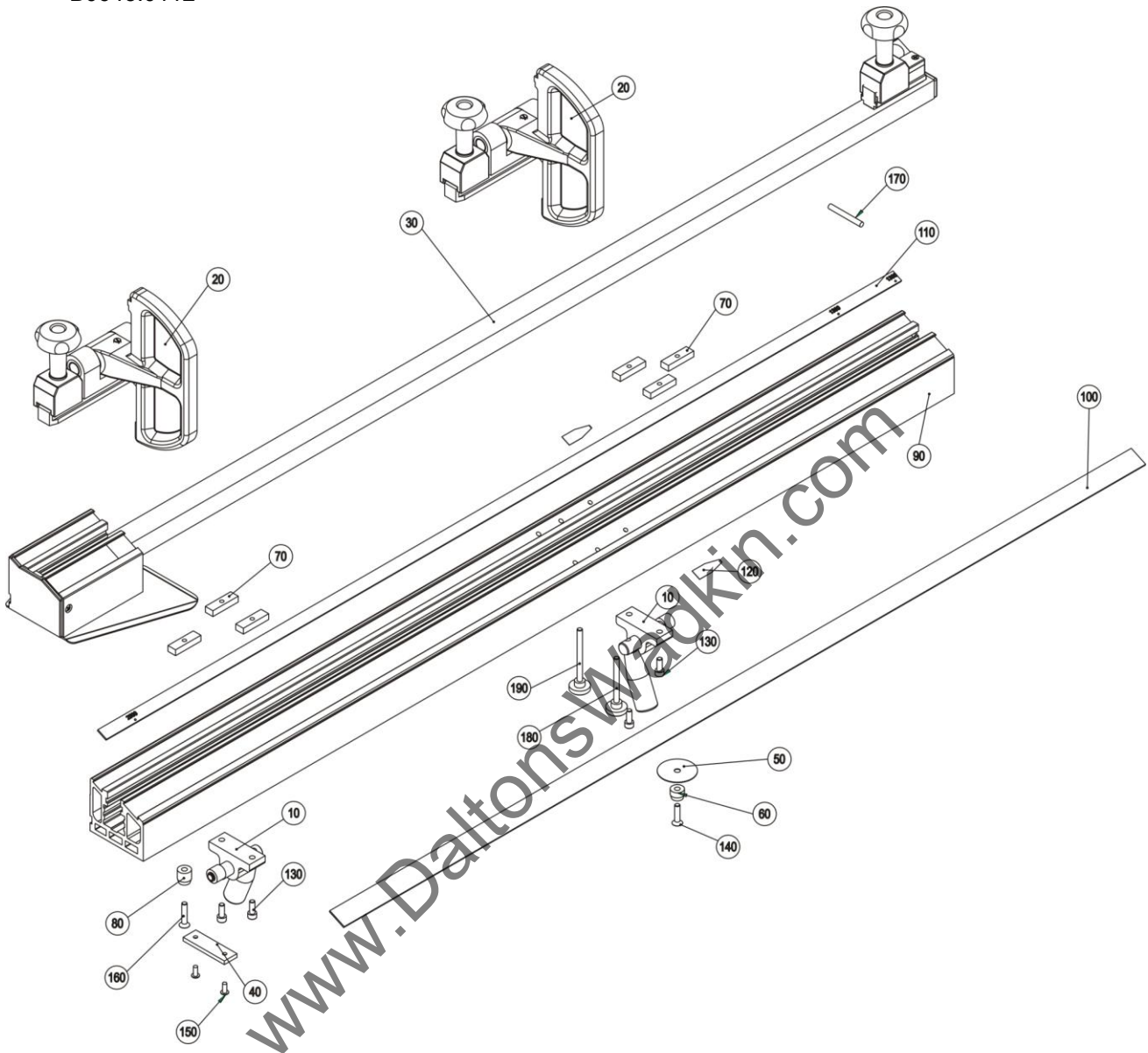


Pos.	Article - No	Designation
10	B0617.0009	clamping
20	B0617.0055	cross slide frame
30	B9317.0070	roller (595mm lg)
40	B9317.0130	star grip screw M8, Gewinde 55 lg.
50	F9317.0510	guide holder 90°
60	F9317.0520	guide 90°
70	F9317.0620	C-profile 1
80	F9317.0630	C-profile 2
90	F9317.0641	clamping piece 1
100	F9317.0650	clamping piece 2 Rd.70x6
110	F9317.0670	rubber guide
120	F9317.0681	clamping piece
130	F9317.0821	flat piece
140	F9509.0712	guide rail 70x10x540
150	K3100.0007	counter sunk screw DIN 7991

Pos.	Article - No	Designation
160	K3100.0008	hexagonal head screw DIN 933-
170	K3100.0022	hexagonal head screw DIN 933-
180	K3100.0044	counter sunk screw DIN 7991-
190	K3100.0047	cheese head screw DIN 912-M8x12
200	K3100.0048	set screw DIN 913-M8x16
210	K3100.0290	slotted spring pin DIN 1481-8x24
220	K3100.0660	slotted spring pin 6x55-DIN 1481
230	K3200.0005	washer DIN 125-A8,4
240	K3200.0022	self locking nut DIN 985-M8
250	K3200.0101	clinch nut M6
260	K3700.0010	cap 80x40x4
270	K3700.0012	square plug 70x40x2
280	K3700.0013	square plug 50x30x2
290	K3700.0195	mini cover cap
300	K3700.0392	plug 18,4-20,6mm Nr.391670

6.2 Crosscut fence Compact

B0645.0112

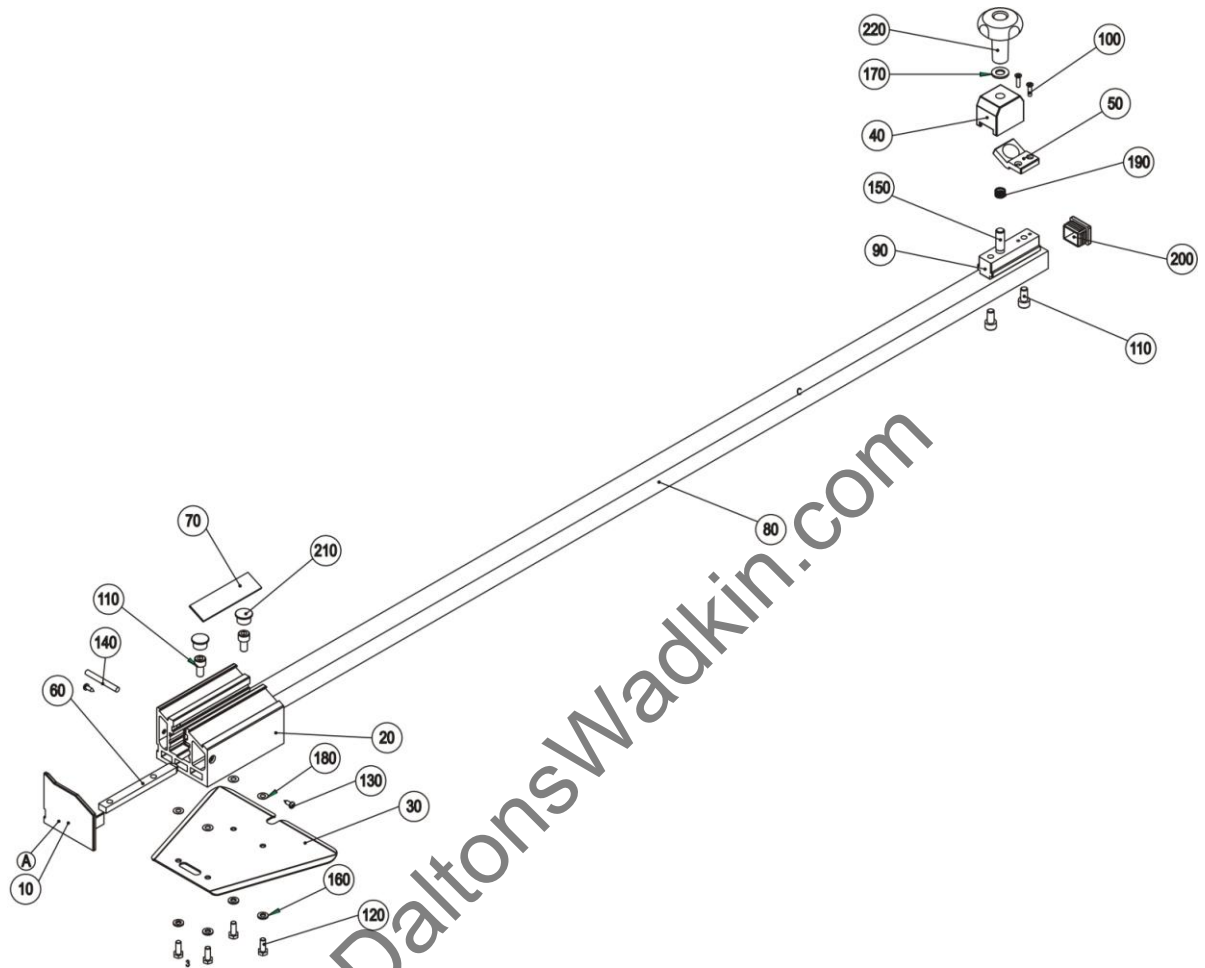


Pos.	Article - No.	Designation
10	B9315.0080	eccentric clamping
20	B9605.0010	flip stop
30	B9605.0031	extension WA bis 2500
40	F9315.0691	overlay
50	F9315.0790	shim ring
60	F9509.1060	centering bush
70	F9605.0640	flat piece
80	F9605.0720	centering bush 16f7x17
90	F9605.0741	profile e
100	F9605.0790	measuring rule 60-1310 / 2,5 - 51,5Zoll

Pos.	Article - No.	Designation
110	F9605.0800	measuring rule 1300 - 2540 / 51 -
120	F9605.0840	angle bracket
130	K3100.0043	cheese head screw DIN 912-M6x16
140	K3100.0053	counter sunk screw DIN 7991-M6x25
150	K3100.0064	blind rivet 4,8x12
160	K3100.0082	counter sunk screw DIN 7991-M6x30
170	K3100.0311	grooved taper pin DIN 1471-6x50
180	K3700.0018	knurled head screw DIN 464-M6x60
190	K3700.0106	knurled head screw M6x70 DIN464

6.2.1 Extension Compact

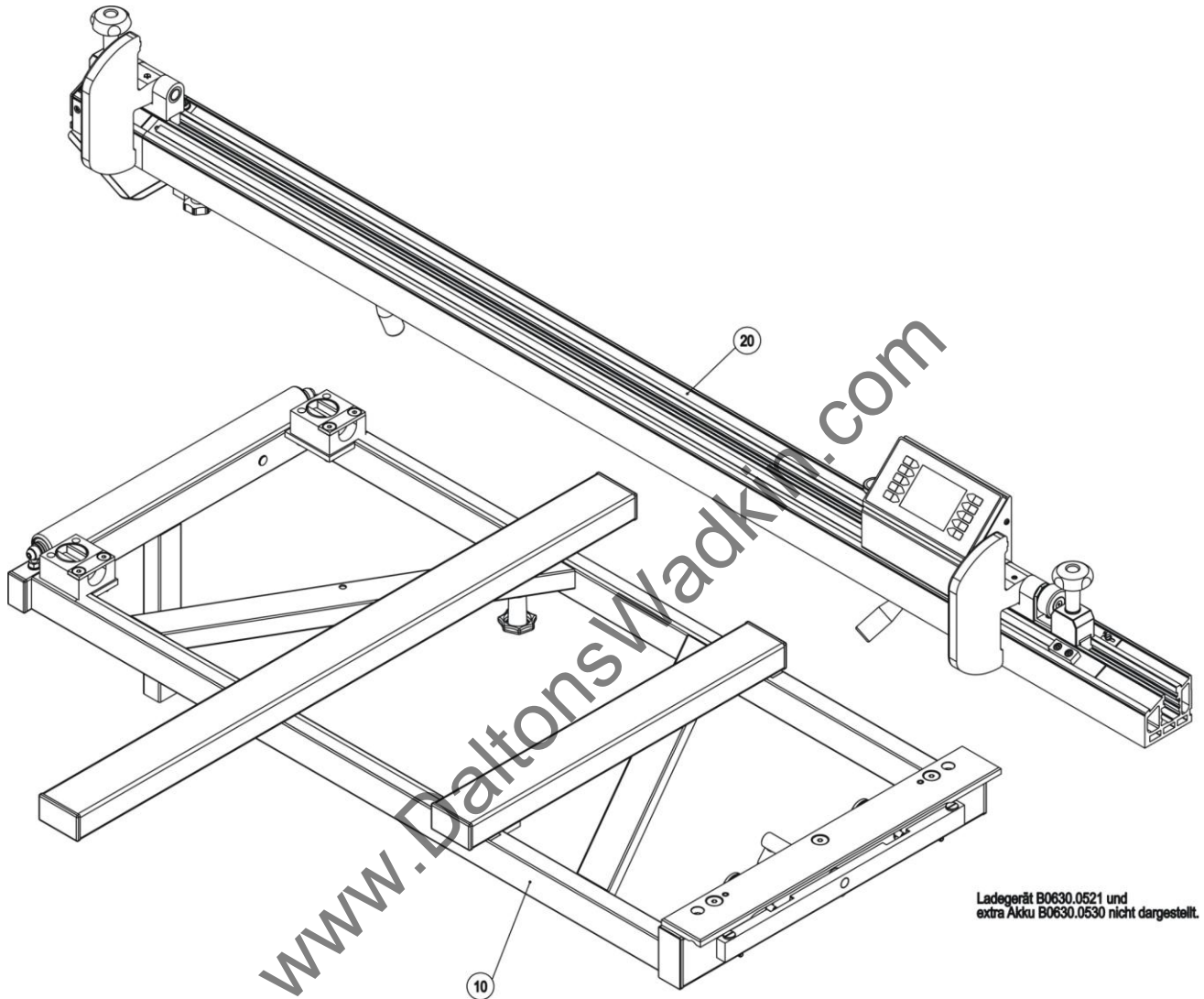
B9605.0031-a



Pos.	Article - No..	Designation
10	F0640.1110	cover cap for extension
20	F9605.0540	profile 2 throw over stop
30	F9605.0570	plate
40	F9605.0601	clamping piece 38x33x45
50	F9605.0620	magnifying glass large
60	F9605.0660	flat piece
70	F9605.0730	label
80	F9605.0760	square tube compact
90	F9605.0891	guide
100	K3100.0056	counter sunk screw DIN 965-M4x16
110	K3100.0085	cheese head screw DIN 912-M8x16
120	K3100.0089	hexagonal head screw DIN 933-M6x16
130	K3100.0310	ABC-SPAX-screw type S 4x12
140	K3100.0311	grooved taper pin DIN 1471 6x50 galZn.
150	K3100.0476	set screw M10x45
160	K3200.0001	washer DIN 125-A6,4
170	K3200.0002	washer DIN 125-A10,5
180	K3200.0117	shim ring DIN 988-6x12x0,5
190	K3600.0015	pressure spring 12x0,8x36
200	K3700.0089	square plug 30x25x2
210	K3700.0104	blind plug D=15,9
220	K3700.0147	star grip nut D=50, H=62

7 Cross slide + Crosscut fence with DIGIT L Crosscuts to 3200

B0645.0101_0

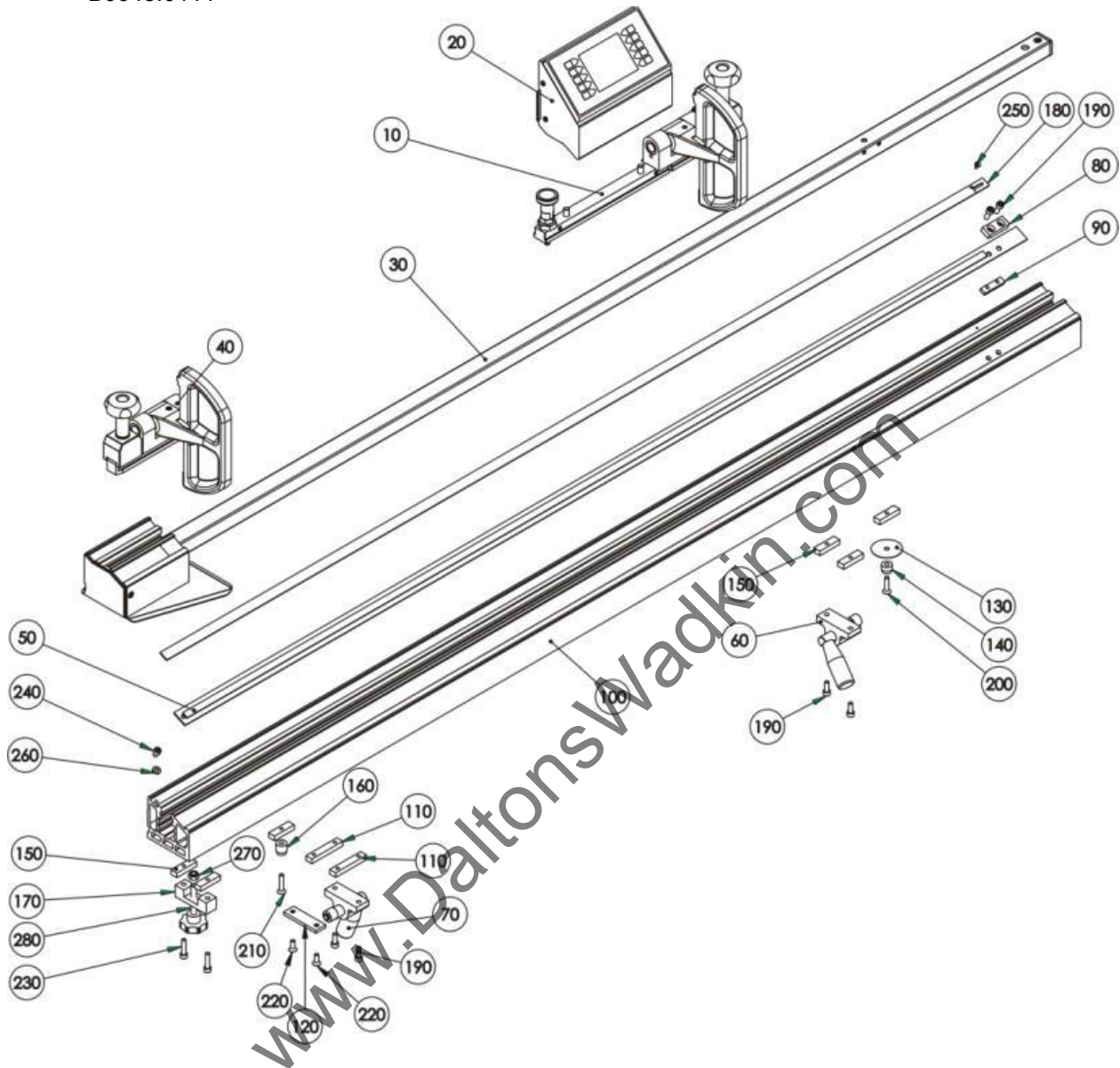


Pos.	Article - No.	Designation
10	B0617.0007	cross slide frame 90° cutting length to 3200mm (Service)
20	B0645.0111	WA_L 3200 crosscut fence kompl. from 06.2011

7.1 Cross slide frame complete Crosscuts to 3200 L See section 5.1 B0617.0007~b

7.2 Crosscut fence with DIGIT L Crosscuts to 3200

B0645.0111

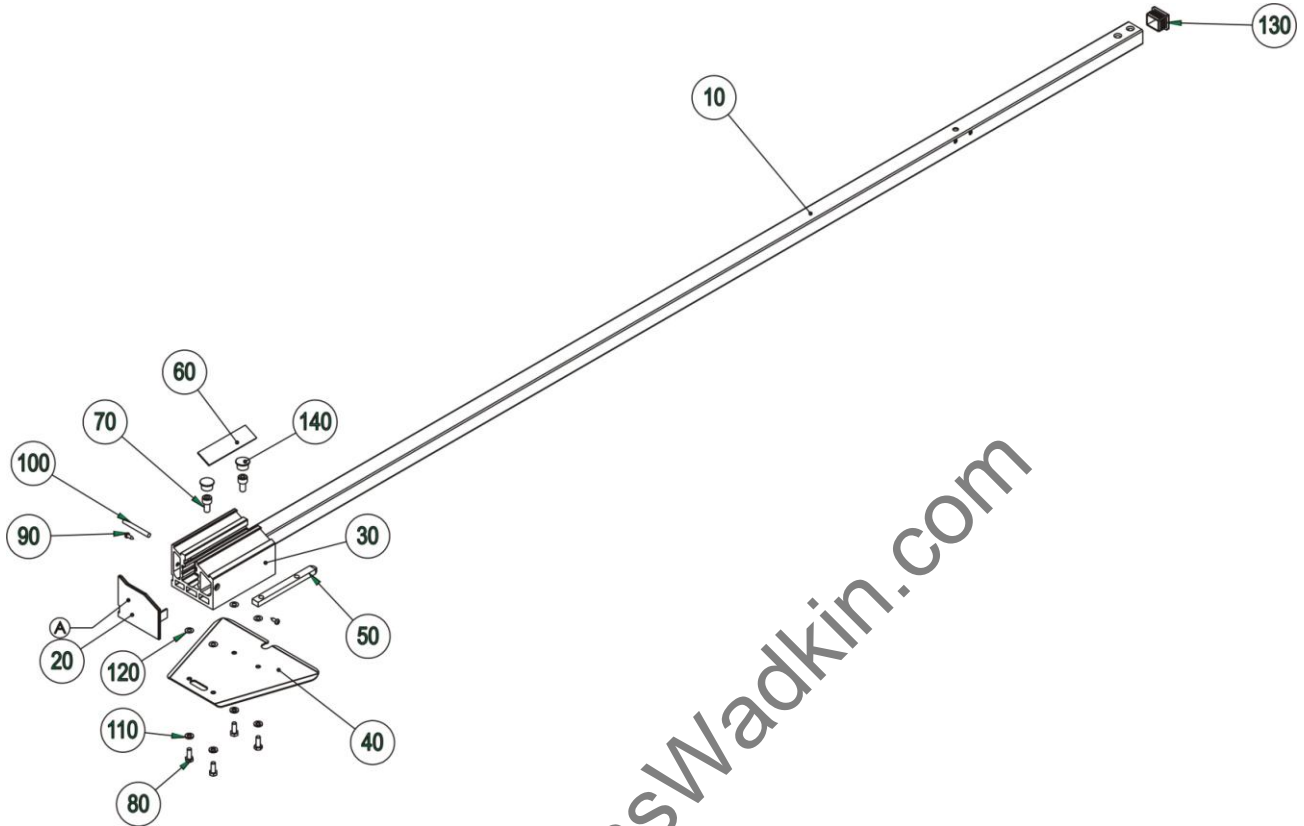


Pos.	Article - No.	Designation
10	B0640.0080	fine adjustment
20	B0640.0103	housing WA/ WGA/ PQS_L 08
30	B0645.0020	extension DIGIT L 90° - Md.2008 -
40	B0645.0025	flip stop WA 3200_L Md.08
50	B0645.0030	magnetic rail DIGIT L 90° - Md.2008 -
60	B0645.0040	eccentric clamping
70	B9315.0080	eccentric clamping
80	F0210.0850	stop
90	F0210.0851	insert
100	F0645.0510	stop profile e DIGIT L Md.2008
110	F0645.0540	insert
120	F0645.0550	overlay
130	F9315.0790	shim ring
140	F9509.1060	centering bush

Pos.	Article - No.	Designation
150	F9605.0640	flat piece
160	F9605.0720	centering bush 16f7x17
170	F9606.0580	flat piece 20x20x63
180	F9606.0680	measuring rule 1760-130mm / 70-5zoll
190	K3100.0043	cheese head screw DIN 912-M6x16
200	K3100.0053	counter sunk screw DIN 7991-M6x25
210	K3100.0082	counter sunk screw DIN 7991 M6x30
220	K3100.0095	counter sunk screw DIN 7991-M6x16
230	K3100.0233	cheese head screw DIN 912-M6x25
240	K3100.0450	cheese head screw DIN 912 M6x8
250	K3100.0752	pan head screw DIN921-M3x8
260	K3200.0001	washer DIN 125 A6,4
270	K3200.0022	self locking nut DIN 985-M8
280	K3700.0116	star grip screw M8x50

7.2.1 Extension DIGIT L Crosscuts to 3200

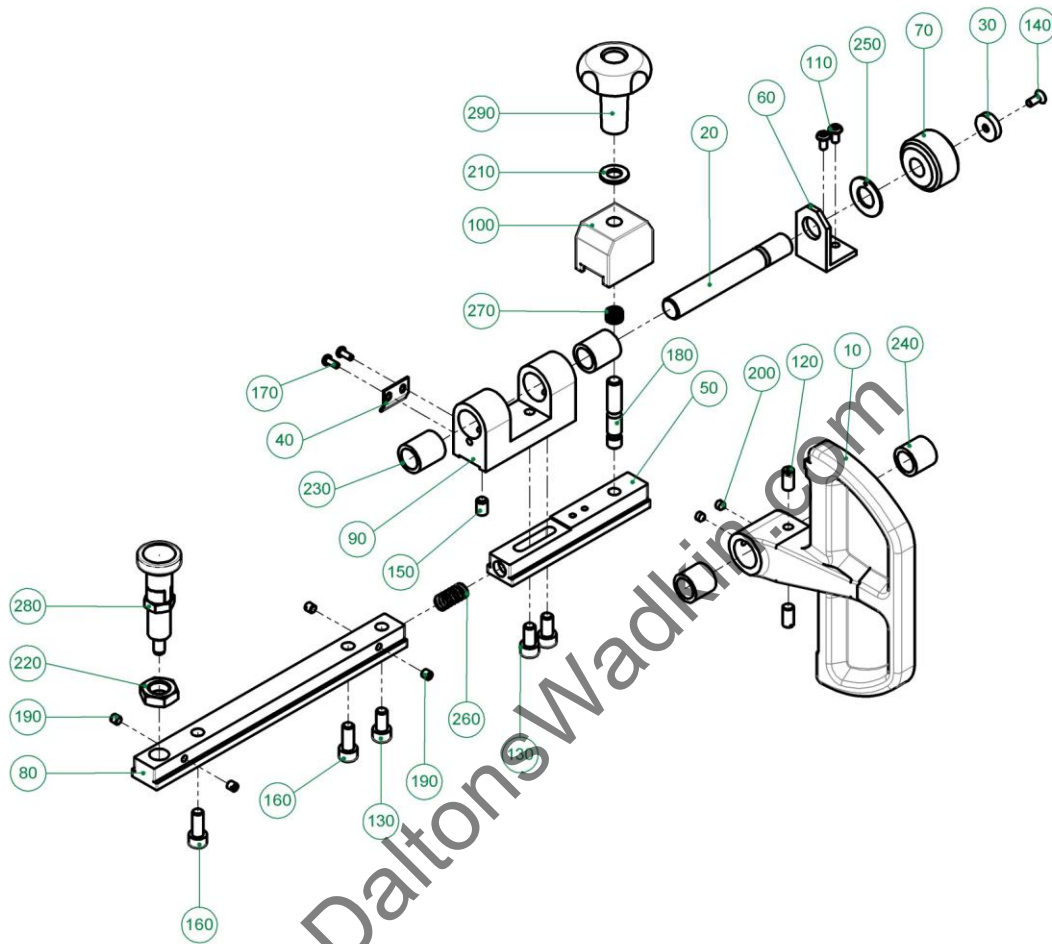
B0645.0020-a



Pos.	Article - No.	Designation
10	B0640.0120	square tube
20	F0640.1110	cover cap for extension
30	F9605.0540	profile
40	F9605.0570	plate
50	F9605.0660	flat piece
60	F9605.0730	label
70	K3100.0085	cheese head screw DIN 912-M8x16
80	K3100.0089	hexagonal head screw DIN 933-M6x16
90	K3100.0310	ABC-SPAX-screw S 4x12
100	K3100.0311	grooved taper pin DIN 1471 6x50 galZn.
110	K3200.0001	washer DIN 125-A6,4
120	K3200.0117	shim ring DIN 988-6x12x0,5
130	K3700.0089	square plug 30x25x2
140	K3700.0104	blind plug D=15,9

7.2.2 Fine adjustment

B0640.0080~0

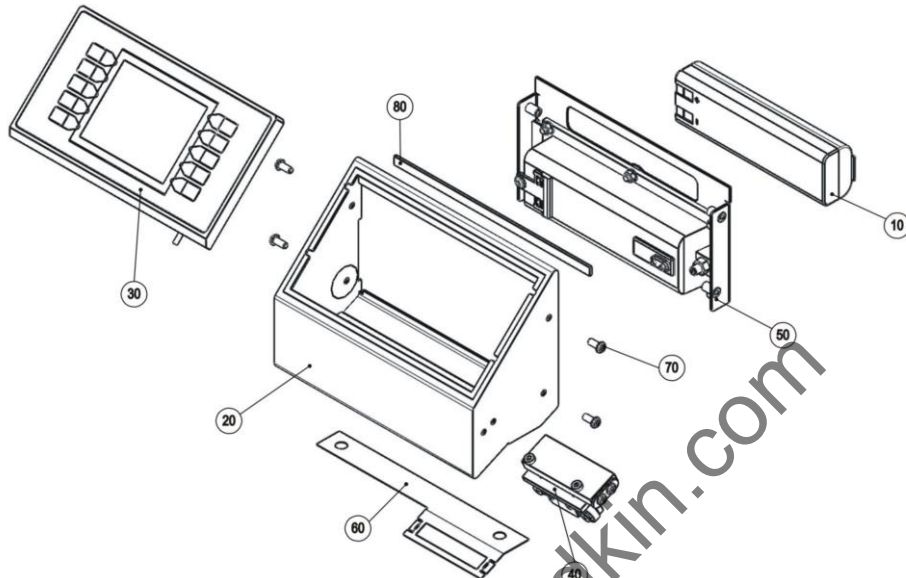


Pos.	Article - No.	Designation
10	F0301.0510	throw over stop
20	F0301.0550	guide axis
30	F0301.0580	washer
40	F0301.0600	indicator
50	F0401.0510	clamping rail
60	F0401.0520	angle
70	F0401.0530	adjustment nut
80	F0640.0540	guide rail
90	F9605.0530	bearing block 50x32x91
100	F9605.0601	clamping piece 38x33x45
110	K3100.0002	oval head screw DIN 7380-M5x10
120	K3100.0062	set screw M8x16
130	K3100.0085	cheese head screw DIN 912-M8x16
140	K3100.0109	counter sunk screw DIN 7991-M5x12
150	K3100.0124	set screw -DIN 913-M8x12

Pos.	Article - No.	Designation
160	K3100.0234	cheese head screw DIN 912 M8x20
170	K3100.0352	oval head screw DIN 7380-M4x10
180	K3100.0476	set screw M10x45
190	K3100.0610	set screw DIN 551-M6x6
200	K3100.0756	set screw DIN 914-M6x6
210	K3200.0002	washer DIN 125 A10,5
220	K3200.0114	hexagonal nut DIN 936-M16x1,5
230	K3300.0034	bearing 162225 SINT
240	K3300.0069	bearing $\varnothing 16/\varnothing 22 \times 20$
250	K3300.0079	DU-washer -WC14DU
260	K3600.0001	pressure spring D-192
270	K3600.0015	pressure spring 12x0,8x36
280	K3700.0023	snap in bolt GN617.1-8-A
290	K3700.0147	star grip nut D=50, H=62

7.2.3 Housing (Crosscut fence, Crosscut-mitre fence, DIGIT L)

B0640.0103



Pos.	Article - No.	Designation
10	B0630.0530	LIPO accumulator
20	B0640.0063	housing
30	B0640.0090	panel
40	B0640.0130	holder
50	B0640.0210	housing cover with sliding lid
60	F0640.0790	deflector plate
70	K3100.0352	oval head screw DIN 7380-M4x10
80	K9400.0352	foam rubber 7x2mm black

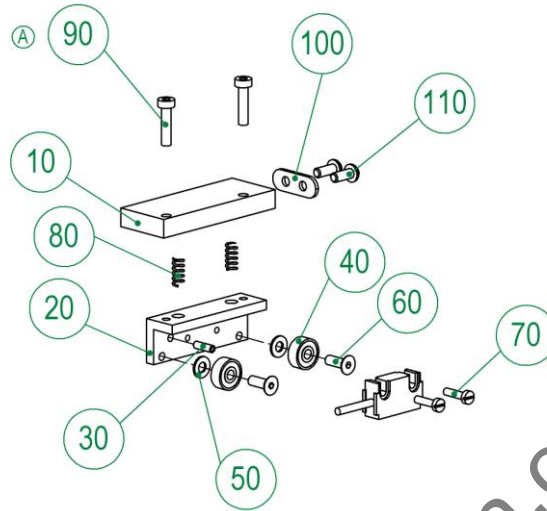
7.2.4 Battery charger

B0630.0521 not shown graphically

Pos.	Article - No..	Designation
10	B0630.0070	battery charger
20	K6750.0004	switch-mode power supply
30	K6420.0610	connecting cable

7.2.5 Holder reading head

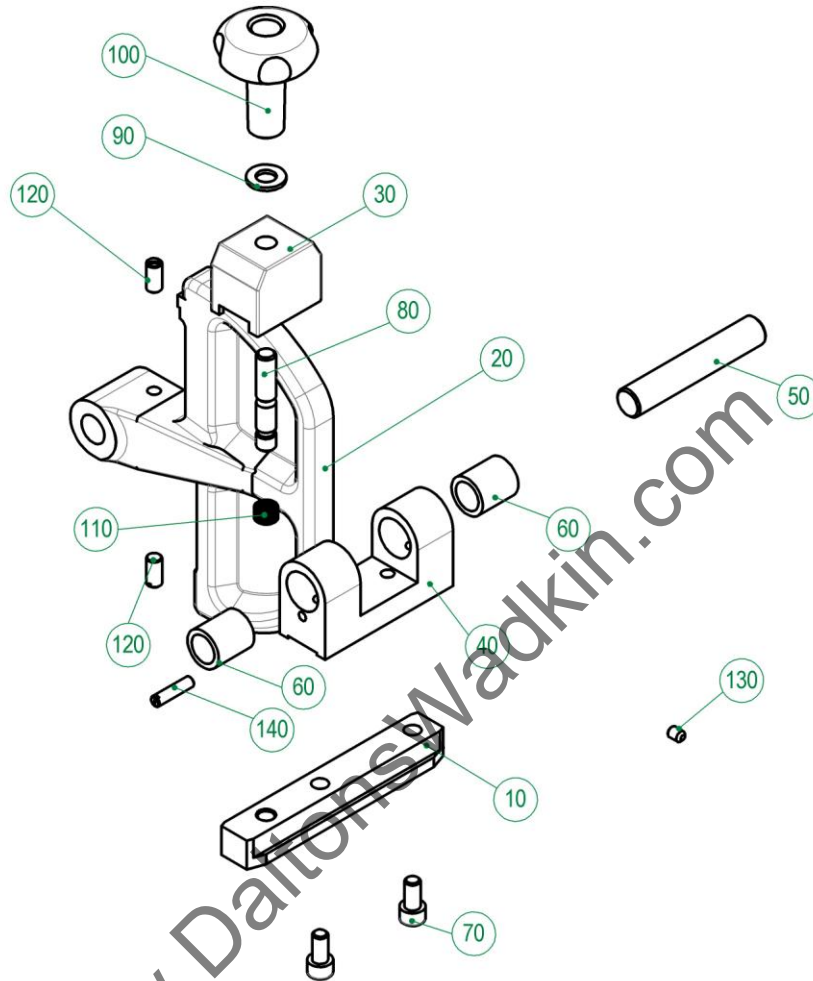
B0640.0130~-a



Pos.	Article - No.	Designation
10	F0640.0640	block
20	F0640.0650	angle bracket for reading head
30	K3100.0023	slotted spring pin3x10
40	K3300.0844	ball bearing 624 EE
50	K3200.0027	washer DIN 125-A4,3
60	K3100.0276	counter sunk screw DIN 7991 M4x12
70	K3100.0214	cheese head screw DIN 84 M3x12
80	K3600.0003	pressure spring DIN 2076-D117 B
90	F0640.0770	guide screw
100	F9606.1000	plate
110	K3100.0352	oval head screw DIN 7380-M4x10

7.2.6 Flip Stop

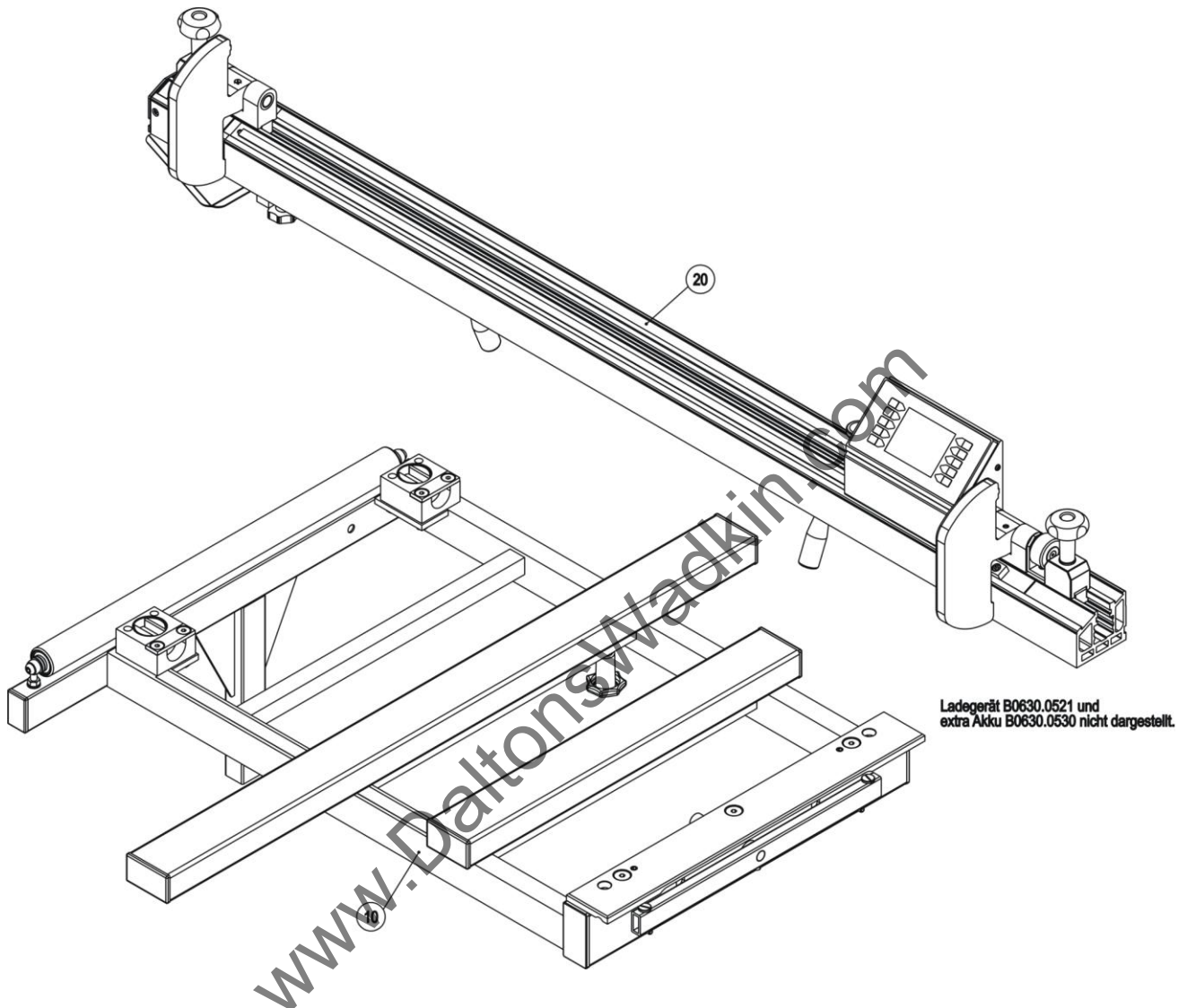
B0645.0025~0



Pos.	Article - No.	Designation
10	F9605.0550	guide rail 25x17,5x138
20	F9605.0521	throw over stop
30	F9605.0601	clamping piece 38x33x45
40	F9605.0530	bearing block 50x32x91
50	F9605.0690	bolt \varnothing 16g6x90
60	K3300.0034	bearing 162225 SINT
70	K3100.0085	cheese head screw DIN 912-M8x16
80	K3100.0476	set screw M10x45
90	K3200.0002	washer DIN 125 A10,5
100	K3700.0147	star grip nut D=50, H=62
110	K3600.0015	pressure spring 12x0,8x36
120	K3100.0062	set screw M8x16
130	K3100.0032	set screw DIN 916-M6x8
140	K3100.0308	set screw DIN551 M6x25 PA

8 Cross slide + Crosscut fence with DIGIT L Crosscuts to 2500

B0645.0103_0



Pos.	Article - No.	Designation
10	B0617.0006	cross slide frame 90° cutting length to 2500mm (Service)
20	B0645.0113	WA_L 2500 crosscut fence kompl. from 06.2011

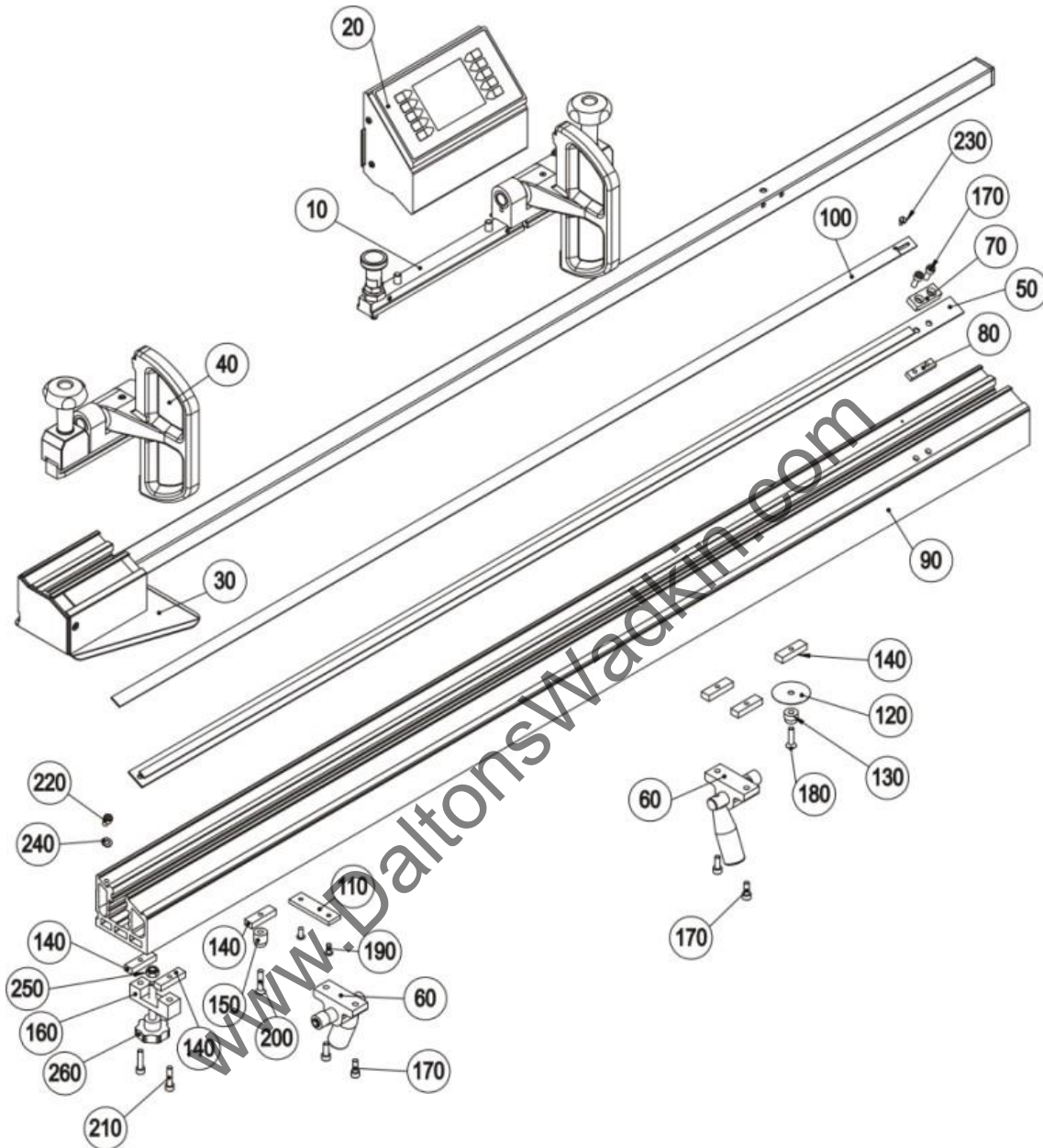
8.1 Cross slide frame (complete) Crosscuts to 2500

B0617.0006~b

see section 6.1

8.2 Crosscut fence with DIGIT L Crosscuts to 2500

B0645.0113~0

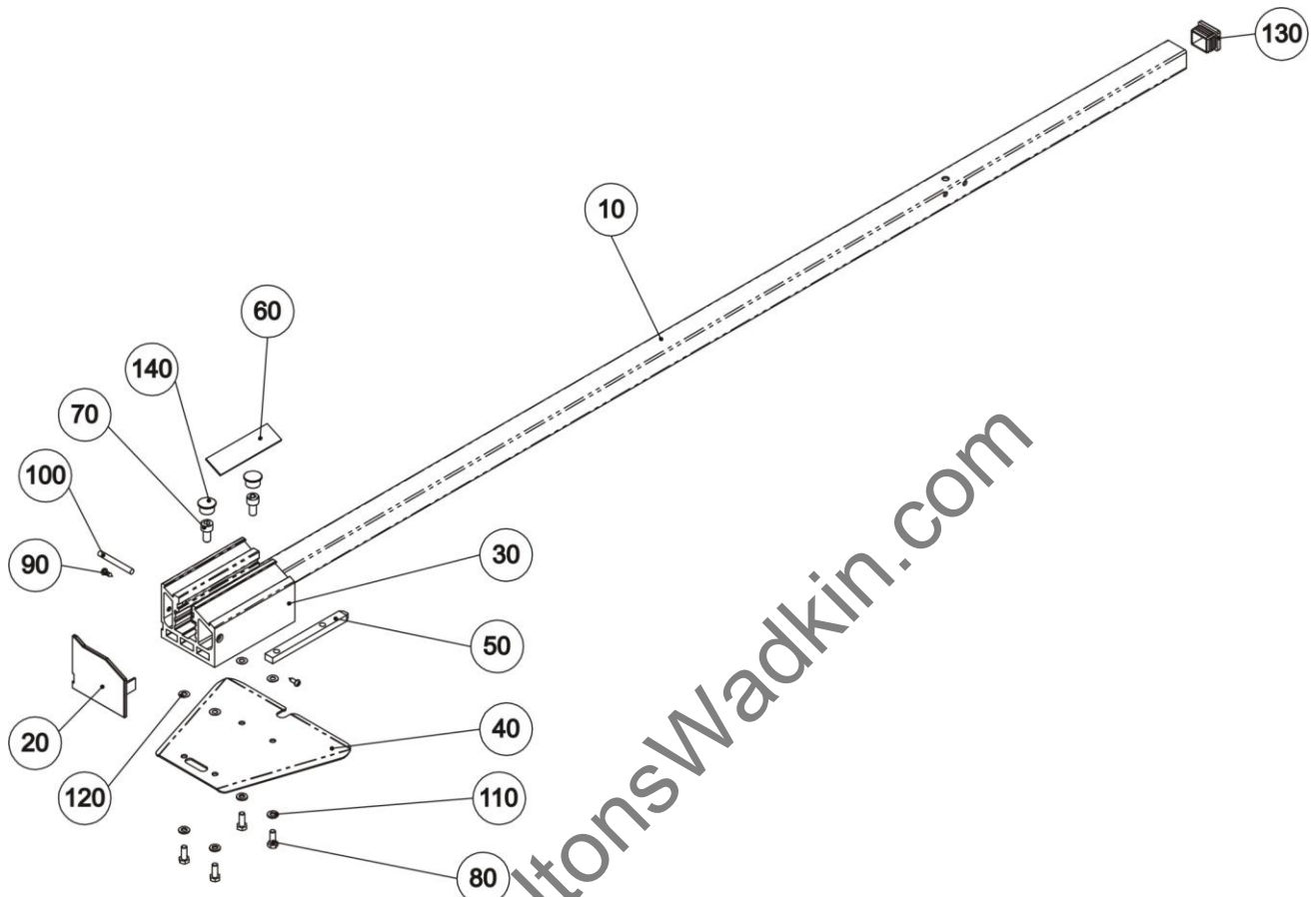


Pos.	Article - No.	Designation
10	B0640.0080	fine adjustment
20	B0640.0103	housing WA/ WGA/ PQS_L from
30	B0645.0016	extension DIGIT L Ablg.2500mm
40	B0645.0025	flip stop WA 3200_L Md.08
50	B0645.0035	magnetic rail Ablg.2500mm
60	B9315.0080	eccentric clamping
70	F0210.0850	stop
80	F0210.0851	insert
90	F0645.0560	stop profile e DIGIT L Ablg.2500
100	F0645.0580	measuring rule DIGIT L Ablg.2500mm
110	F9315.0691	overlay
120	F9315.0790	shim ring
130	F9509.1060	centering bush

Pos.	Article - No.	Designation
140	F9605.0640	flat piece
150	F9605.0720	centering bush 16f7x17
160	F9606.0580	flat piece 20x20x63
170	K3100.0043	cheese head screw DIN 912-M6x16
180	K3100.0053	counter sunk screw DIN 7991-M6x25
190	K3100.0064	blind rivet 4,8x12
200	K3100.0082	counter sunk screw DIN 7991 M6x30
210	K3100.0233	cheese head screw DIN 912-M6x25
220	K3100.0450	cheese head screw DIN 912-M6x8
230	K3100.0752	pan head screw DIN921-M3x8
240	K3200.0001	washer DIN 125-A6,4
250	K3200.0022	self locking nut DIN 985-M8
260	K3700.0116	star grip screw M8x50

8.2.1 Extension Crosscuts to 2500

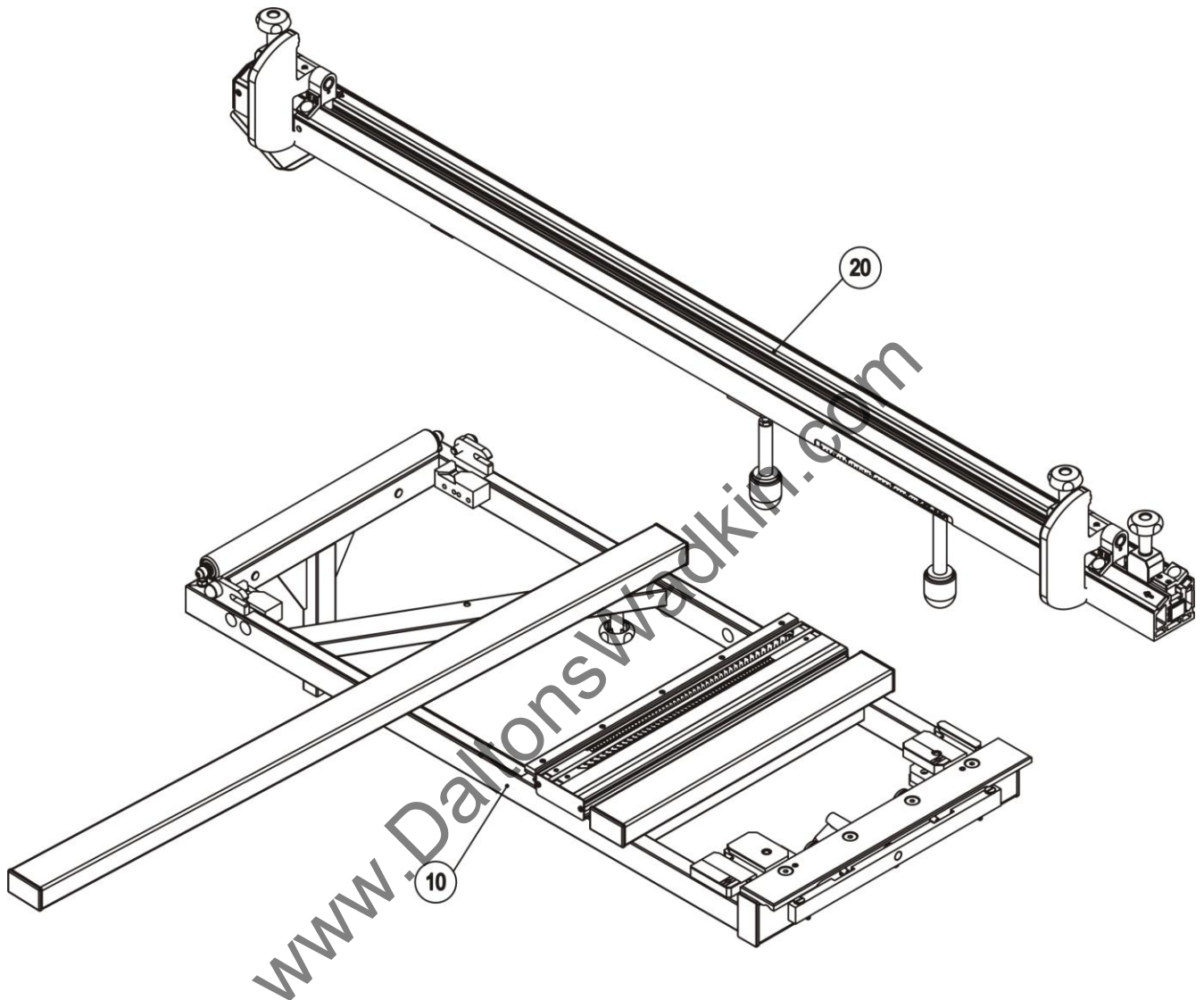
B0645.0016~-b



Pos.	Article - No.	Designation
10	B0645.0050	square tube
20	F0640.1110	end cap
30	F9605.0540	profile 2. throw-over stop
40	F9605.0570	plate
50	F9605.0660	flat piece
60	F9605.0730	plate
70	K3100.0085	cheese head screw DIN 912-M8x16
80	K3100.0089	hexagonal head screw DIN 933-M6x16
90	K3100.0310	ABC-SPAX-screw Typ S 4x12
100	K3100.0311	groover taper pin DIN 1471 6x50 galZn. 1
110	K3200.0001	washer DIN 125-A6,4
120	K3200.0117	shim ring DIN 988-6x12x0,5
130	K3700.0089	square plug 30x25x2
140	K3700.0104	blind plug D=15,9

9 Cross slide + Crosscut-mitre fence (WGA)

B0640.0343

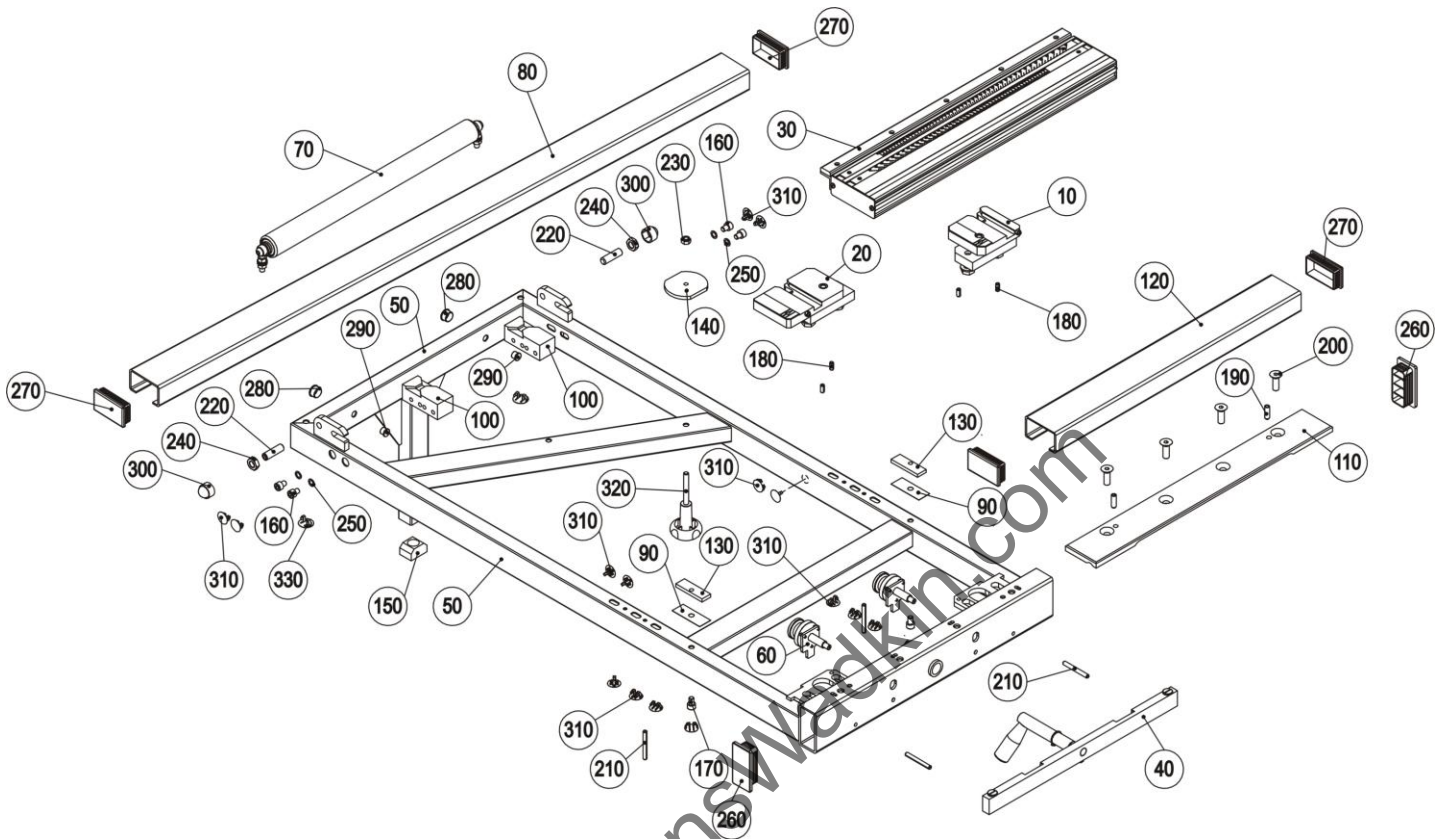


Pos.	Article - No.	Designation
10	B0617.0332	cross slide WGA / WGA_L from 02.2013
20	B0640.0353	stop profile. from 02.2013

Cross slide frame for WGA + WGA_L (cpl.)

9.1 Cross slide frame for WGA + WGA_L (cpl.)

B0617.0332~-a



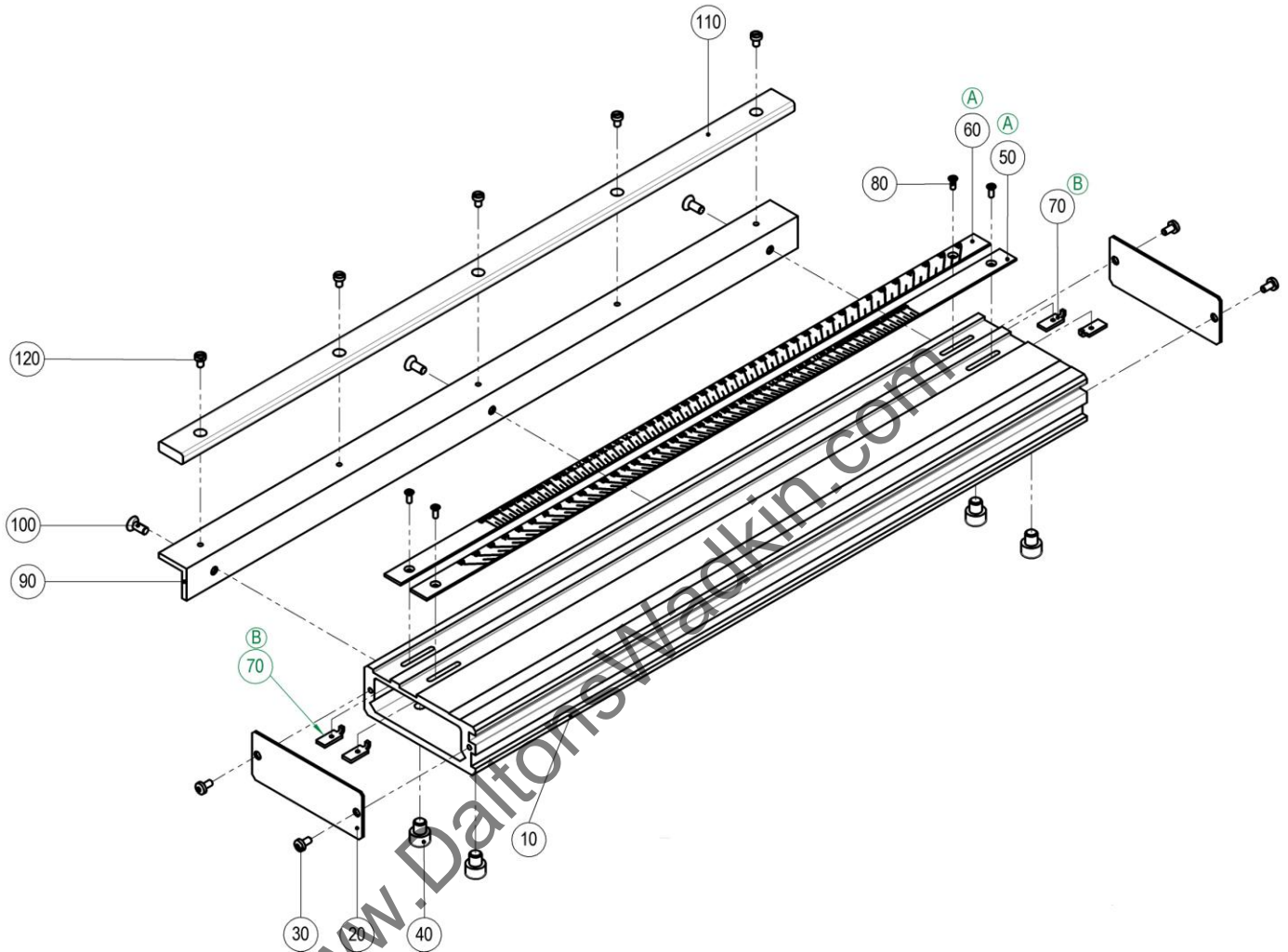
Pos.	Article - No.	Designation
10	B0210.0020	rotation point left
20	B0210.0025	rotation point right
30	B0210.0170	profile e graduation scale rail
40	B0617.0009	clamping
50	B0617.0054	cross slide frame WGA
60	B0650.0160	locking mechanism
70	B9324.0063	roller (465mm long)
80	F0210.0670	C-profile e
90	F0210.1280	base
100	F0210.2181	guide piece
110	F0617.0900	guide rail WGA
120	F9317.0620	C-profile e 1
130	F9317.0641	clamping piece 1
140	F9317.0650	clamping piece 2 Rd.70x6
150	F9317.0670	rubber guide
160	K3100.0037	cheese head screw DIN 912 M8x10
170	K3100.0047	cheese head screw DIN 912 M8x12

Pos.	Article - No.	Designation
180	K3100.0093	slotted spring pinDIN 1481-6x14
190	K3100.0290	slotted spring pinDIN 1481-8x24
200	K3100.0396	counter sunk screw DIN 7991-M10x30
210	K3100.0660	slotted spring pin6x55-DIN 1481
220	K3100.0744	set screw DIN 913-M12x40
230	K3200.0022	self locking nut DIN 985-M8
240	K3200.0075	hexagonal nut DIN 936-M12
250	K3200.0177	self locked washerS8
260	K3700.0010	cap 80x40x4
270	K3700.0012	square plug 70x40x2
280	K3700.0049	cover cap DP687 D=17,4
290	K3700.0202	blind plug D=11,1
300	K3700.0244	hexagonal cap GPN 1000/SW19
310	K3700.0252	cover cap D=15-17,5
320	K3700.0355	star grip screw M8x60
330	K3700.0392	blind plug18,4-20,6mm Nr.391670

Cross slide frame for WGA + WGA_L (cpl.)

9.1.1 Profile graduation scale rail

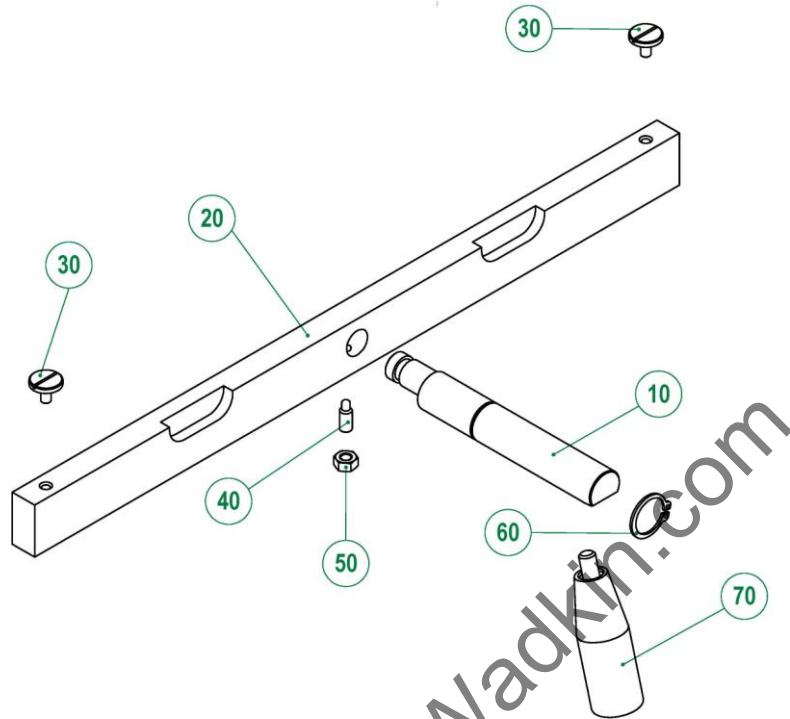
B0210.0170~-b



Pos.	Article - No.	Designation
10	F0210.1500	tape measure rail
20	F0210.1030	cover plate
30	K3100.0869	M4x8 DIN 7500 Torx
40	K3100.0094	cheese head screw DIN 912 M8x8
50	F0617.0800	graduation scale 90°-41°
60	F0617.0810	graduation scale 41° - 90°
70	F0617.0650	angle bracket
80	K3100.0681	counter sunk screw DIN 965-M3x8
90	F0210.1480	angle
100	K3100.0109	counter sunk screw DIN 7991-M5x12
110	F0210.1490	overlay
120	K3100.0071	cheese head screw M4x6

9.1.2 Eccentric clamping

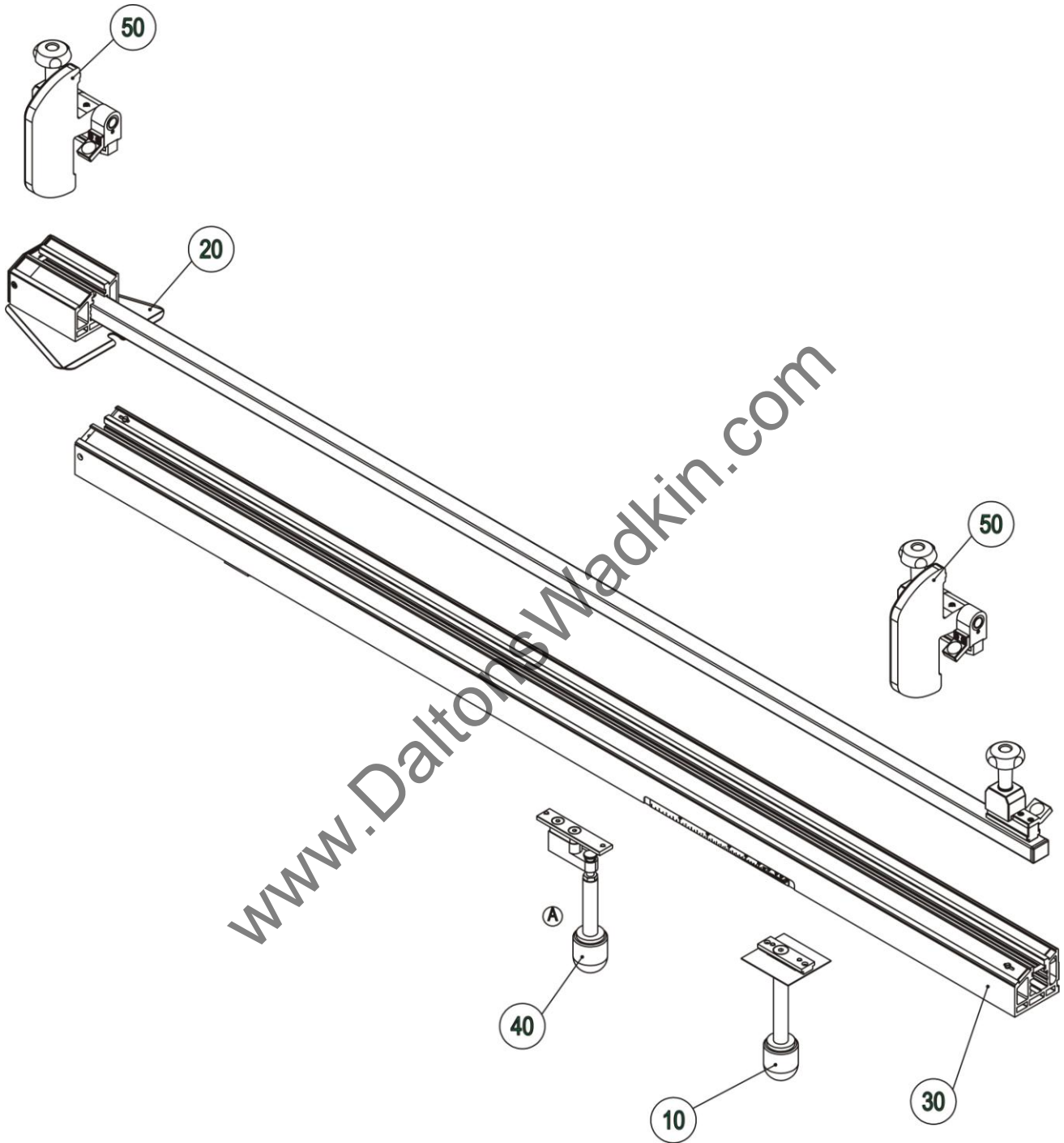
B0617.0009



Pos.	Article - No.	Designation
10	F0610.1530	eccentric shaft
20	F0650.1200	terminal strip
30	K3100.0141	pan head screw DIN 921-M5x10
40	K3100.0184	set screw DIN 915-M6x16
50	K3200.0018	hexagonal nut DIN 934-M6
60	K3200.0021	circlip for shaft DIN 471-20x1,2
70	K3700.0160	cone grip-M8

9.2 Crosscut-mitre fence

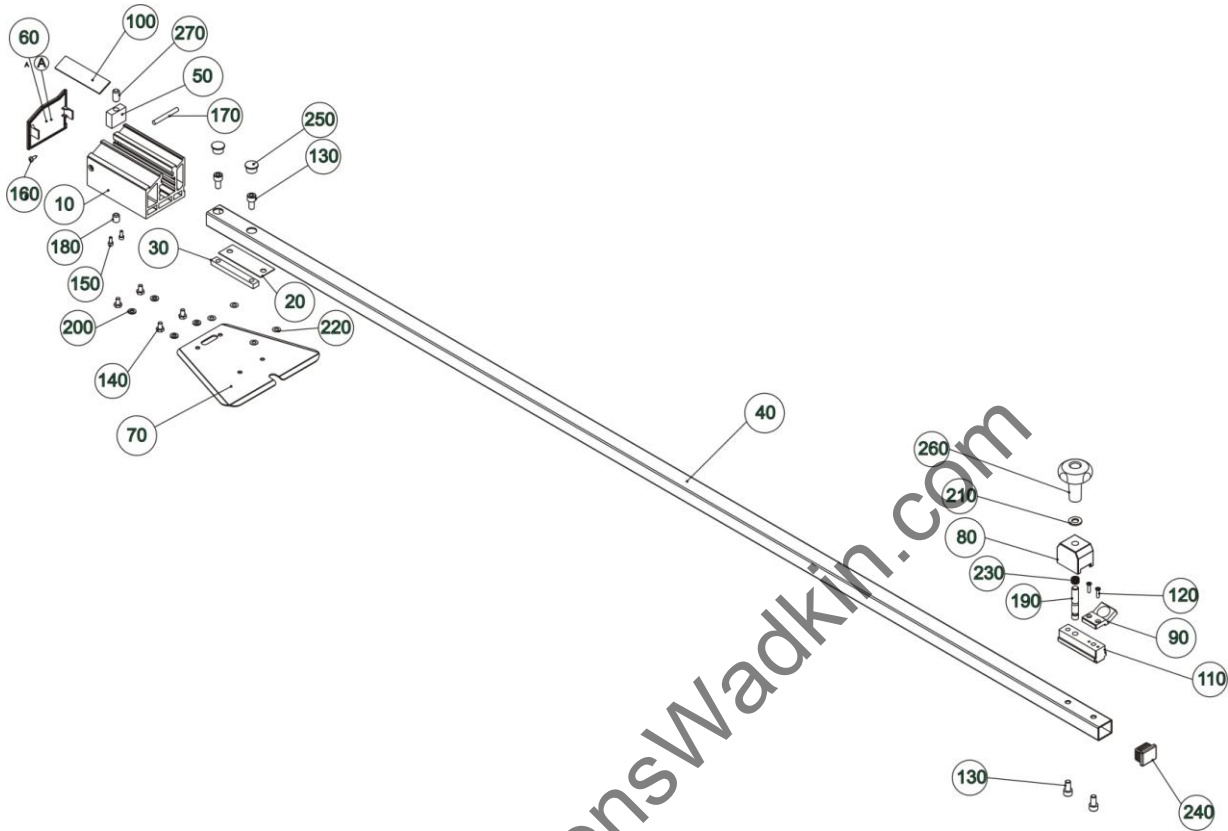
B0640.0353~-a



Pos.	Article - No.	Designation
10	B0210.0019	clamping pivotal point
20	B0210.0046	extension
30	B0640.0015	stop profile WGA
40	B0210.0160	clamping graduation scale
50	B9605.0010	flip stop

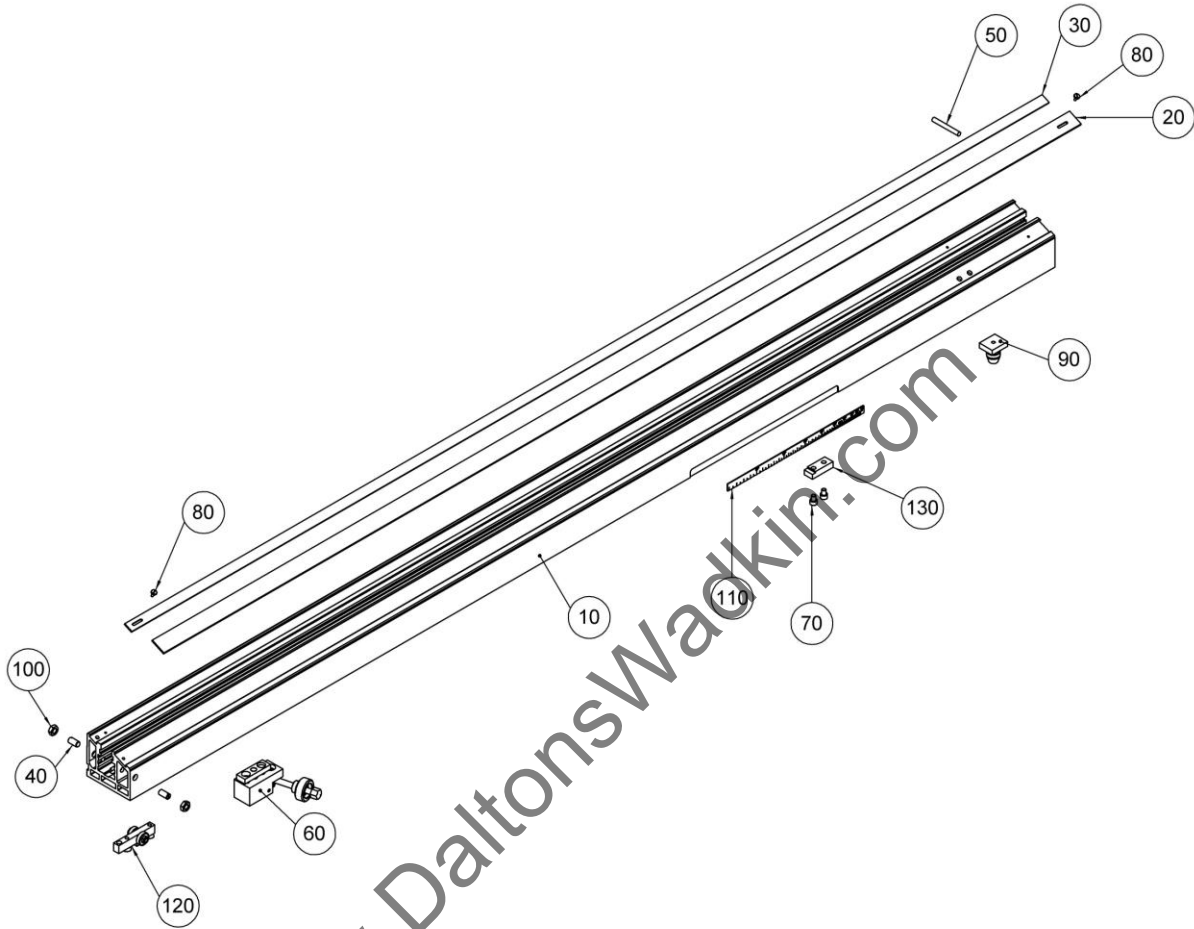
9.2.1 Extension WGA

B0210.0046-a



Pos.	Article - No.	Designation
10	F0210.0628	WGA - profile
20	F0210.1100	distance plate s=1mm
30	F0210.1140	insert
40	F0210.1190	square tube
50	F0210.1290	pressure piece support
60	F0640.1110	cover cap for extension
70	F9605.0570	plate
80	F9605.0601	clamping piece 38x33x45
90	F9605.0620	magnifying glass
100	F9605.0730	label
110	F9605.0891	guide
120	K3100.0056	counter sunk screw DIN 965-M4x16
130	K3100.0085	cheese head screw DIN 912-M8x16
140	K3100.0211	hexagonal head screw DIN 933-M6x10
150	K3100.0297	cheese head screw DIN 912-M4x10
160	K3100.0310	ABC-SPAX-screw Typ S 4x12
170	K3100.0311	set screw DIN 1471 6x50 galZn.
180	K3100.0333	hexagonal head screw DIN 916-M10x12
190	K3100.0476	stud M10x45
200	K3200.0001	washer DIN 125-A6,4
210	K3200.0002	washer DIN 125-A10,5
220	K3200.0117	shim ring DIN 988-6x12x0,5
230	K3600.0015	pressure spring 12x0,8x36
240	K3700.0089	square plug 30x25x2
250	K3700.0104	blind plug D=15,9
260	K3700.0147	star grip nut D=50, H=62
270	K3700.0299	GN615-M10-K

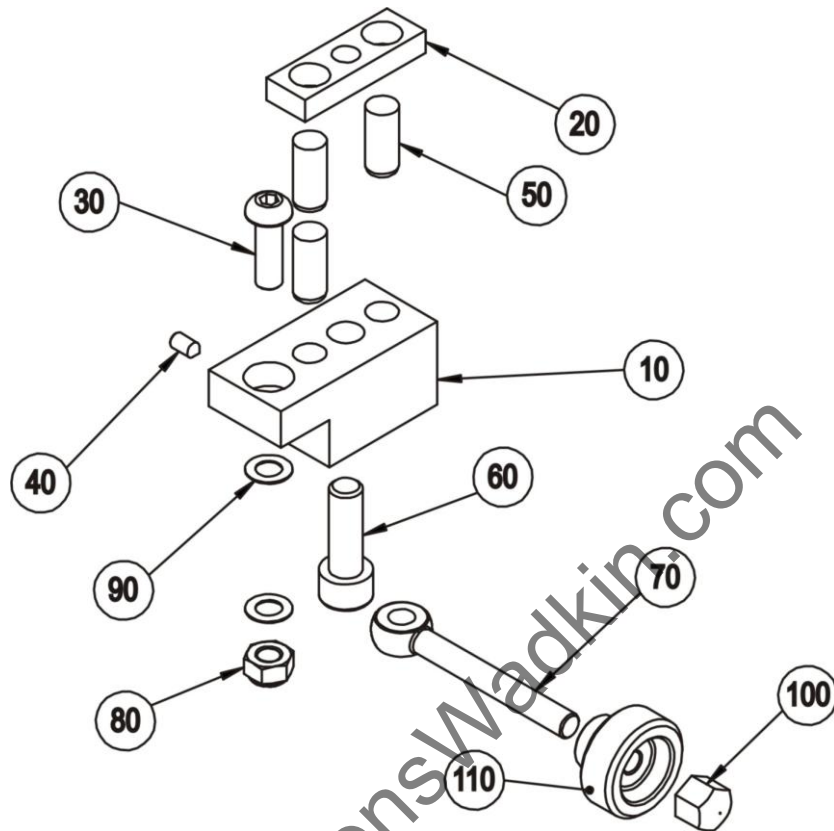
9.2.2 Stop profile WGA B0640.0015~0



Pos.	Article - No.	Designation
10	F0210.0625	WGA profile
20	F0210.1220	measuring rule 1830 - 60mm / 72¼ - 2½zoll
30	F0210.1230	measuring rule 3550 - 1820mm / 140 - 71,5zoll
40	K3100.0062	set screw M8x16
50	K3100.0311	grooved taper pin DIN 1471 6x50 galZn.
60	B0640.0030	90° locking mechanism WGA
70	K3100.0450	cheese head screw DIN 912-M6x8
80	K3100.0752	pan head screw DIN921-M3x8
90	B0640.0035	guidance
100	K3200.0036	hexagonal nut DIN 936-M8
110	F0640.0750	scale
120	B0210.0040	bearing block f. extension
130	F0210.0850	stop

9.2.2.1 90° Locking mechanism

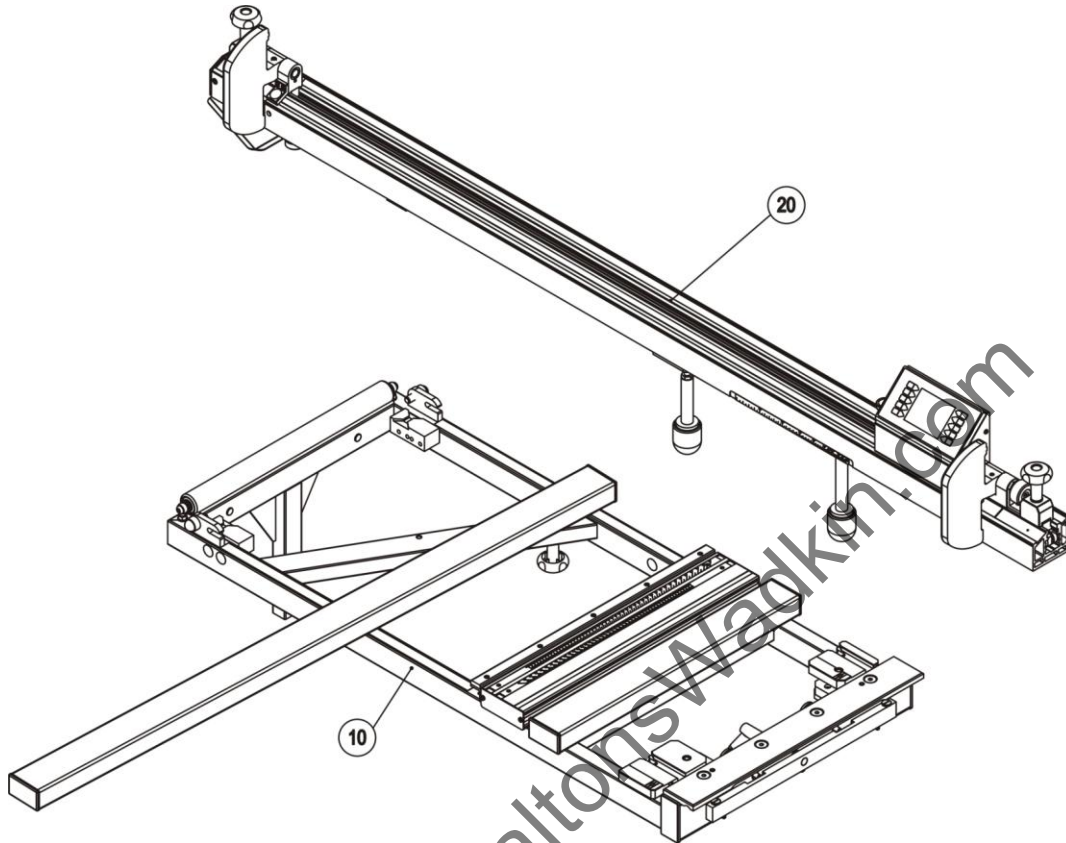
B0640.0030~0



Pos.	Article - No.	Designation
10	F0210.0521	stop profile
20	F0210.0870	insert stop
30	K3100.0050	oval head screw ISO 7380 M8x25
40	K3100.0075	set screw M5x10
50	K3100.0193	parallel pin DIN 6325 10m6x24
60	K3100.0449	cheese head screw DIN 912 M10x30
70	K3100.0757	eye bolt DIN 444-LBM8x70
80	K3200.0022	self locking nut DIN 985-M8
90	K3200.0081	shim ring DIN 988-8x14x0,5
100	K3200.0222	cap nut DIN 917-M8
110	K3700.0253	knurled nut GN590-32-M8-D

10 Cross slide + Crosscut-mitre fence with DIGIT L (WGA_L)

B0640.0344



Ladegerät B0630.0521 und
extra Akku B0630.0530 nicht dargestellt.

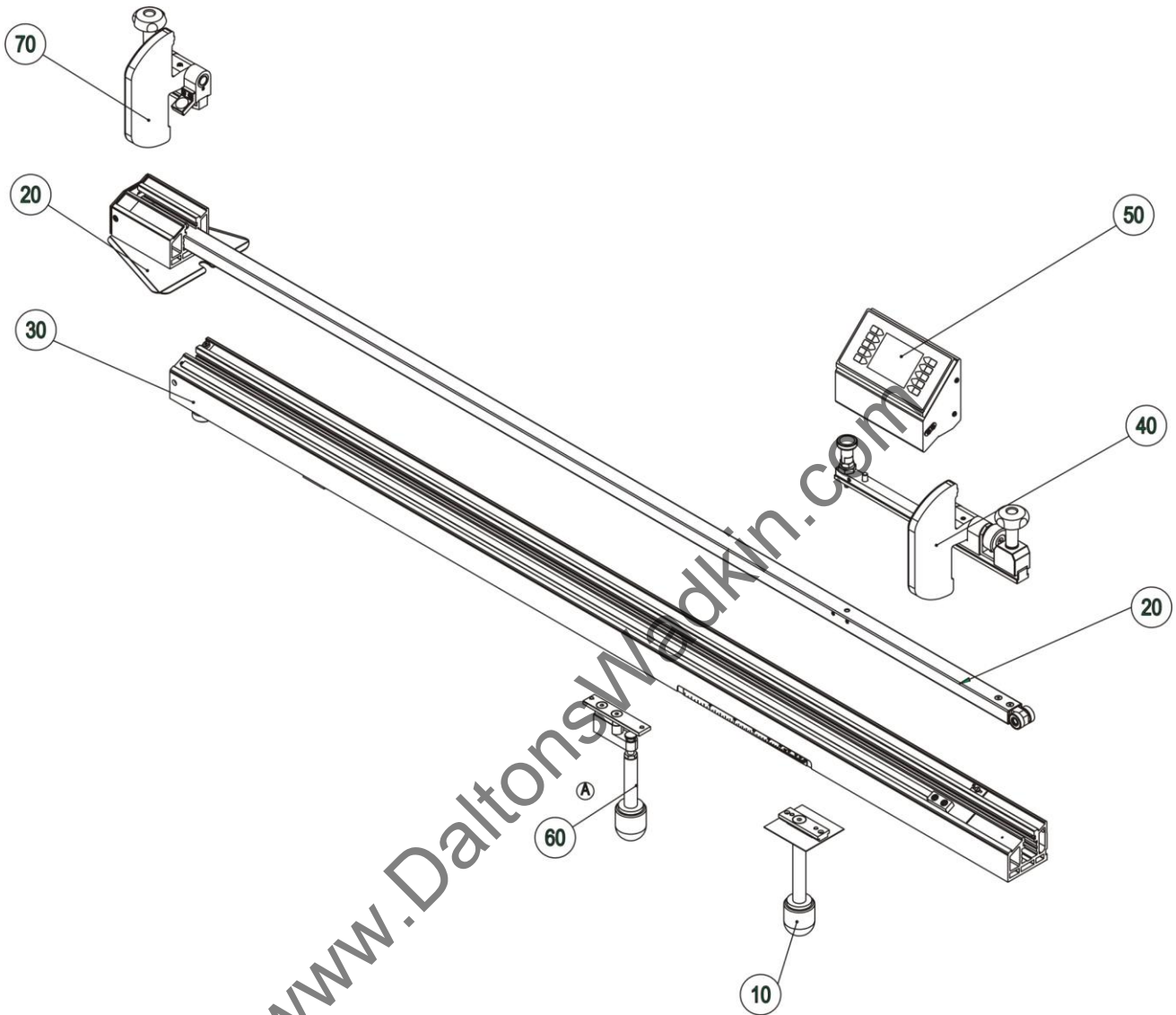
Pos.	Article - No.	Designation
10	B0617.0332	cross slide WGA / WGA_L from 02.2013
20	B0640.0354	stop profile from 02.2013

10.1 Cross slide frame WGA_L
B0617.0332~-a

see section 9.1

10.2 Crosscut-mitre fence with DIGIT L

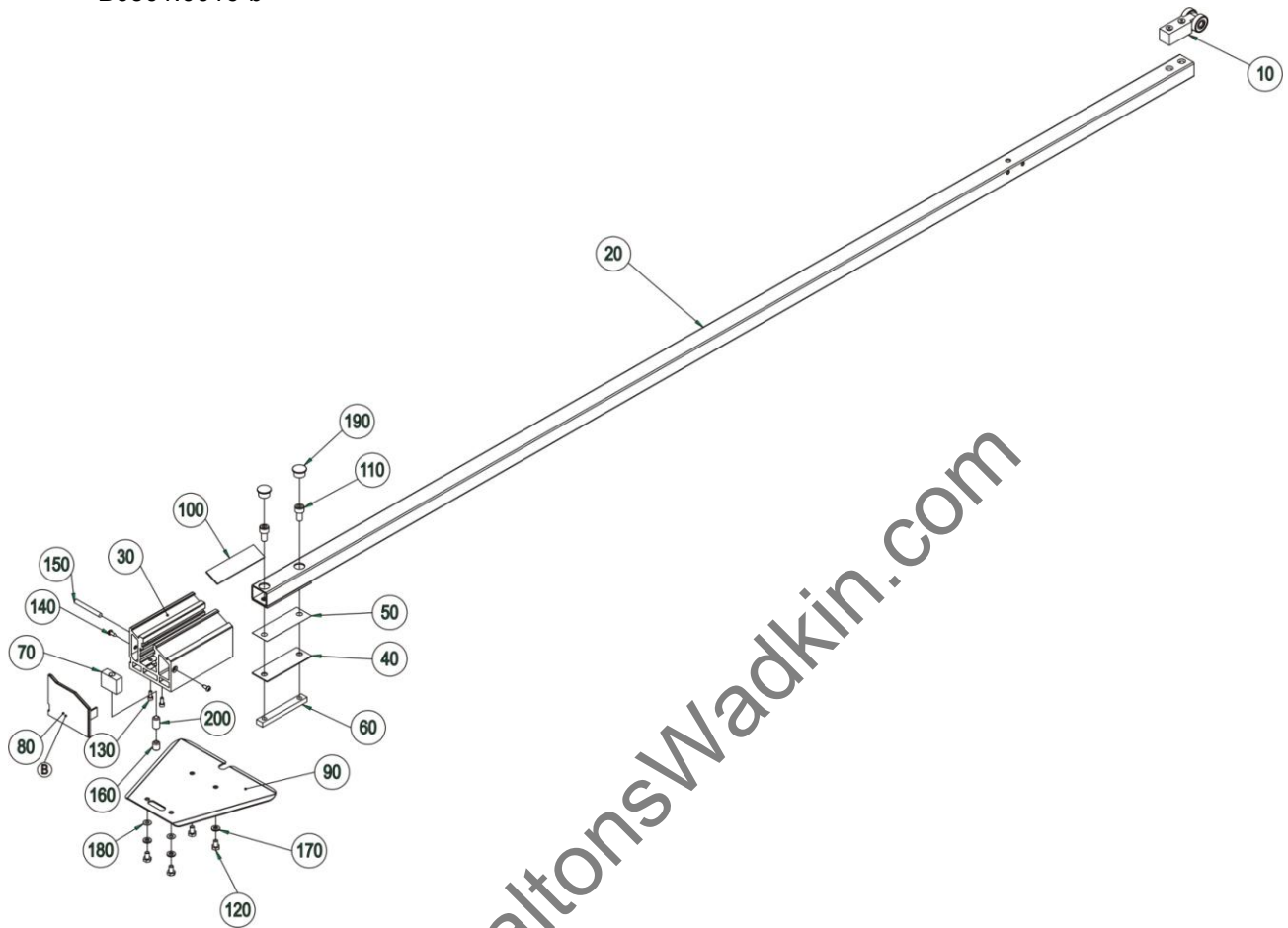
B0640.0354~a



Pos.	Article - No.	Designation
10	B0210.0019	clamping rotation point
20	B0301.0016	extension f. DIGIT_L
30	B0640.0016	stop profile WGA m.Digit_L
40	B0640.0080	fine adjustment
50	B0640.0103	housing WA/ WGA/ PQS_L ab 06.2011
60	B0210.0160	clamping graduation scale
70	B9605.0010	flip stop

10.2.1 Extension WGA_L

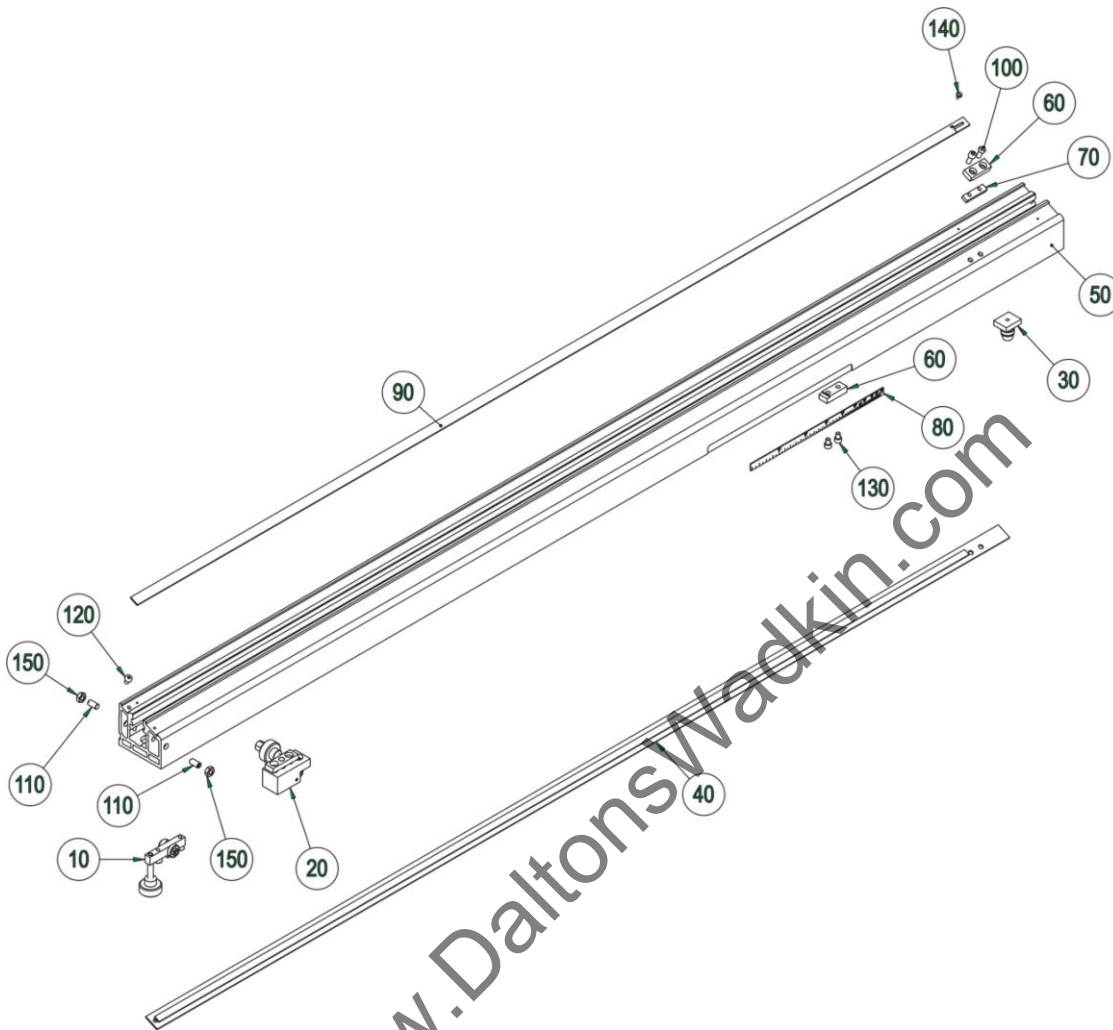
B0301.0016-b



Pos.	Article - No..	Designation
10	B0301.0020	bearing block for extension
20	B0640.0120	square tube
30	F0210.0628	WGA extension profile
40	F0210.1101	distance plate s=1,5mm
50	F0210.1102	distance plate s=0,3mm
60	F0210.1140	insert for extension
70	F0210.1290	support
80	F0640.1110	cover cap for extension
90	F9605.0570	plate
100	F9605.0730	label
110	K3100.0085	cheese head screw DIN 912-M8x16
120	K3100.0211	hexagonal head screw DIN 933-M6x10
130	K3100.0297	cheese head screw DIN 912-M4x10
140	K3100.0310	ABC-SPAX-screw type S 4x12
150	K3100.0311	grooved taper pin DIN 1471 6x50 galZn.
160	K3100.0333	set screw DIN 916-M10x12
170	K3200.0001	washer DIN 125-A6,4
180	K3200.0117	shim ring DIN 988-6x12x0,5
190	K3700.0104	blind plug D=15,9
200	K3700.0299	GN615-M10-K

10.2.2 Stop profile WGA_L

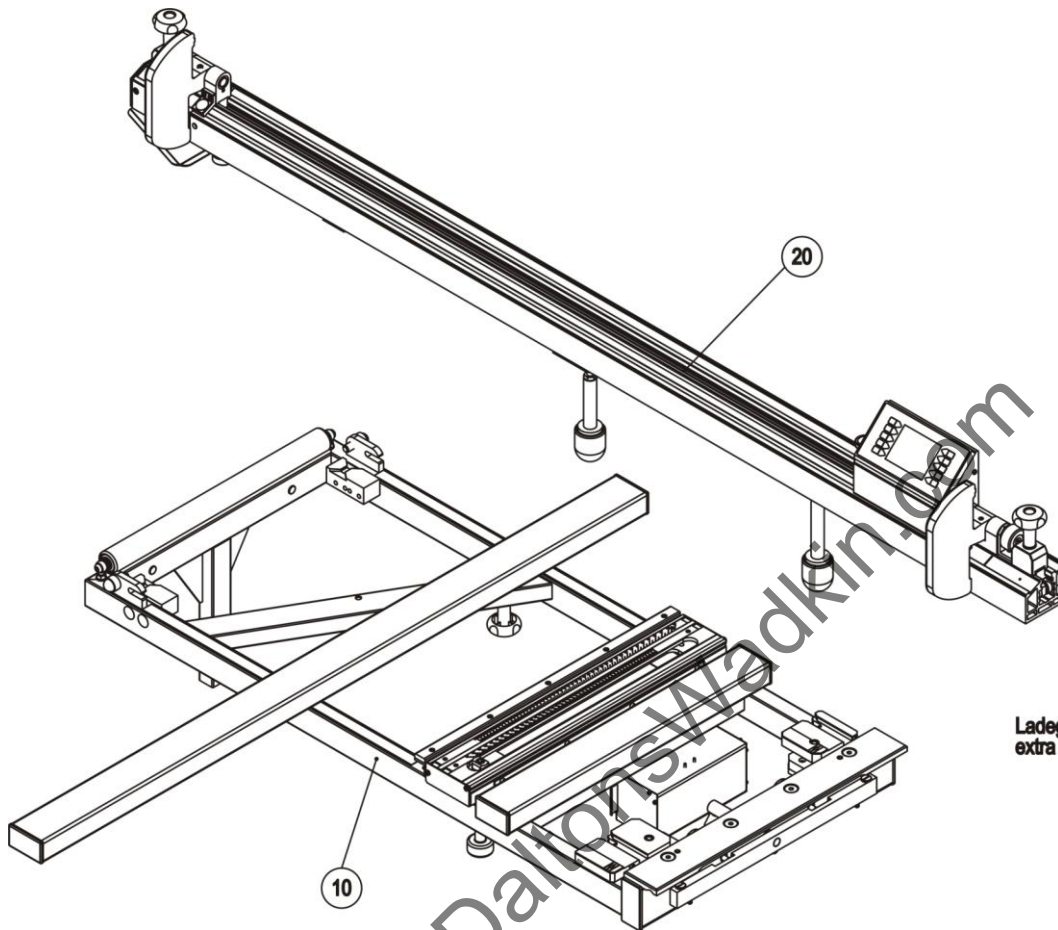
B0640.0016~0



Pos.	Article-No.	Designation
10	B0210.0041	bearing block for extension
20	B0640.0030	90° locking mechanism WGA
30	B0640.0035	guidance
40	B0645.0030	magnetic rail Digit_L 90° - Md.2008 -
50	F0210.0625	profile WGA & WGA Digit_L
60	F0210.0850	stop
70	F0210.0851	insert
80	F0640.0750	scale
90	F9606.0680	measuring rule 1760-130mm / 70-5zoll
100	K3100.0043	cheese head screw DIN 912-M6x16
110	K3100.0062	parallel pin DIN 551-M8x16 PA
120	K3100.0066	cheese head screw DIN 7984-M6x8
130	K3100.0450	cheese head screw DIN 912-M6x8
140	K3100.0752	pan head screw DIN 921-M3x8
150	K3200.0036	hexagonal nut DIN 936-M8

11 Cross slide + Crosscut-mitre fence with DIGIT LD

B0640.0345

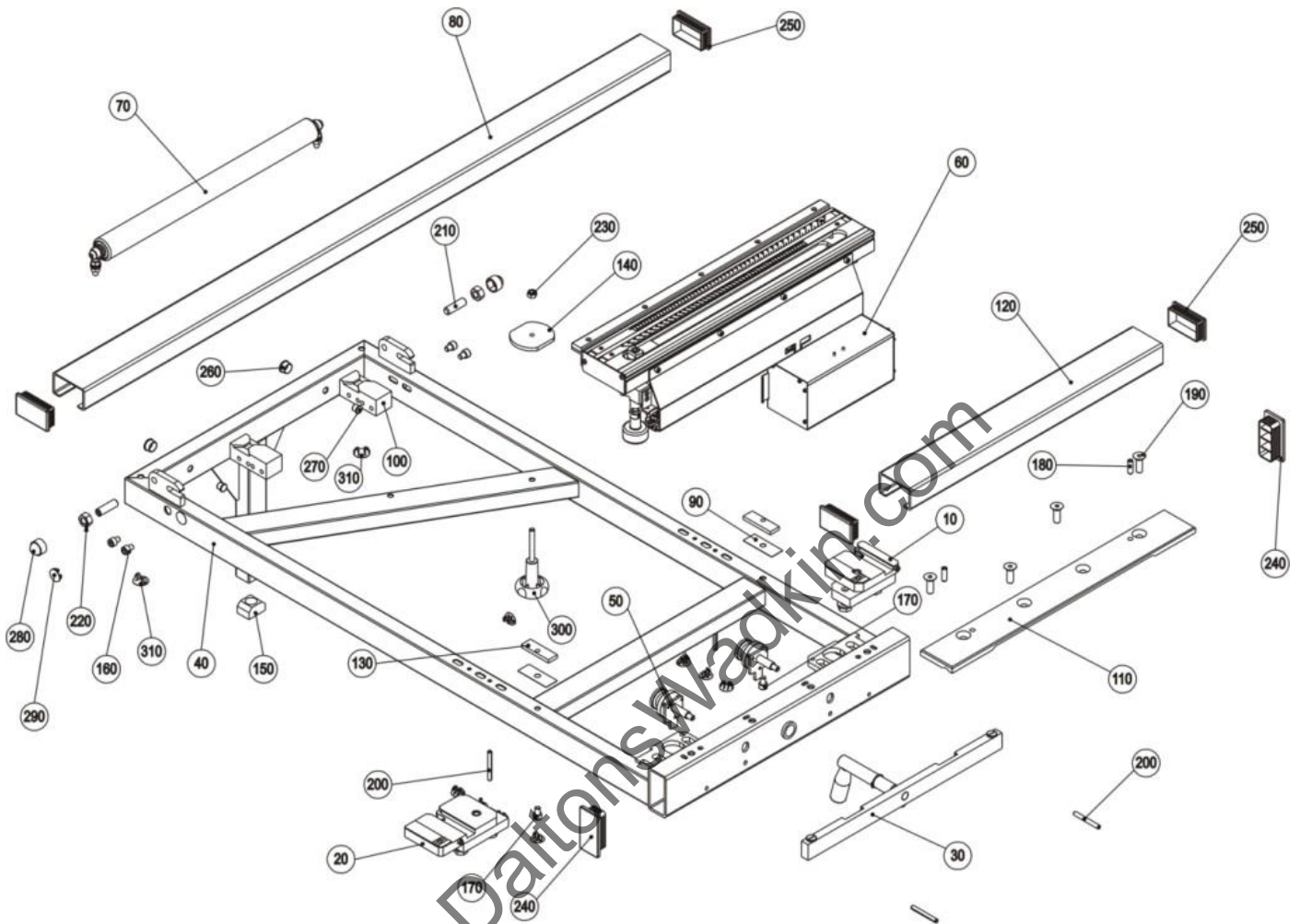


Ladegerät B0630.0521 und
extra Akku B0630.0530 nicht dargestellt.

Pos.	Article - No.	Designation
10	B0617.0333	cross slide WGA_LD Md.2013
20	B0640.0355	stop profile WGA DIGIT L D Md.2013

11.1 Cross slide frame WGA_LD

B0617.0333~-a

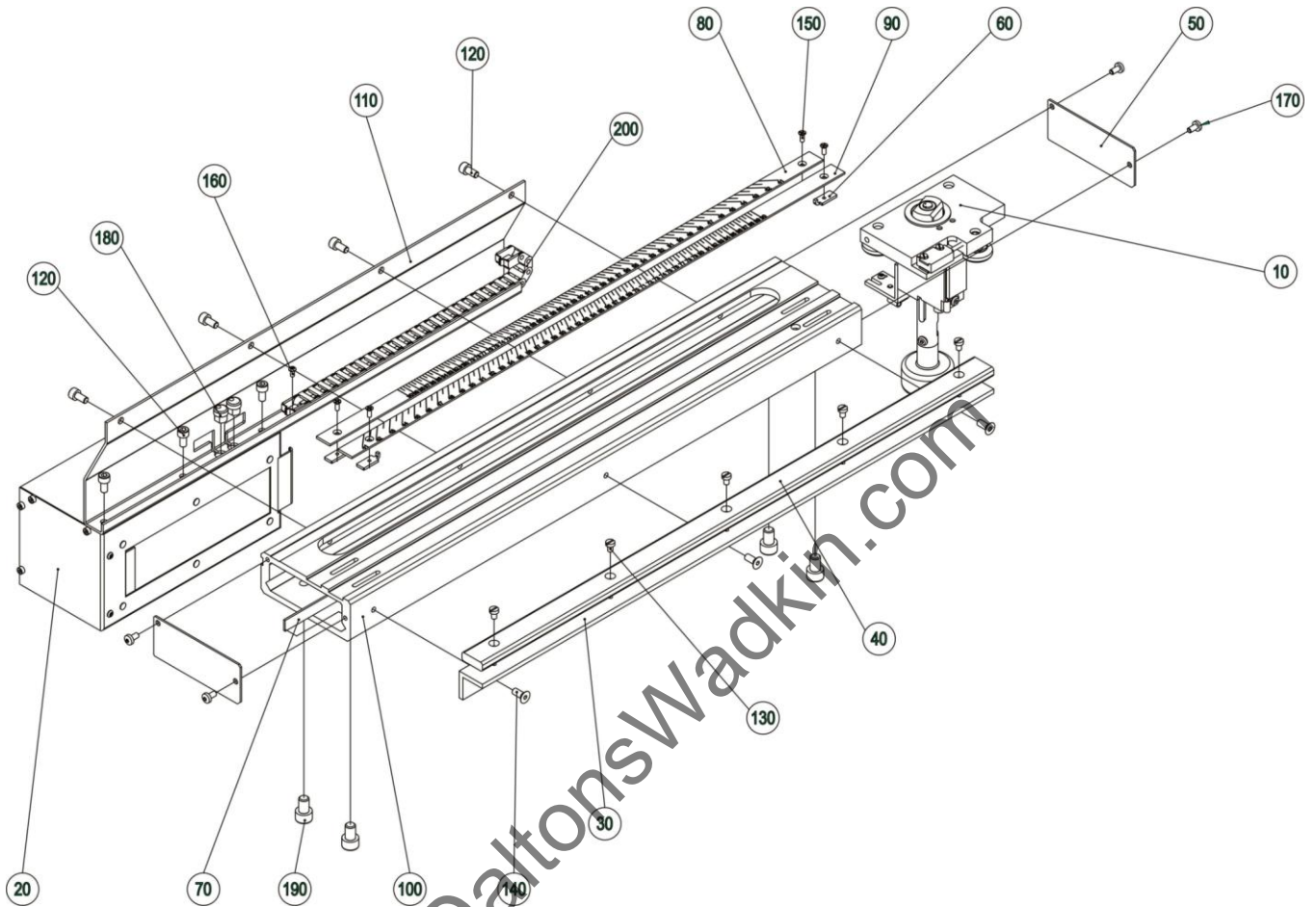


Pos.	Article - No.	Designation
10	B0210.0020	rotation point left
20	B0210.0025	rotation point right
30	B0617.0009	clamping cross slide
40	B0617.0054	cross slide frame WGA
50	B0650.0160	locking mechanism
60	B5217.0029	profile graduation scale rail kpl. WGA
70	B9324.0063	roller (465mm long)
80	F0210.0670	C-profile
90	F0210.1280	base
100	F0210.2181	guide piece
110	F0617.0900	guide rail WGA
120	F9317.0620	C-profile 1
130	F9317.0641	clamping piece 1
140	F9317.0650	clamping piece 2 Rd.70x6
150	F9317.0670	rubber guide
160	K3100.0037	cheese head screw DIN 912 M8x10

Pos.	Article - No.	Designation
170	K3100.0047	cheese head screw DIN 912 M8x12
180	K3100.0290	slotted spring pinDIN 1481-8x24
190	K3100.0396	counter sunk screw DIN 7991-M10x30
200	K3100.0660	slotted spring pin 6x55-DIN 1481
210	K3100.0744	set screw DIN 913-M12x40
220	K3200.0006	hexagonal nut DIN 934-M12
230	K3200.0022	self locking nut DIN 985-M8
240	K3700.0010	cap 80x40x4
250	K3700.0012	square plug 70x40x2
260	K3700.0049	cover cap DP687 D=17,4
270	K3700.0202	blind plug D=11,1
280	K3700.0244	hexagonal protection cap GPN
290	K3700.0252	cap D=15-17,5
300	K3700.0355	star grip screw M8x60
310	K3700.0392	plug 18,4-20,6mm

11.1.1 Profile graduation scale rail with guide carriage

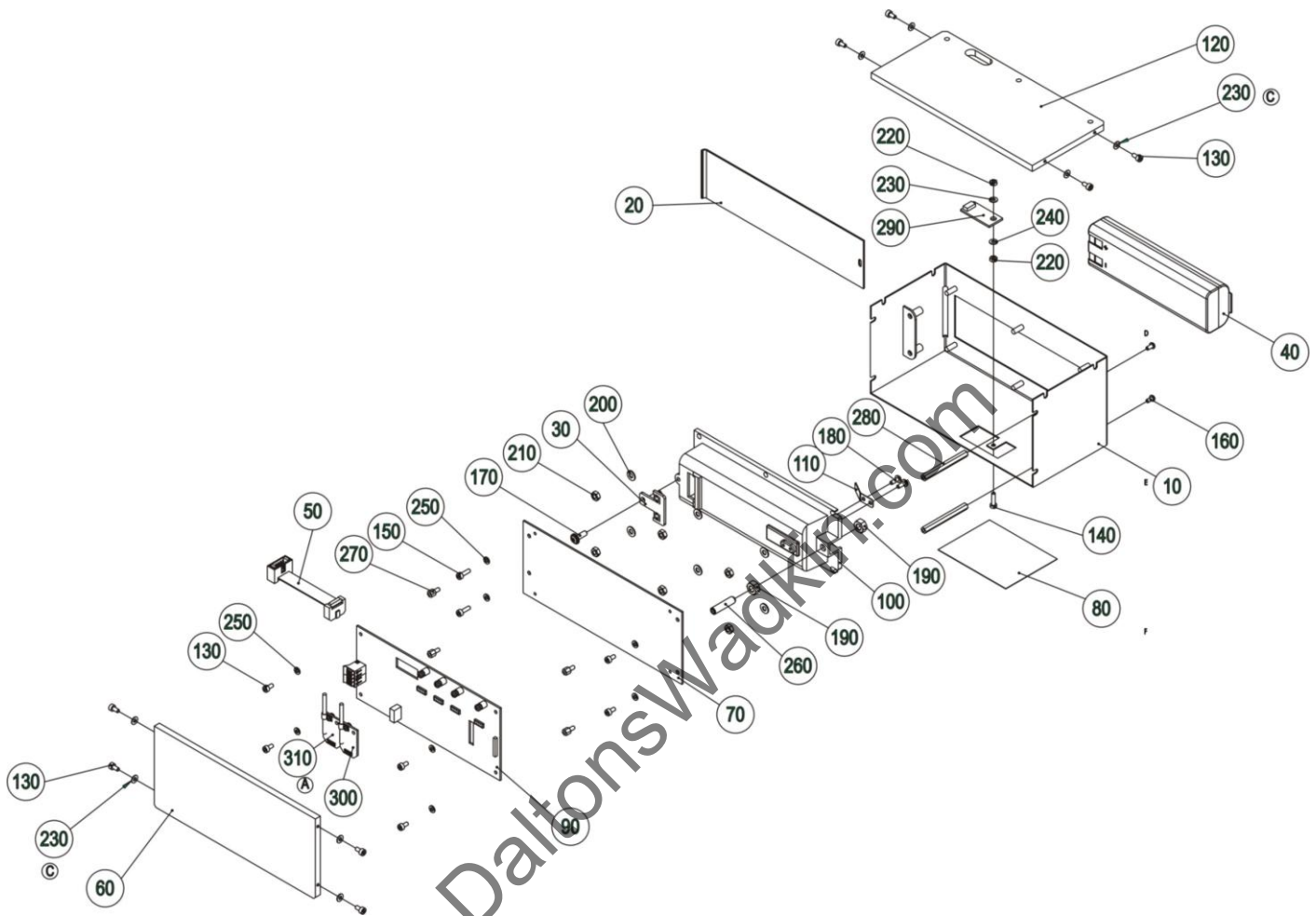
B5217.0029



Pos.	Article - No.	Designation
10	B5217.0030	guide carriage WGA LD
20	B5217.0031	housing WGA LD
30	F0210.1480	angle
40	F0210.1490	support
50	F0210.2070	cover plate
60	F0617.0650	holding angle
70	F0617.0670	magnetic strip WGA_LD
80	F0617.0800	graduation scale 90°-41°
90	F0617.0810	graduation scale 41° - 90°
100	F5217.0537	magnetic rail WGA-LD
110	F5217.0538	cable tray
120	K3100.0004	cheese head screw DIN 912-M5x10
130	K3100.0071	cheese head screw M4x6
140	K3100.0109	counter sunk screw DIN 7991-M5x12
150	K3100.0681	counter sunk screw DIN 965-M3x8
160	K3100.0755	oval head screw DIN 7380-M3x6
170	K3100.0869	M4x8 DIN 7500 Torx
180	K6450.0134	pull relief 3,0-4,7mm 77020
190	K3100.0047	cheese head screw DIN 912 M8x12
200	K3700.0465	energy chain E03.10.010.

11.1.2 Electronic

B5217.0031-c

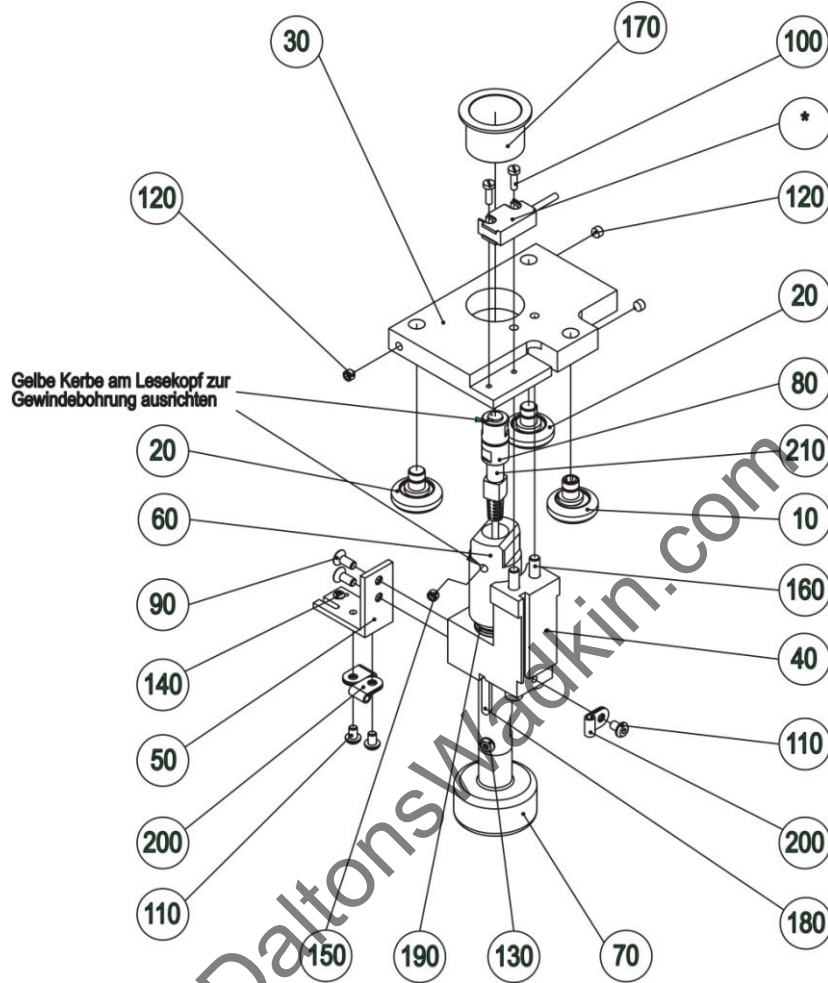


Pos.	Article - No.	Designation
10	B0617.0061	housing WGA_LD Wechselakku
20	B0617.0090	sliding lid
30	B0630.0260	plate
40	B0630.0530	LIPO accumulator
50	B5217.0036	conductor for radio module,
60	F0617.0710	plate
70	F0617.0720	adapter plate WGA_LD Wechselakku
80	F0640.0661	adhesive film
90	F0640.0810	plate PQS/WGA_LD
100	F0640.0840	holder for accumulator T=25,5
110	F0640.0990	spring
120	F5217.0545	basic plate
130	K3100.0264	cheese head screw DIN 912-M3x6
140	K3100.0380	cheese head screw DIN 84-M3x12-PA
150	K3100.0442	cheese head screw DIN 912 M3x10
160	K3100.0755	oval head screw DIN 7380-M3x6

Pos.	Article - No.	Designation
170	K3100.0804	Ejot Delta PT screw WN5451 40x12
180	K3100.0872	Ejot Delta PT screw WN5451 30x8
190	K3200.0018	hexagonal nut DIN 934-M6
200	K3200.0027	washer DIN 125-A4,3
210	K3200.0030	hexagonal nut DIN 934-M4
220	K3200.0047	hexagonal nut DIN 934-M3
230	K3200.0080	washer DIN 125-A3,2
240	K3200.0165	washer DIN 125-A3,2 PA
250	K3200.0166	spring ring B3
260	K3700.0439	spring ndes pressure piece M6x25
270	K6540.0003	distance bolt M3 L=5mm SW=5,5mm
280	K6540.0044	distance bolt M3 L=50mm SW=5mm
290	K6720.0132	radio module 2.4 GHz steckbar
300	K6720.0139	M.-Sensor M5503 950mm LD08 GV
310	K6720.0158	reading head 1400mm WGA LD12 / LL

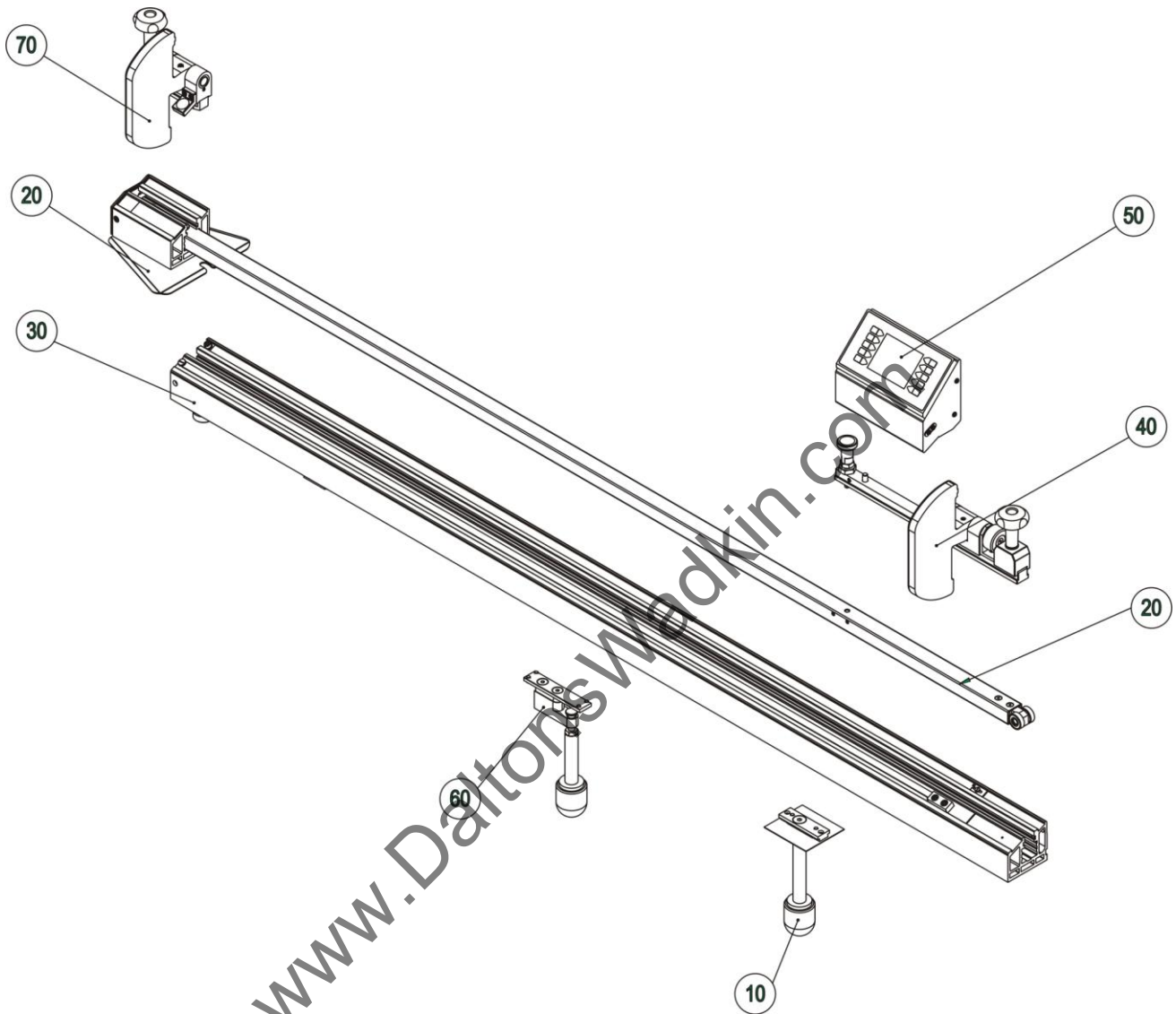
11.1.3 Linear bearing length compensation

B5217.0030



Pos.	Article - No.	Designation
10	B0203.0050	guide roller eccentric
20	B0203.0051	guide roller centric
30	F5217.0539	guide plate
40	F5217.0540	housing for WGA-LD
50	F5217.0541	angle
60	F5217.0542	guide bush
70	F5217.0543	rotary knob
80	F5217.0544	nut
90	K3100.0067	counter sunk screw DIN 7991-M4x10
100	K3100.0210	cheese head screw DIN 84 M3x10
110	K3100.0213	oval head screw ISO 7380 M4x6
120	K3100.0251	set screw DIN 914-M5x5
130	K3100.0352	oval head screw DIN 7380-M4x10
140	K3100.0755	oval head screw DIN 7380-M3x6
150	K3100.0789	set screw M5x4 DIN 916
160	K3100.0929	cheese head screw DIN 912-M5x70
170	K3300.0283	journal bearing GFM-2528-21
180	K3400.0027	parallel key DIN6885-A4x4x22
190	K3600.0102	pressure spring D-180J
200	K6540.0037	clip M4 D=4mm
210	K6720.0158	reading head MS503A-MG

11.2 Crosscut-mitre fence (WGA) DIGIT LD B0640.0355



Pos.	Article - No.	Designation
10	B0210.0019	clamping for pivotal point.
20	B0301.0016	extension . DIGIT_L
30	B0640.0025	stop profile WGA m. Digit_LD Md.2013
40	B0640.0080	fine adjustment
50	B0640.0105	housing WGA_LD from 06.2011
60	B5217.0035	clamping for graduation adjutment
70	B9605.0010	flip stop

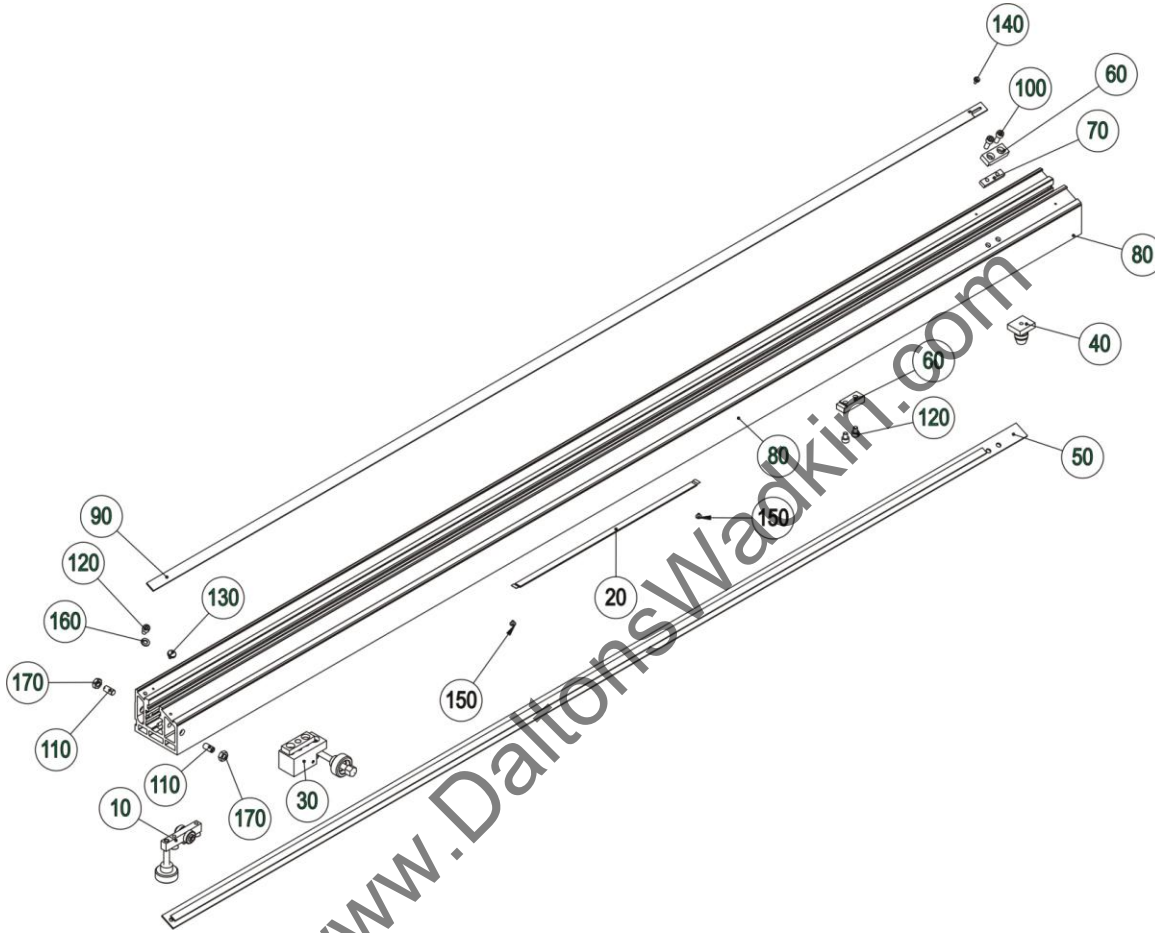
11.2.1 Extension WGA_LD

see section 10.2.1

B0301.0016-b

11.2.2 Stop profile WGA_LD

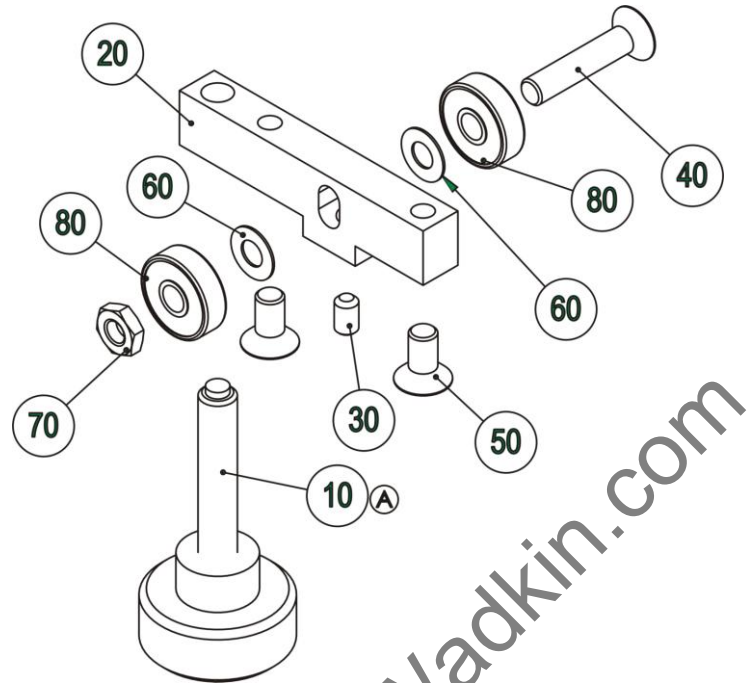
B0640.0025



Pos.	Article - No.	Designation
10	B0210.0041	bearing block for extension
20	B0640.0026	magnetic strip WGA_LD Md.2013
30	B0640.0030	90° locking mechanism WGA
40	B0640.0035	guide top carriage
50	B0645.0030	magnetic rail Digit_L 90° - Md.2008 -
60	F0210.0850	stop
70	F0210.0851	insert
80	F0640.0740	stop profile WGA_LD Md.09
90	F9606.0680	measuring rule 1760-130mm / 70-5zoll
100	K3100.0043	cheese head screw DIN 912-M6x16
110	K3100.0062	set screw M8x16
120	K3100.0450	cheese head screw DIN 912-M6x8
130	K3100.0733	pan head screw M4x8
140	K3100.0752	pan head screw DIN921-M3x8
150	K3100.0971	pan head screw DIN 921-M3x4
160	K3200.0001	washer DIN 125-A6,4
170	K3200.0036	hexagonal nut DIN 936-M8

11.2.3 Bearing block for extension

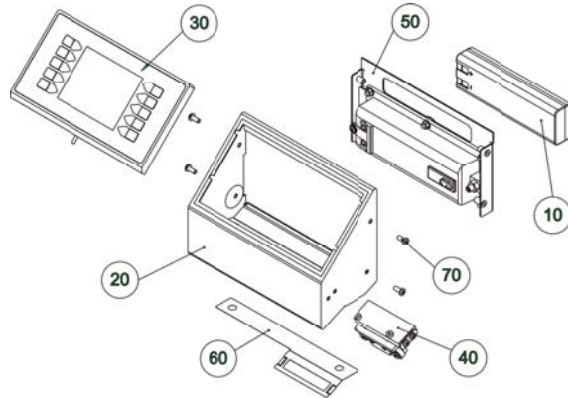
B0210.0041-a



Pos.	Article - No.	Designation
10	B0640.0160	knurled head screw M8
20	F0210.0801	holder DIGIT L
30	K3100.0078	set screw DIN913-M5x8
40	K3100.0082	counter sunk screw DIN 7991 M6x30
50	K3100.0140	counter sunk screw DIN 7991-M6x12
60	K3200.0117	shim ring DIN 988-6x12x0,5
70	K3200.0145	hexagonal nut DIN439-M6
80	K3300.0101	ball bearing 626 ZZ

11.2.4 Housing WGA_LD

B0640.0105-a



Pos.	Article - No.	Designation
10	B0630.0530	LIPO accumulator
20	B0640.0063	housing
30	B0640.0092	BG Panel WGA_LD 09
40	B0640.0130	spring-mounted holder

Pos.	Article - No.	Designation
50	B0640.0210	housing cover with sliding lid
60	F0640.0790	deflector plate
70	K3100.0352	oval head screw DIN 7380-M4x10

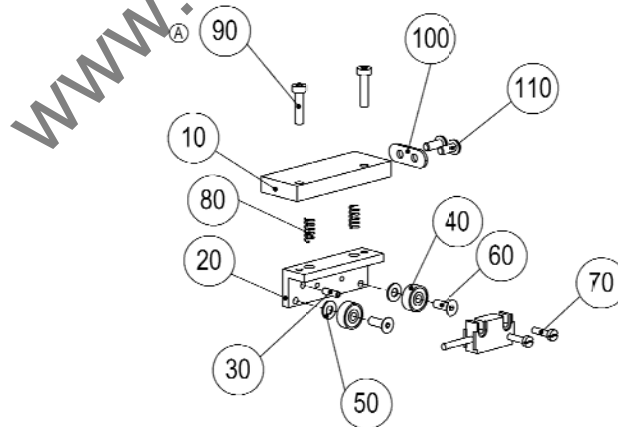
11.2.5 Charging set (Pos.10)

B0630.0521 not shown graphically

Pos.	Article - No..	Designation
10	B0630.0070	battery charger
20	K6750.0004	switching power supply
30	K6420.0610	connector cable

11.2.6 Holder reading head

B0640.0130--a

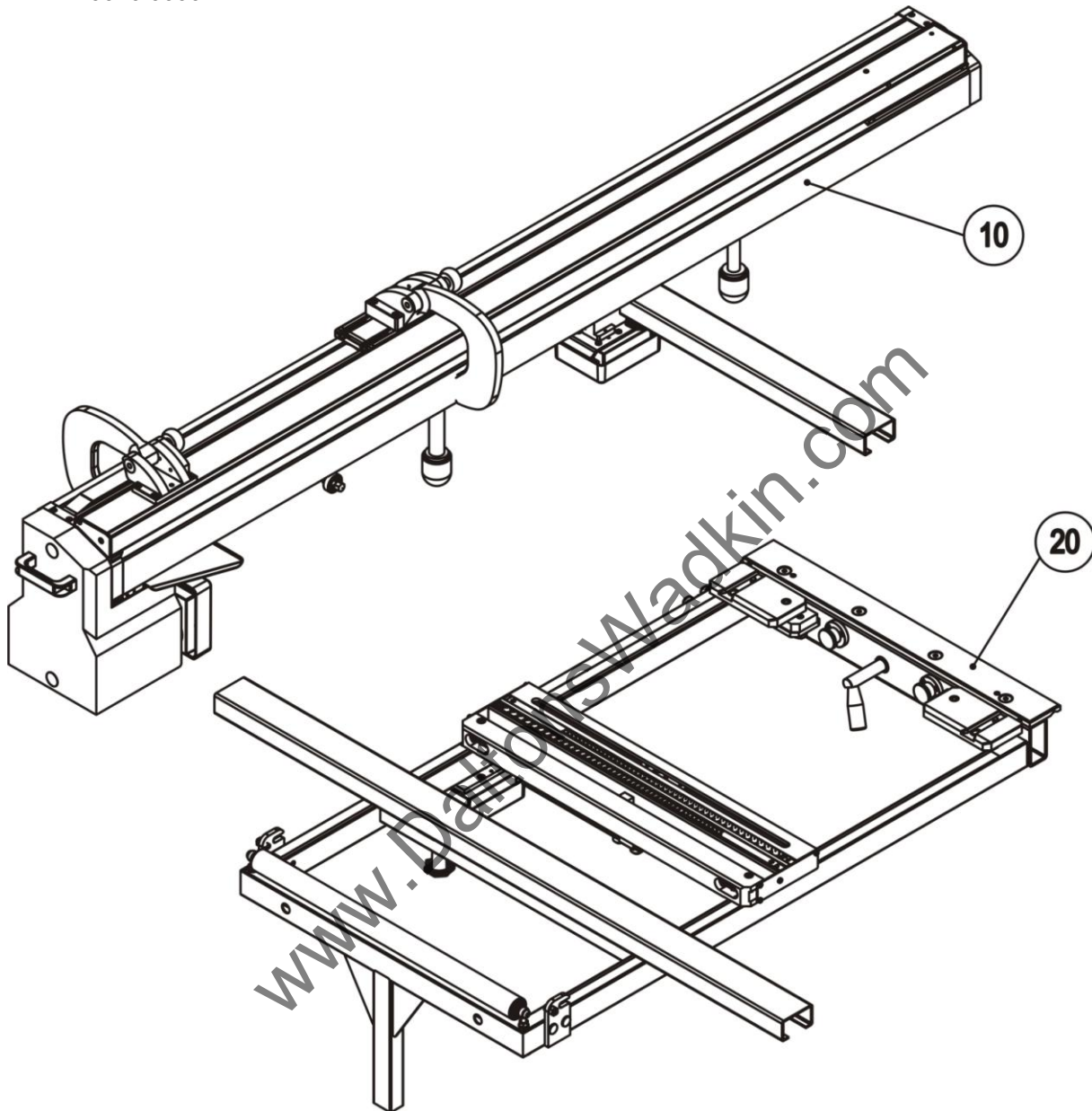


Pos.	Article - No.	Designation
10	F0640.0640	block
20	F0640.0650	angle bracket for reading head
30	K3100.0023	slotted spring pin3x10
40	K3300.0844	ball bearing 624 EE
50	K3200.0027	washer DIN 125-A4,3
60	K3100.0276	counter sunk screw DIN 7991 M4x12

Pos.	Article - No.	Designation
70	K3100.0214	cheese head screw DIN 84 M3x12
80	K3600.0003	pressure spring DIN 2076-D117 B
90	F0640.0770	guide screw holder reading head
100	F9606.1000	plate
110	K3100.0352	oval head screw DIN 7380-M4x10

12 Cross slide + Crosscut-mitre fence motorised (4.Axis)

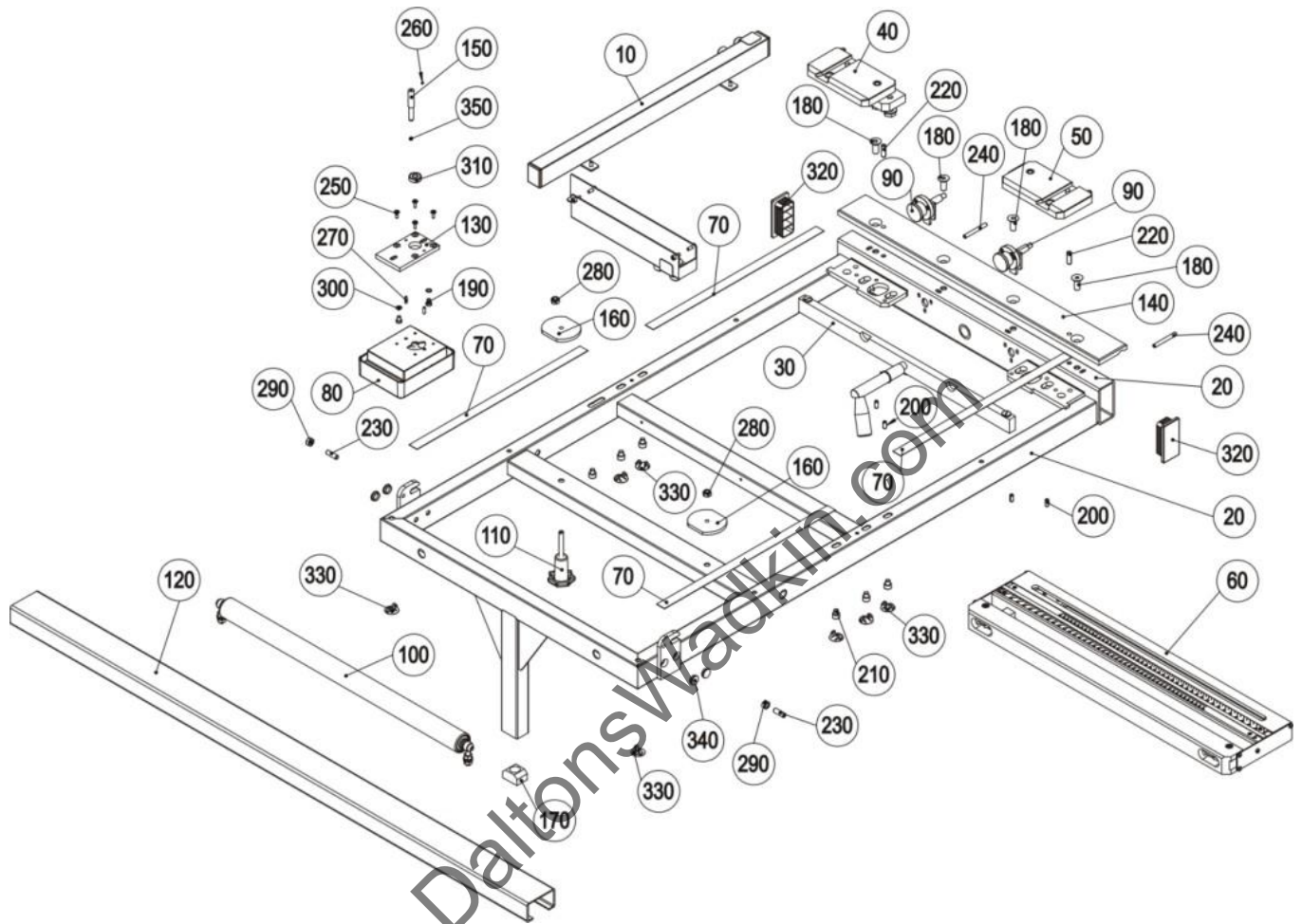
B0610.0000



Pos.	Article - No.	Designation
10	B0610.0149	4.-axis complete with mounting parts
20	B0610.0252	cross slide frame complete 4-axis

12.1 Cross slide frame 4. Axis

B0610.0252~0

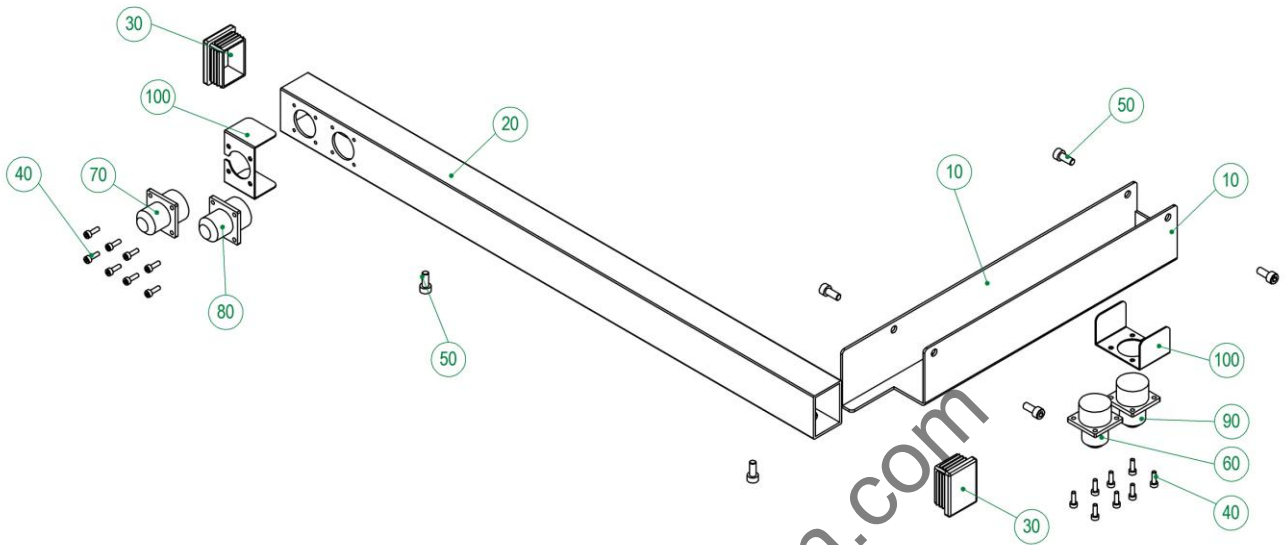


Pos.	Article - No.	Designation
10	B0610.0180	cable guide
20	B0610.0211	cross-slide 4-axis
30	B0610.0255	eccentric clamping (cross slide) 4.-axis
40	B0610.0260	rotation point left 4.-axis 2006
50	B0610.0270	rotation point right 4. axis 2006
60	B0610.0350	angle measurement
70	B0610.0390	steel strip 4.-axis
80	B0631.0130	axis electronic
90	B0650.0160	locking mechanism
100	B9317.0070	roller (595mm long)
110	B9317.0130	star grip screw
120	F0210.0670	C-profile e
130	F0610.0790	holder
140	F0610.0811	guide rail cross slide 4.-axis
150	F0610.1010	bush
160	F9317.0650	clamping piece 2 Rd.70x6
170	F9317.0670	rubber guide
180	K3100.0044	counter sunk screw DIN 7991 M10x25

Pos.	Article - No.	Designation
190	K3100.0066	cheese head screw DIN 7984-M6x8
200	K3100.0093	slotted spring pin DIN 1481-6x14
210	K3100.0094	cheese head screw DIN 912 M8x8
220	K3100.0290	slotted spring pinDIN 1481-8x24
230	K3100.0465	set screw DIN 913-M8x25
240	K3100.0660	slotted spring pin6x55-DIN 1481
250	K3100.0804	Ejot Delta PT screw WN5451 40x12
260	K3100.0847	set screw DIN 913-M3x4
270	K3100.0867	parallel pin DIN 7 4m6 x12
280	K3200.0022	self locking nut DIN 985-M8
290	K3200.0104	hexagonal nut DIN 934-M8
300	K3200.0176	locking washer S6
310	K3300.0099	ball bearing 608.2ZR
320	K3700.0010	cap 80x40x4
330	K3700.0392	blind plug18,4-20,6mm Nr.391670
340	k3700.0425	cover cap for D=16mm
350	K6730.0077	magnet BMN-35H Ø5mm f.

12.1.1 Cable guide

B0610.0180~0

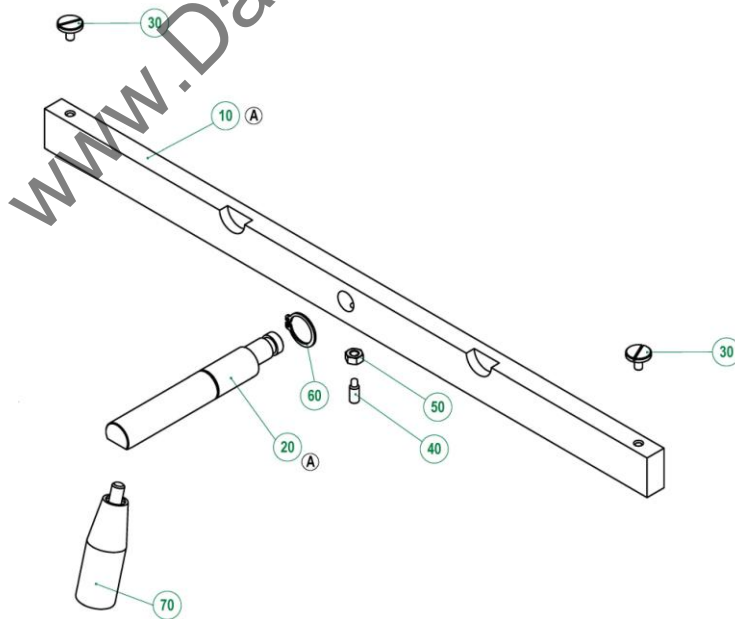


Pos.	Article - No.	Designation
10	F0610.1040	plate for cable guide 4.-axis
20	B0610.0190	guide cable 4.-axis Md.06
30	K3700.0365	square plug 40x30x2
40	K3100.0442	cheese head screw DIN 912 M3x10
50	K3100.0238	cheese head screw DIN 912-M5x12

Pos.	Article - No.	Designation
60	K6420.0561	power outlet 3pol. Amphenol
70	K6420.0562	connector 5 pol. Amphenol
80	K6420.0563	connector 3pol. Amphenol
90	K6420.0560	power outlet 5pol. Amphenol
100	F0610.1340	label plate

12.1.2 Eccentric clamping

B0610.0255-b

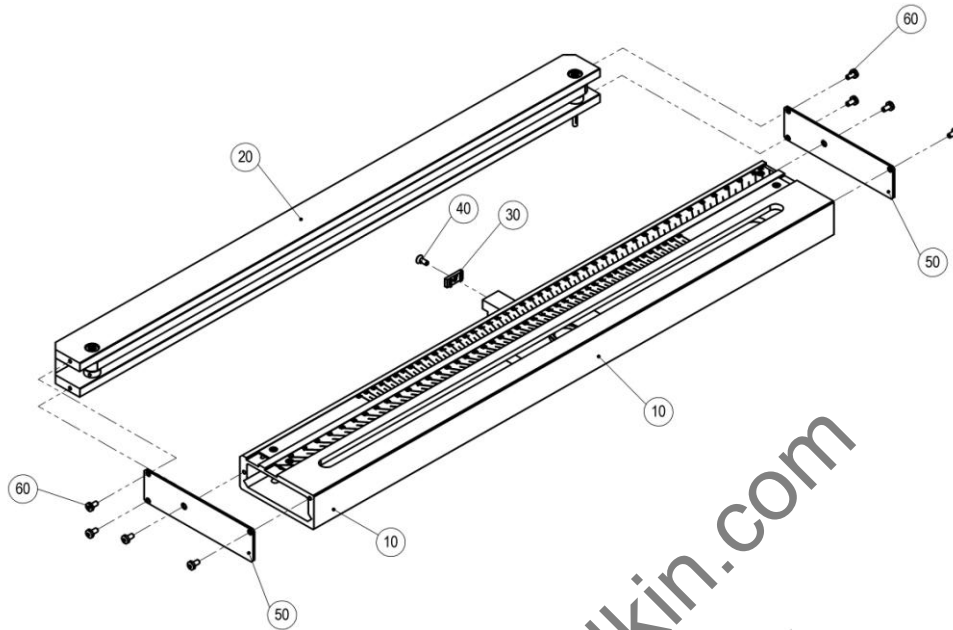


Pos.	Article - No.	Designation
10	F0610.1121	terminal strip 4.-axis
20	F0610.1530	eccentric shaft
30	K3100.0141	pan head screw DIN 921-M5x10
40	K3100.0184	set screw DIN 915-M6x16

Pos.	Article - No.	Designation
50	K3200.0018	hexagonal nut DIN 934-M6
60	K3200.0021	circlip for shaft DIN 471-20x1,2
70	K3700.0160	cone grip -M8

12.1.3 Rotation angle measurement

B0610.0350~0

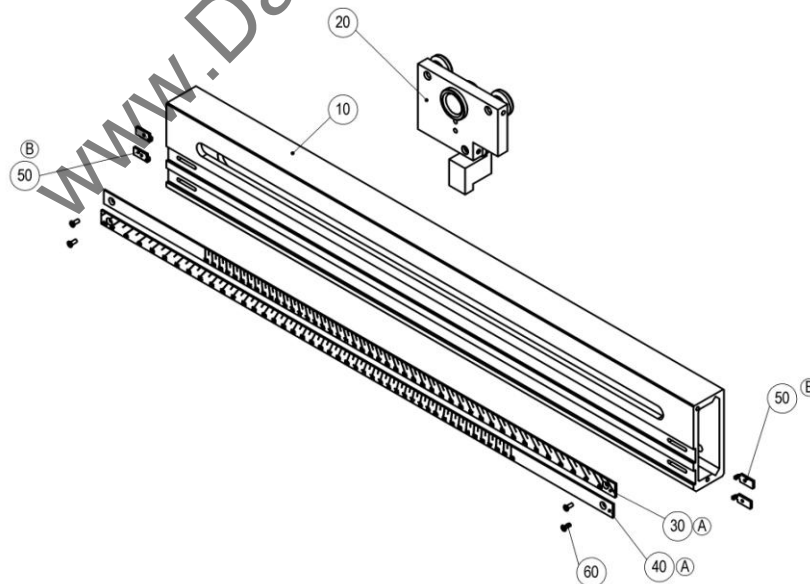


Pos.	Article - No.	Designation
10	B0610.0330	tape measure rail 4.-axis Md.06
20	B0610.0240	measuring rotation 4.-axis Md.06
30	F0610.0520	block

Pos.	Article - No.	Designation
40	K3100.0067	counter sunk screw DIN 7991-M4x10
50	F0610.1190	cover plate
60	K3100.0869	M4x8 DIN 7500 Torx

12.1.3.1 Tape measure rail

B0610.0330~-b

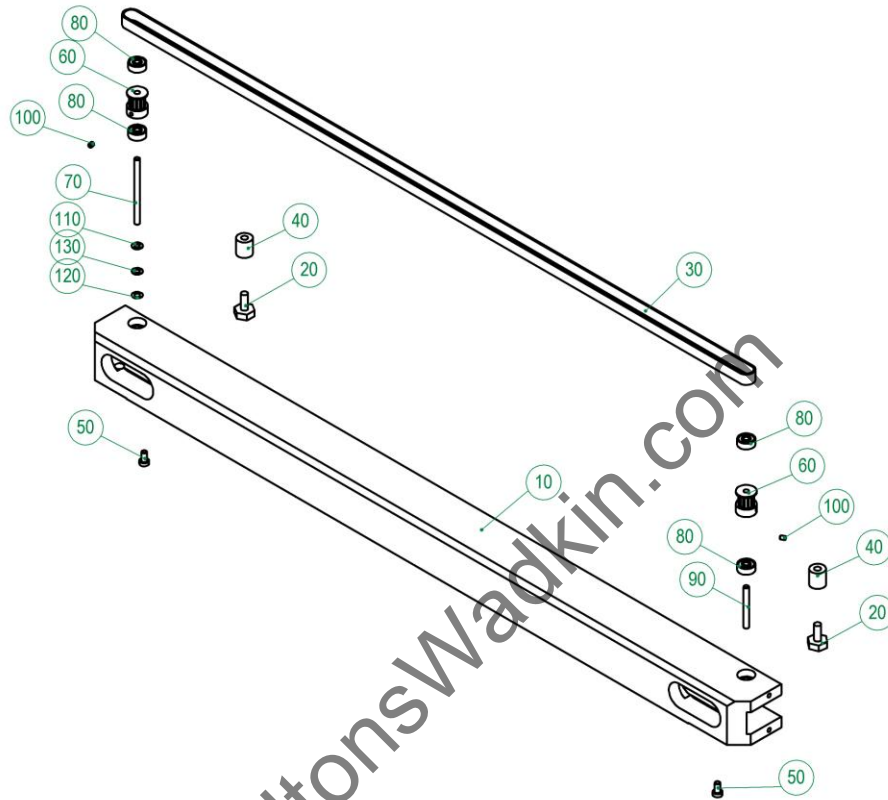


Pos.	Article - No.	Designation
10	F0610.0570	tape measure rail
20	B0610.0360	guiding carriage 4.-axis Md.06
30	F0610.1490	graduation scale 90°-46°normal 4.-axis

Pos.	Article - No.	Designation
40	F0610.1480	graduation scale 90°-46°vor d.Bauch4.-
50	F0617.0650	angle bracket
60	K3100.0681	counter sunk screw DIN 965-M3x8

12.1.3.2 Measurement rotation angle

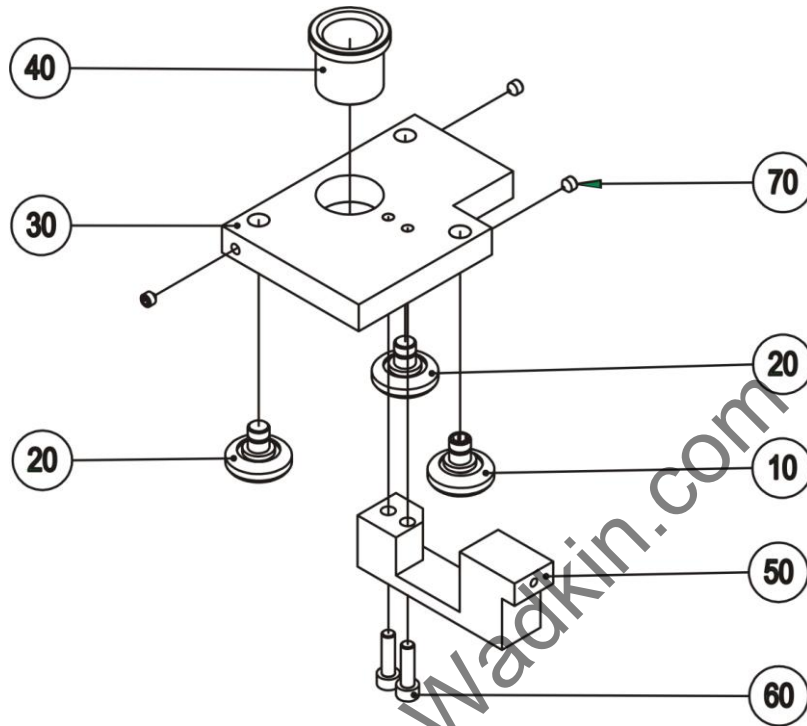
B0610.0240~0



Pos.	Article - No.	Designation
10	F0610.0560	u-profile e
20	F0610.0890	eccentric clamp
30	F0610.0590	tooth belt
40	F0610.0900	roller
50	K3100.0072	cheese head screw DIN 84 M4x8
60	K3500.0077	HTD washer 12-3M-09 Ausf. 1F
70	F0610.0630	axis
80	K3300.0844	ball bearing 624 EE
90	F0610.0770	axis
100	K3100.0861	set screw DIN 913-M3x4
110	K3200.0127	shim ring 4x8x0,5
120	K3200.0256	shim ring 4x8x0,1
130	K3200.0257	shim ring 4x8x0,3

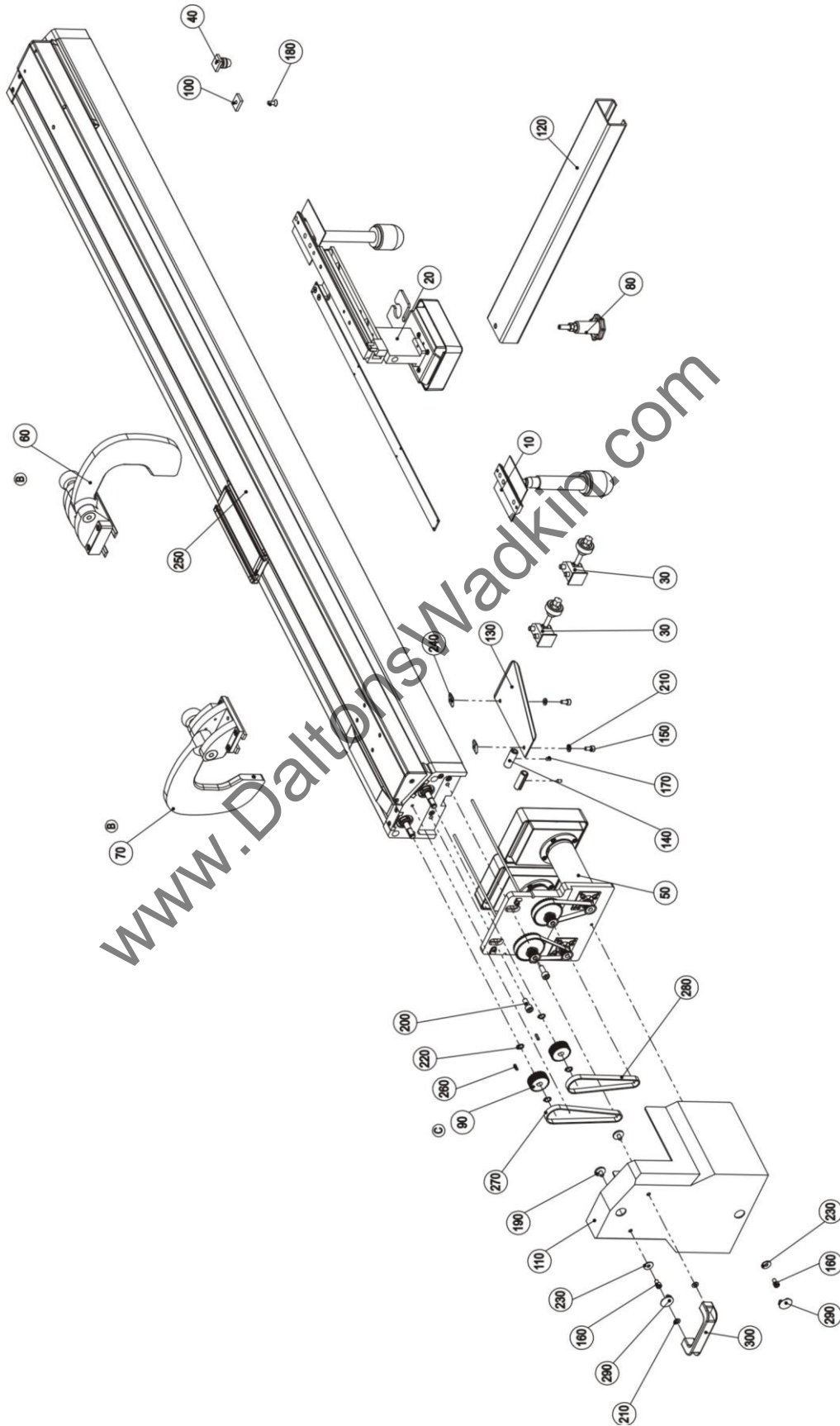
12.1.3.3 Guiding carriage

B0610.0360~~a



Pos.	Article - No.	Designation
10	B0203.0050	guide plate for reading head
20	B0203.0051	guide roller eccentric
30	F0210.0880	guide roller centric
40	F0210.1061	set screw DIN 914-M5x5
50	F0610.0750	angle bracket
60	K3100.0099	cheese head screw DIN 912-M5x18
70	K3100.0251	guide bush

12.2 Crosscut-mitre fence 4. Axis B0610.0149~-d

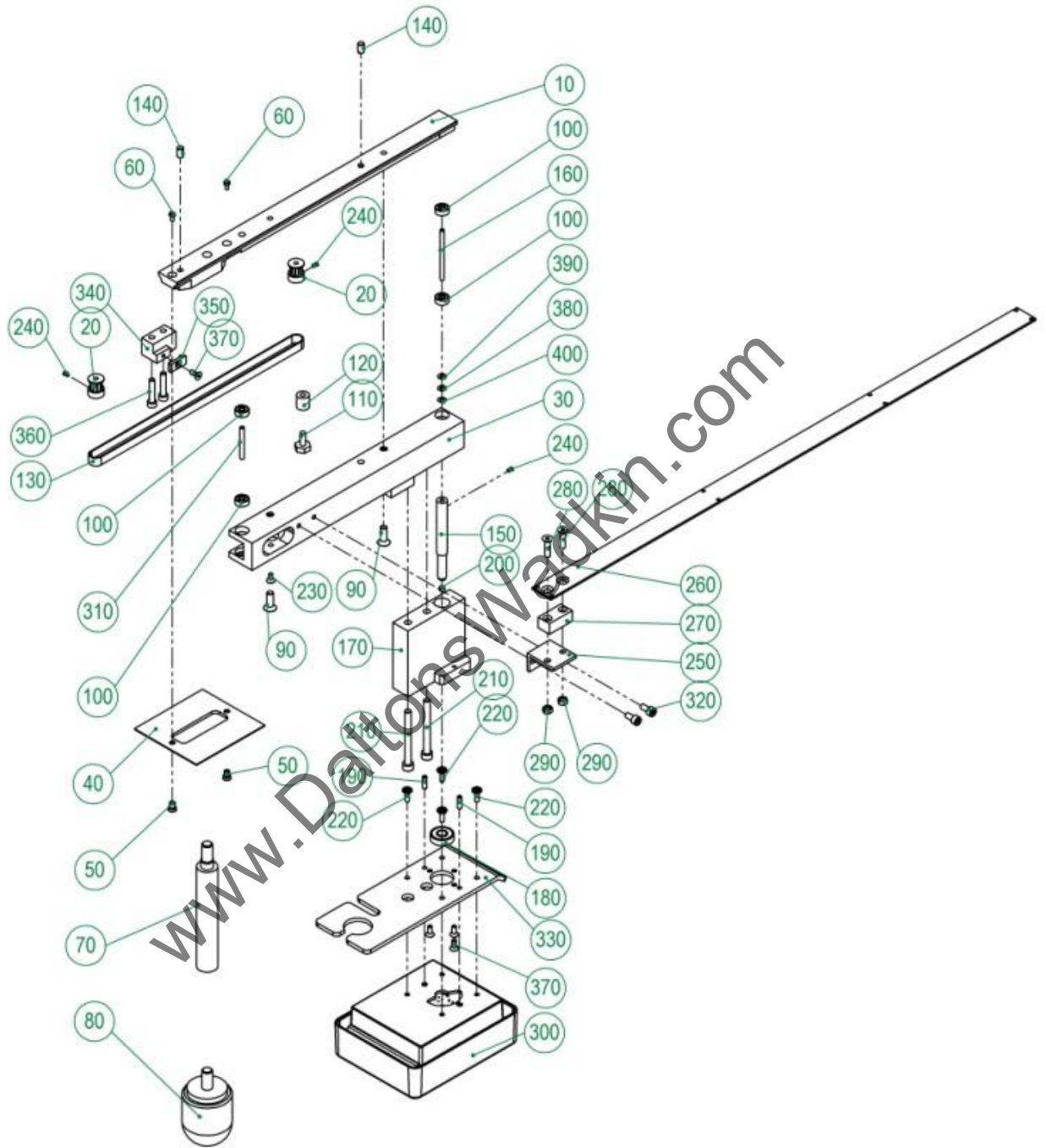


Crosscut-mitre fence 4. Axis

Pos.	Article - No.	Designation
30	B0610.0160	clamping tilt
20	B0610.0200	length adjustment 4.-axis Md.06
40	B0610.0340	90° interlock 4.-axis Md.06
50	B0610.0370	guide
260	B0610.0380	protection hood
60	B0610.0401	throw-over stop 1
70	B0610.0411	throw-over stop 2
290	B0610.0420	slider
80	F0609.0921	synchronised pulley T5-0/24
100	F0610.0541	insert
270	F0610.1050	cheese head screw DIN 912 M8x20
180	F0610.1230	set screw M5x10
200	F0610.1250	washer DIN 125-A6,4
300	F0610.1270	washer DIN 9021-A6,4
220	K3100.0052	sliding block overlay blech 4.axis
160	K3100.0065	washer DIN 9021-A6,4
190	K3100.0075	plate
150	K3100.0095	counter sunk screw DIN 7991-M6x16
250	K3100.0200	motor plate 4.-axis Md.06
280	K3100.0234	knurled head screw
210	K3200.0001	cheese head screw DIN 912-M6x12
90	K3200.0013	circlip for shaft DIN 471-10x1
170	K3200.0108	C-profile e 4.-axis
230	K3200.0264	handle Nr.226-110 M6
10	K3300.0168	linear bearing
110	K3400.0012	parallel key DIN 6885-A3x3x14
120	K3500.0075	tooth belt 10T5/ 355mm, 71tooth
130	K3500.0076	tooth belt 10T5/ 330mm, 66tooth
140	K3700.0392	blind plug18,4-20,6mm Nr.391670
240	K3700.0393	pan head screw DIN 921-M6x10

12.2.1 Length adjustment

B0610.0200~0



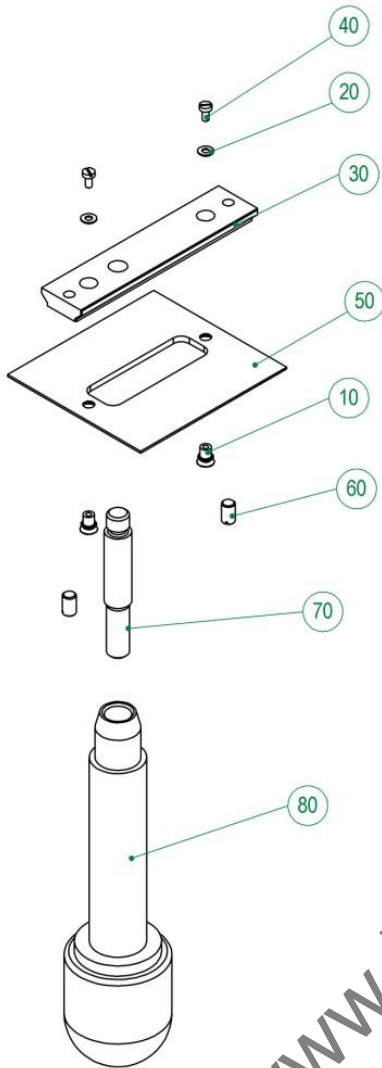
Pos.	Article - No.	Designation
10	F0610.0690	sliding block 4.-axis Md.06
20	K3500.0080	HTD washer
30	F0610.0600	profile length adjustment
40	F0210.0650	interlayer
50	K3200.0221	blind rivet nut -M3
60	K3100.0463	cheese head screw DIN 84-M3x6
70	F0610.1280	bolt 4.-axis
80	K3700.0256	grip M10x20

Crosscut-mitre fence 4. Axis

Pos.	Article - No.	Designation
90	K3100.0728	counter sunk screw DIN 7991 M6x18
100	K3300.0844	ball bearing 624 EE
110	F0610.0890	eccentric clamping
120	F0610.0900	roller
130	F0610.0660	tooth belt HTD Teilung 3, 215 tooth 558mm
140	K3100.0765	set screw DIN 551-M6x10
150	F0610.0550	bush
160	F0610.0630	axis
170	F0610.0720	block length adjustment 4.-axis Md.06
180	K3300.0099	ball bearing 608.2ZR
190	K3100.0867	parallel pin DIN 7 4m6 x12
200	K6730.0077	magnet BMN-35H Ø5mm
210	K3100.0624	cheese head screw DIN 912-M6x60
220	K3100.0804	Ejot Delta PT screw WN5451 40x12
230	K3100.0843	counter sunk screw DIN 7991-M4x8
240	K3100.0861	set screw DIN 913-M3x4
250	F0610.1090	angle bracket
260	F0610.1110	guide plate
270	F0610.1100	distance piece
280	K3100.0068	counter sunk screw DIN 7991 M5x20
290	K3200.0003	hexagonal nut DIN 934-M5
300	B0631.0130	axis electronic
310	F0610.0770	axis
320	K3100.0004	cheese head screw DIN 912-M5x10
330	F0610.0781	plate length adjustment
340	F0610.0650	block profile
350	F0610.0520	block
360	K3100.0103	cheese head screw DIN 912-M5x25
370	K3100.0067	counter sunk screw DIN 7991-M4x10
380	K3200.0127	shim ring 4x8x0,5
390	K3200.0257	shim ring 4x8x0,3
400	K3200.0256	shim ring 4x8x0,1

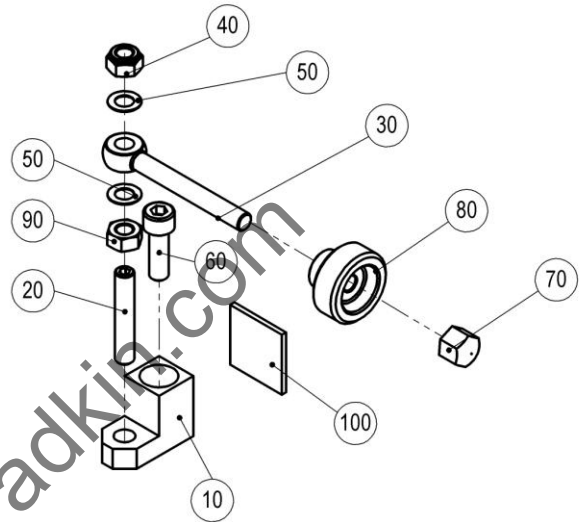
12.2.2 Clamping tilt adjustment

B0610.0160~0



12.2.3 90°Interlock

B0610.0340~0



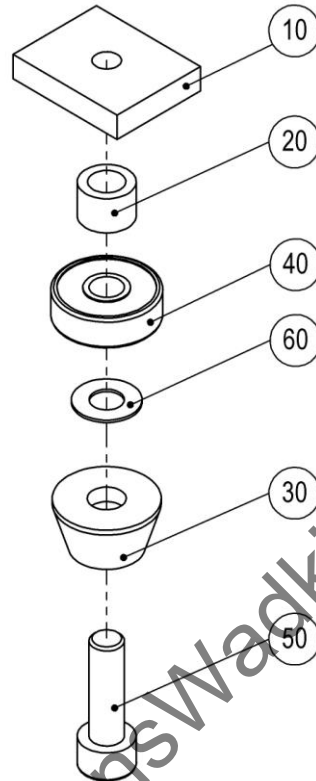
www.DaltonsWadkin.com

Pos.	Article - No.	Designation
10	F0210.1460	blind rivet nut -M3
20	F0210.1470	washer DIN 125-A3,2
30	F0210.1510	sliding block graduation scale
40	K3100.0007	cheese head screw DIN 84-M3x6
50	K3100.0113	interlayer
60	K3100.0765	set screw DIN 551-M6x10
70	K3200.0043	set screw
80	K3200.0045	grip
90	K3700.0256	blind rivet nut -M3

Pos.	Article - No.	Designation
10	F0610.1200	interlock 90° 4.-axis Md.06
20	K3100.0860	set screw M8x45
30	K3100.0757	eye bolt DIN 444-LBM8x70
40	K3200.0022	self locking nut DIN 985-M8
50	K3200.0081	shim ring DIN 988-8x14x0,5
60	K3100.0080	cheese head screw DIN 912 M8x25
70	K3200.0222	cap nut DIN 917-M8
80	K3700.0253	knurled nut GN590-32-M8-D
90	K3200.0104	hexagonal nut DIN 934-M8
100	K3900.0165	felt

12.2.4 Guidance

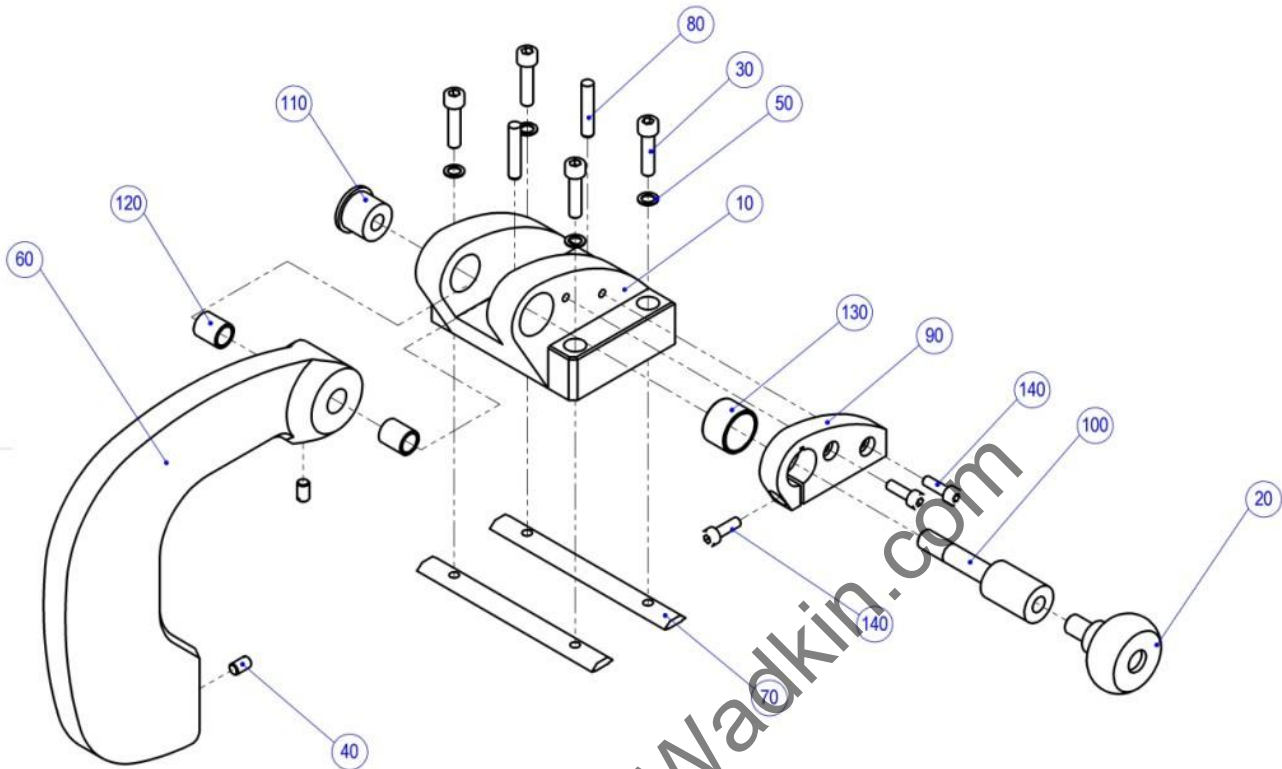
B0610.0370~0



Pos.	Article - No.	Designation
10	F0610.0540	insert
20	F0210.0910	distance bush
30	F0210.1040	guide bush
40	K3300.0101	ball bearing 626 ZZ
50	K3100.0077	cheese head screw DIN 912-M6x20
60	K3200.0117	shim ring DIN 988-6x12x0,5

12.2.5 Throw over stop 1

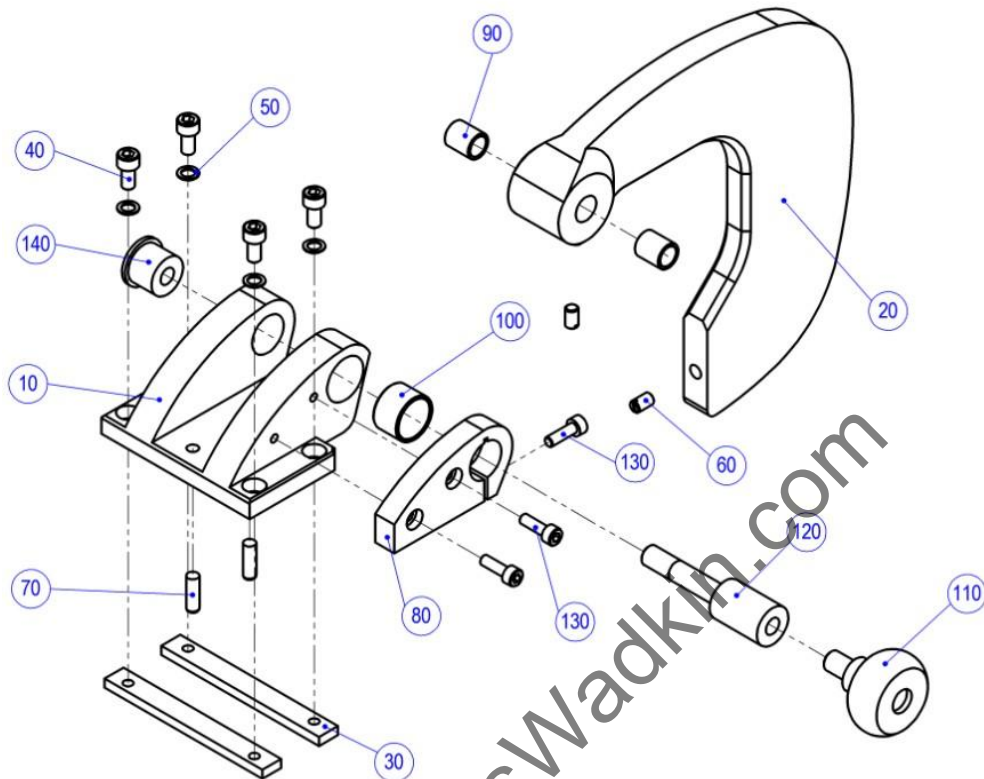
B0610.0401~-a



Pos.	Article - No.	Designation
10	F0610.0841	throw-over stop holder 1,
20	K3700.0354	handle M10x16
30	K3100.0233	cheese head screw DIN 912-M6x25
40	K3100.0765	set screw DIN 551-M6x10
50	K3200.0176	locking washer S6
60	F0610.0672	throw over stop
70	F0610.1260	sliding block 1.Klappe
80	K3100.0547	parallel pin DIN 6325 6m6x32
90	F0610.1290	clamping plate
100	F0610.1300	clamping bolt
110	F0610.1310	thread insert M10
120	K3300.0847	bearing $\varnothing 10 \times 13 \times 15$
130	K3300.0848	bush DU 2015 $\varnothing 20 \times \varnothing 23 \times 15$
140	K3100.0279	cheese head screw DIN 912-M5x16

12.2.6 Throw over stop 2

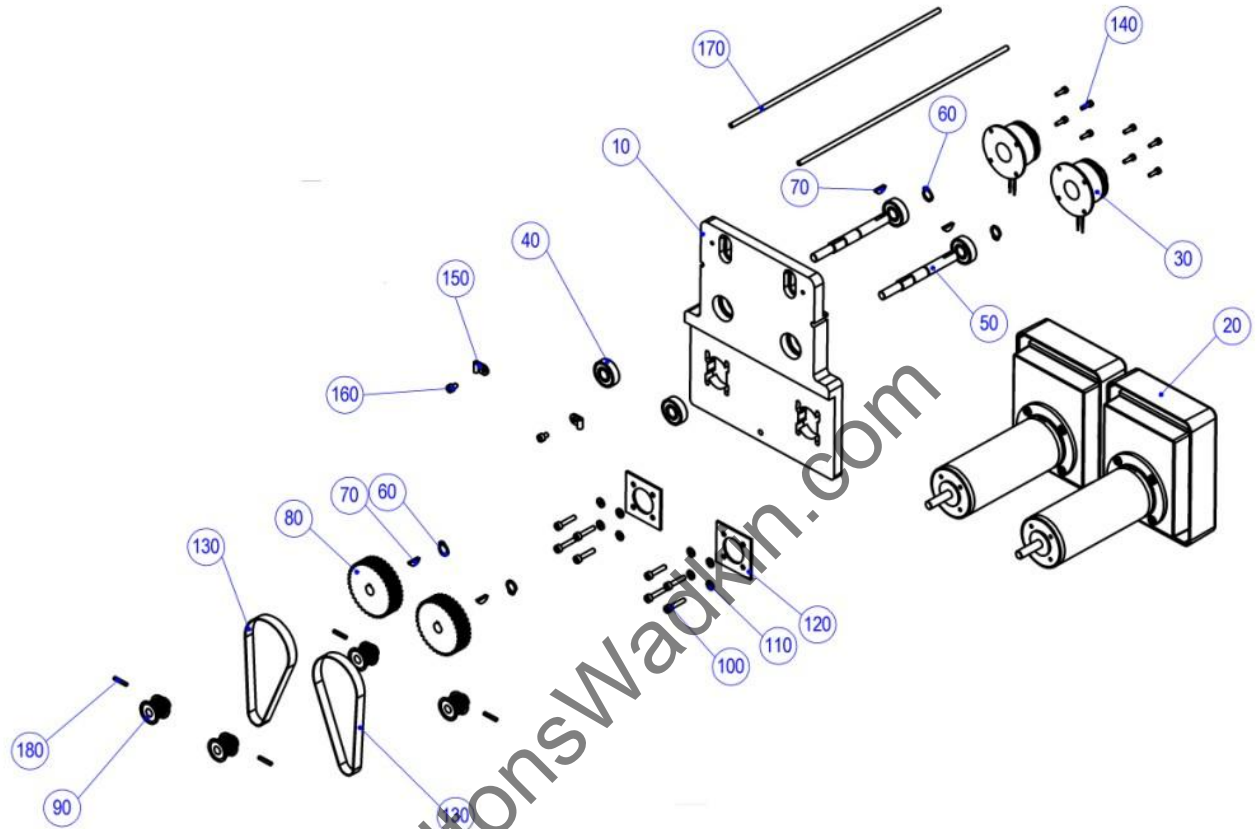
B0610.0411~-a



Pos.	Article - No.	Designation
10	F0610.0851	throw-over stop holder 2
20	F0610.0672	throw over stop
30	F0610.1130	insert stop holder 2
40	K3100.0052	cheese head screw DIN 912-M6x12
50	K3200.0176	locking washer S6
60	K3100.0765	set screw DIN 551-M6x10
70	K3100.0164	parallel pin DIN 6325 6m6x20
80	F0610.1290	clamping plate
90	K3300.0847	bearing ø10ø13x15
100	K3300.0848	bush DU 2015 ø20xø23x15
110	K3700.0354	handle M10x16
120	F0610.1300	clamping bolt
130	K3100.0279	cheese head screw DIN 912-M5x16
140	F0610.1310	thread insert M10

12.2.7 Motor plate

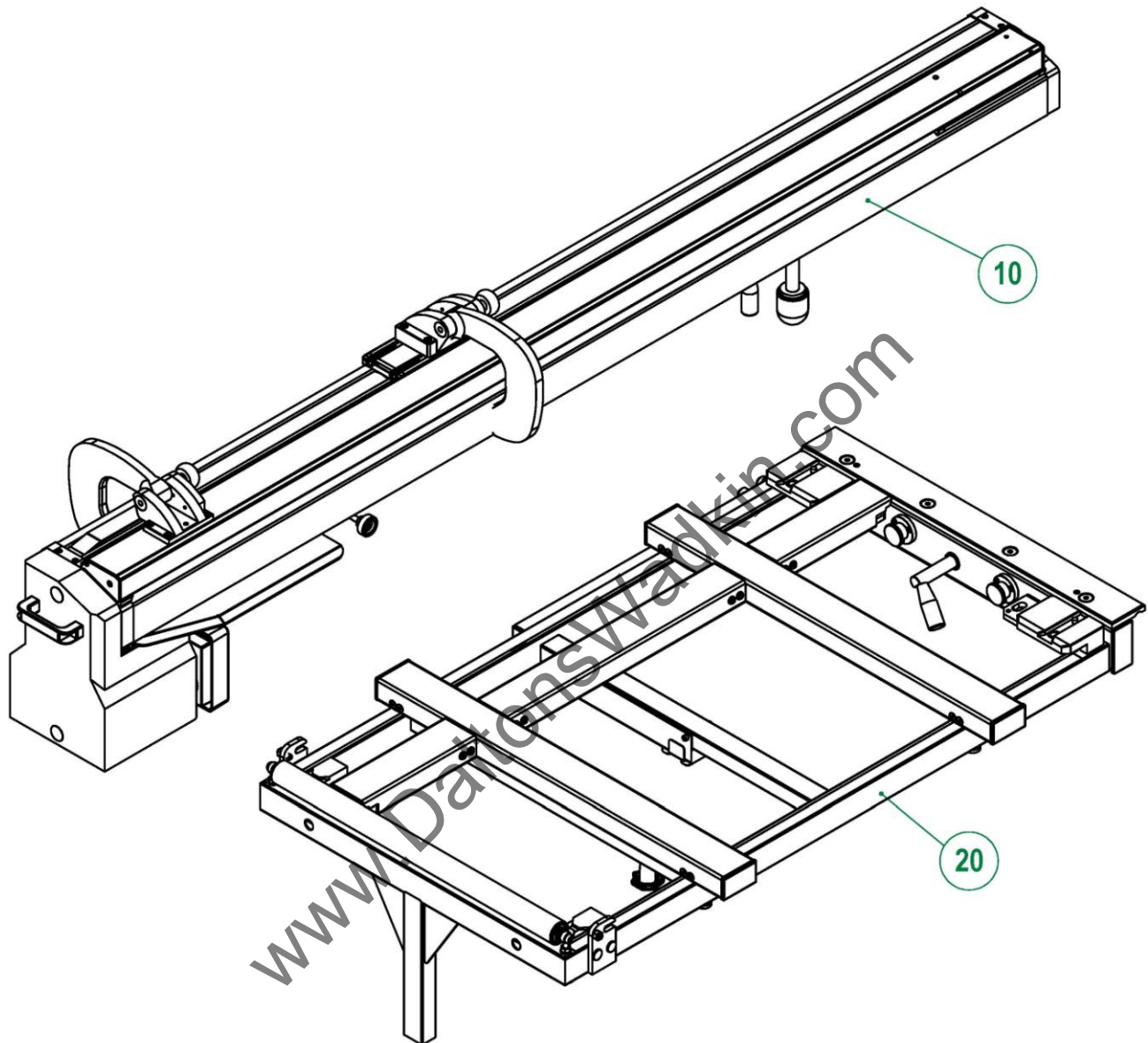
B0610.0380~-c



Pos.	Article - No.	Designation
10	F0610.0510	motor plate
20	B0631.0100	motor
30	K6120.0206	brake
40	K3300.0143	ball bearing 6000 EE
50	F0611.0572	axis
60	K3200.0013	circlip for shaft DIN 471-10x1
70	K3400.0021	curved washer DIN 6888-3x5
80	F0602.0571	synchronised pulley T5-0/36
90	F0609.0821	synchronised pulley 5T-0/12-2
100	K3100.0751	screw DIN 7500-M4x20
110	K3200.0027	washer DIN 125-A4,3
120	F0611.0730	base 2x45x45
130	K3500.0001	tooth belt 10T5/295
140	K3100.0442	cheese head screw DIN 912 M3x10
150	K6540.0037	clip M4 D=4mm
160	K3100.0278	cheese head screw DIN 912 M4x6
170	F0610.1240	silicon tube L=280mm
180	K3100.0106	slotted spring pinDIN 1481-3x16

13 Cross slide + Crosscut fence with fixed 90° angle (4.Axis 90°)

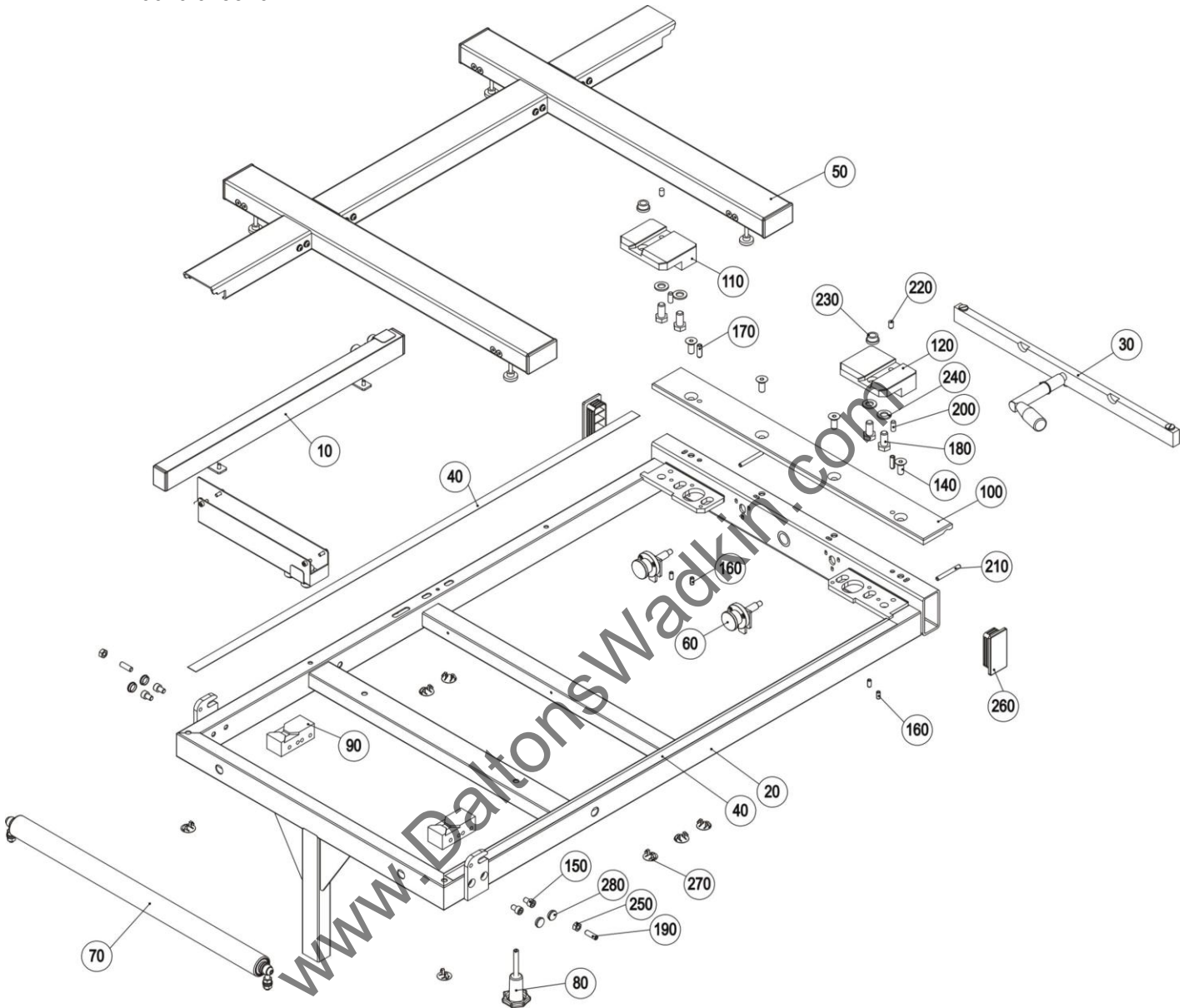
B0610.0001-a



Pos.	Article - No.	Designation
10	B0610.0151	4.-axis 90°
20	B0610.0253	cross slide frame 4-axis 90°

13.1 Cross slide frame 4.axis 90°

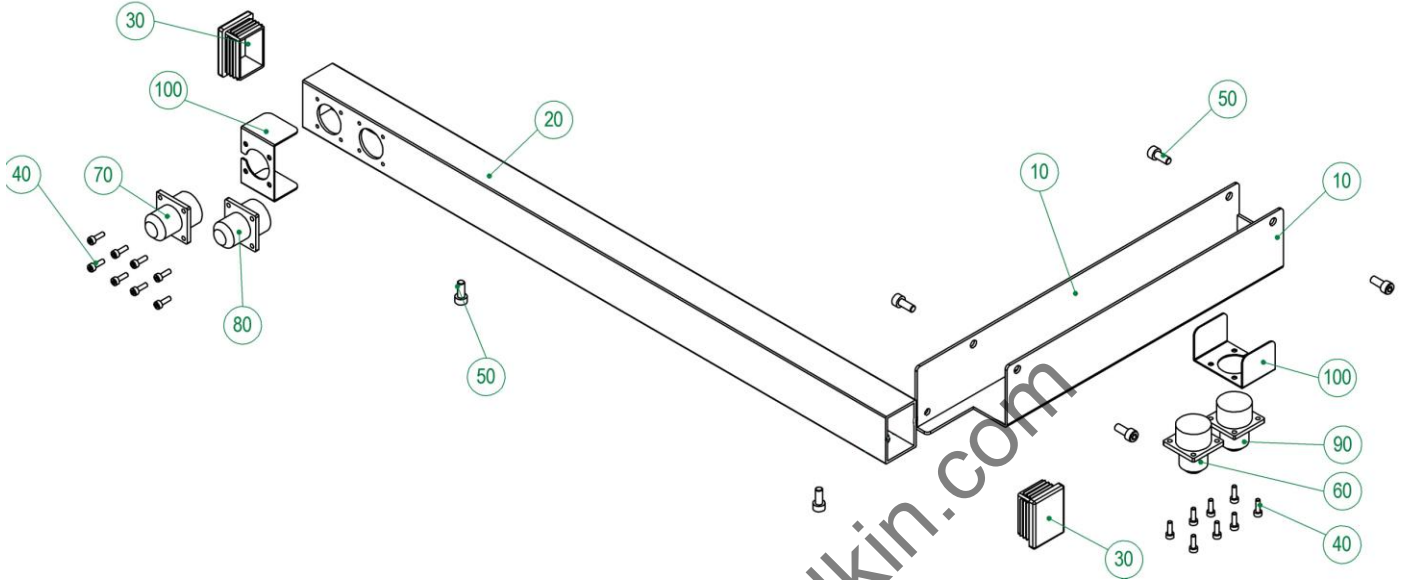
B0610.0253~0



Pos.	Article - No.	Designation
10	B0610.0181	cable guide 4.-axis 90°
20	B0610.0211	cross slide 4-axis
30	B0610.0255	eccentric clamping (cross slide) 4.-axis
40	B0610.0391	steel strip 4.-axis 90° Md.09
50	B0610.0481	overlay cross slide 90° 4.-axis
60	B0650.0160	locking mechanism
70	B9317.0070	roller (595mm long)
80	B9317.0130	star grip screw
90	F0210.2181	guide piece
100	F0610.0811	guide rail cross slide 4.-axis
110	F0610.0821	pivot joint back 4.-axis 90° Md.09
120	F0610.0831	pivot joint front4.-axis 90° Md.09
130	F9317.0670	rubber guide
140	K3100.0044	counter sunk screw DIN 7991 M10x25

Pos.	Article - No.	Designation
150	K3100.0047	cheese head screw DIN 912 M8x12
160	K3100.0093	Spannstift DIN 1481-6x14
170	K3100.0290	slotted spring pinDIN 1481-8x24
180	K3100.0319	hexagonal head screw DIN 933-M12x25
190	K3100.0465	set screw DIN 913-M8x25
200	K3100.0544	parallel pin DIN 6325 8m6x20
210	K3100.0660	slotted spring pin6x55-DIN 1481
220	K3100.0863	parallel pin DIN 6325 8m6x14
230	K3150.0016	drill bushing 12/18/ DIN 172 Form A
240	K3200.0007	washer DIN 125-A13
250	K3200.0104	hexagonal nut DIN 934-M8
260	K3700.0010	cap 80x40x4
270	K3700.0392	blind plug18,4-20,6mm Nr.391670
280	K3700.0425	cover cap for D=16mm

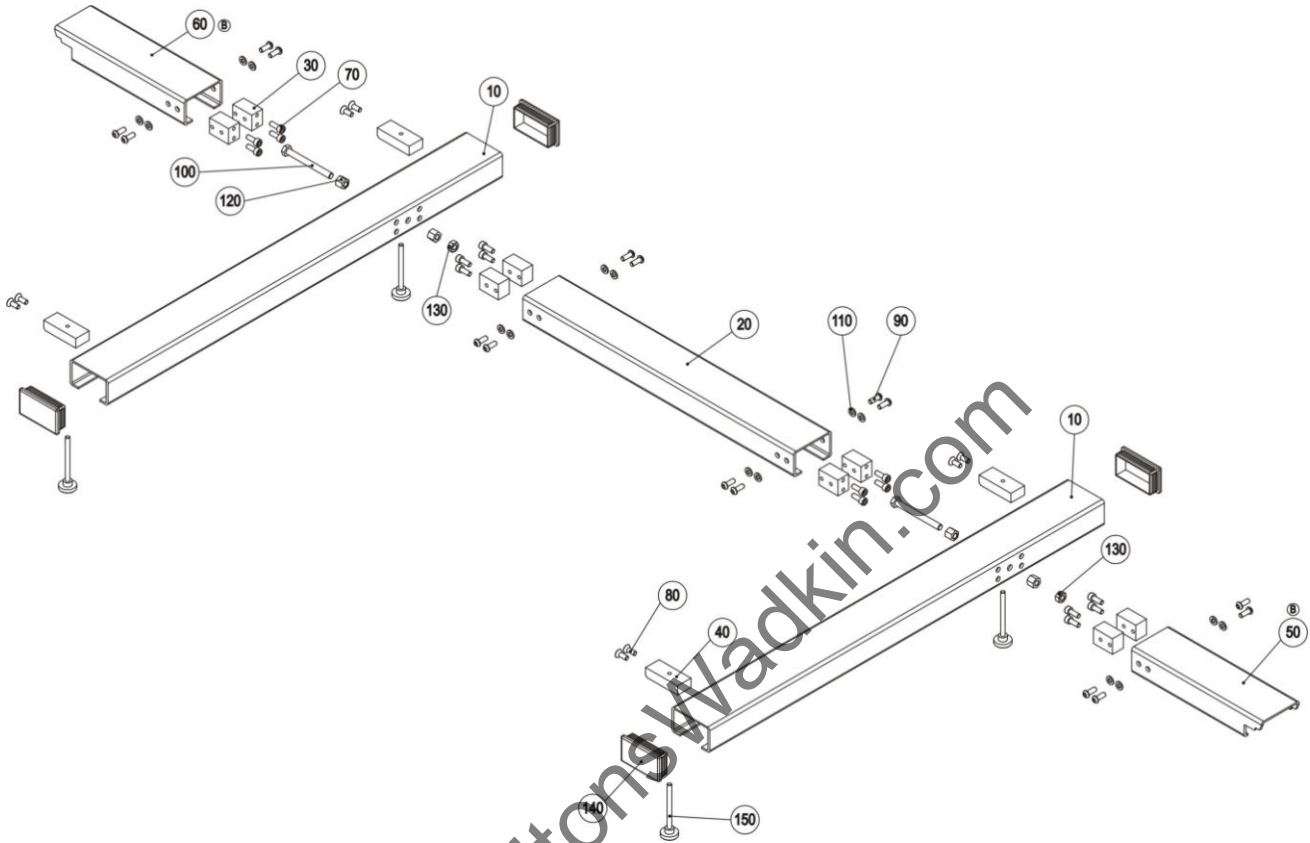
13.1.1 Cable guide
B0610.0181~0



P0s.	Article - No.	Designation
10	F0610.1040	plate for cable guide 4.-axis
20	B0610.0190	cable guide 4.-axis Md.06
30	K3700.0365	square plug 40x30x2
40	K3100.0442	cheese head screw DIN 912 M3x10
50	K3100.0238	cheese head screw DIN 912-M5x12
60	K6420.0561	power outlet 3pol. Amphenol
70	K6420.0562	connector 5 pol. Amphenol
80	K6420.0563	connector 3pol. Amphenol
90	K6420.0560	power outlet 5pol. Amphenol
100	F0610.1340	label plate

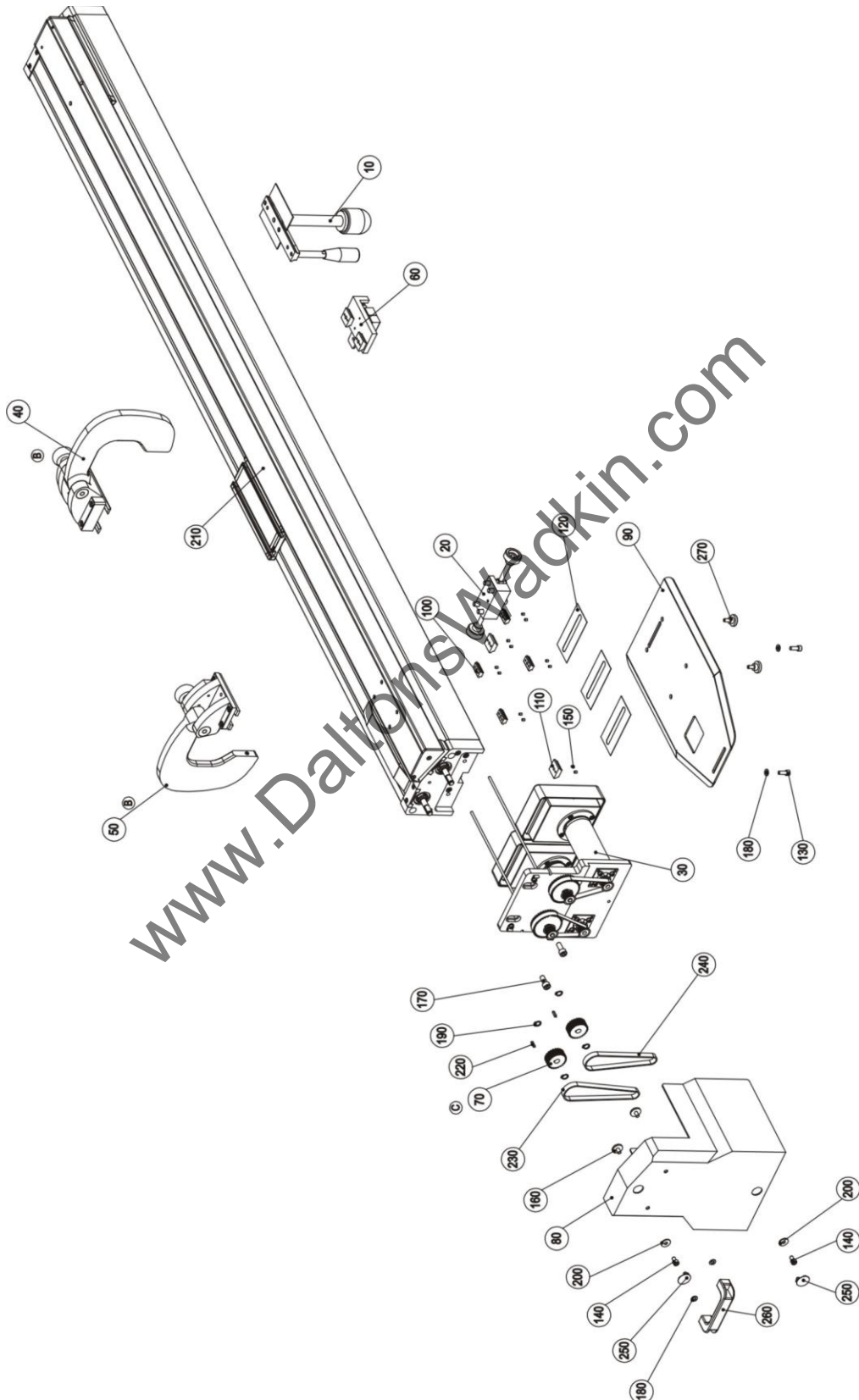
13.1.2 Supporting frame

B0610.0481~-b



Pos.	Article - No.	Designation
10	F0610.0486	C-profile e
20	F0610.0487	C-profile e
30	F0610.0490	distance piece
40	F0610.0491	distance piece
50	F0610.1540	C-profile e right
60	F0610.1550	C-profile e left
70	K3100.0043	cheese head screw DIN 912-M6x16
80	K3100.0095	counter sunk screw DIN 7991-M6x16
90	K3100.0137	oval head screw ISO 7380-M6x16
100	K3100.0795	hexagonal head screw DIN 933-M8x80
110	K3200.0001	washer DIN 125-A6,4
120	K3200.0076	hexagonal nut DIN6330 - M8
130	K3200.0104	hexagonal nut DIN 934-M8
140	K3700.0012	square plug 70x40x2
150	K3700.0106	knurled head screw M6x70 DIN464

13.2 Crosscut fence with fixed 90° angle B0610.0151~0

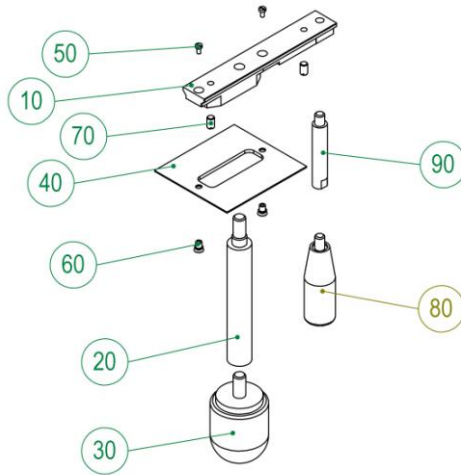


Crosscut fence with fixed 90 angle

Pos.	Article - No.	Designation
10	B0610.0201	interlock 4.-axis 90° Md.09
20	B0610.0341	90° interlock 4.-axis Md.09
30	B0610.0380	motor plate 4.-axis Md.06
40	B0610.0401	throw-over stop 1
50	B0610.0411	throw-over stop 2
60	B0610.0490	overlay
70	F0609.0921	synchronised pulley T5-0/24
80	F0610.1050	protection hood
90	F0610.1390	overlay 4.-axis 90° Md.09
100	F0610.1450	sliding block overlay
110	F0610.1460	sliding block 4.-axis 90° Md.09
120	F0610.1470	foil 4.-axis
130	K3100.0043	cheese head screw DIN 912-M6x16
140	K3100.0065	cheese head screw DIN 912-M6x10
150	K3100.0074	set screw M4x5 DIN913
160	K3100.0200	pan head screw DIN 921-M6x10
170	K3100.0234	cheese head screw DIN 912 M8x20
180	K3200.0001	washer DIN 125-A6,4
190	K3200.0013	circlip for shaft DIN 471-10x1
200	K3200.0108	washer DIN 9021-A6,4
210	K3300.0168	linear bearing
220	K3400.0012	parallel key DIN 6885-A3x3x14
230	K3500.0075	tooth belt 10T5/ 355mm, 71 tooth
240	K3500.0076	tooth belt 10T5/ 330mm, 66 tooth
250	K3700.0392	blind plug 18,4-20,6mm Nr.391670
260	K3700.0393	handle Nr.226-110 M6
270	K3700.0446	knurled head screw M6x12

13.2.1 Interlock

B0610.0201~0

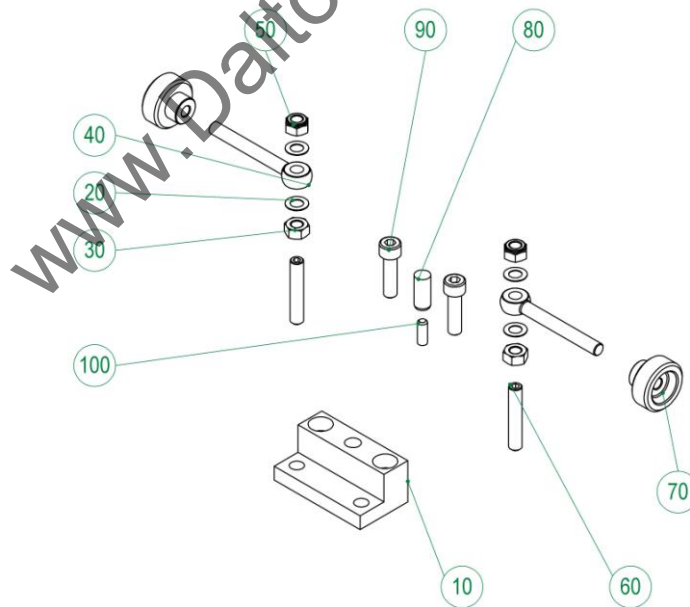


Pos.	Article - No.	Designation
10	F0610.0692	sliding block pivot joint 4.-axis 90° Md.
20	F0610.1280	bolt 4.-axis
30	K3700.0256	grip M10x20
40	F0210.0650	interlayer
50	K3100.0463	cheese head screw DIN 84-M3x6

Pos.	Article - No.	Designation
60	K3200.0221	blind rivet nut -M3
70	K3100.0765	set screw DIN 551-M6x10
80	K3700.0160	cone grip -M8
90	F2003.0810	clamping lever

13.2.2 Interlock 90°

B0610.0341~0

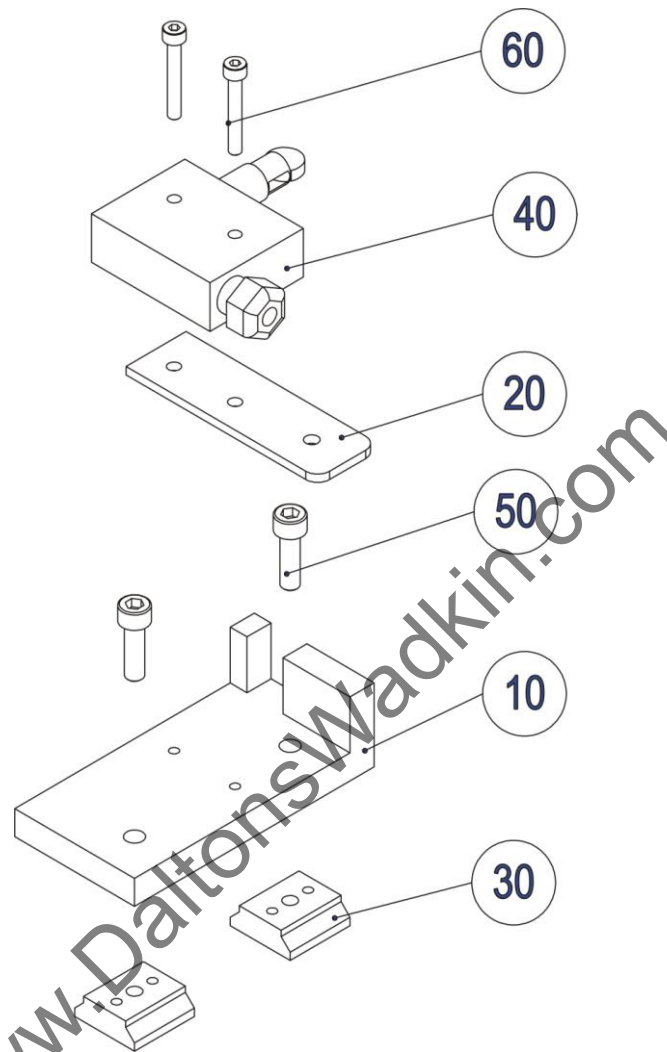


Pos.	Article - No.	Designation
10	F0610.0700	90° stop 4.-axis
20	K3200.0081	shim ring DIN 988-8x14x0,5
30	K3200.0104	hexagonal nut DIN 934-M8
40	K3100.0757	eye bolt DIN 444-LBM8x70
50	K3200.0022	self locking nut DIN 985-M8

Pos.	Article - No.	Designation
60	K3100.0860	set screw M8x45
70	K3700.0253	knurled nut GN590-32-M8-D
80	K3100.0193	parallel pin DIN 6325 10m6x24
90	K3100.0054	cheese head screw DIN 912-M8x30
100	K3100.0633	set screw DIN913 M6x16

13.2.3 Scan overlay

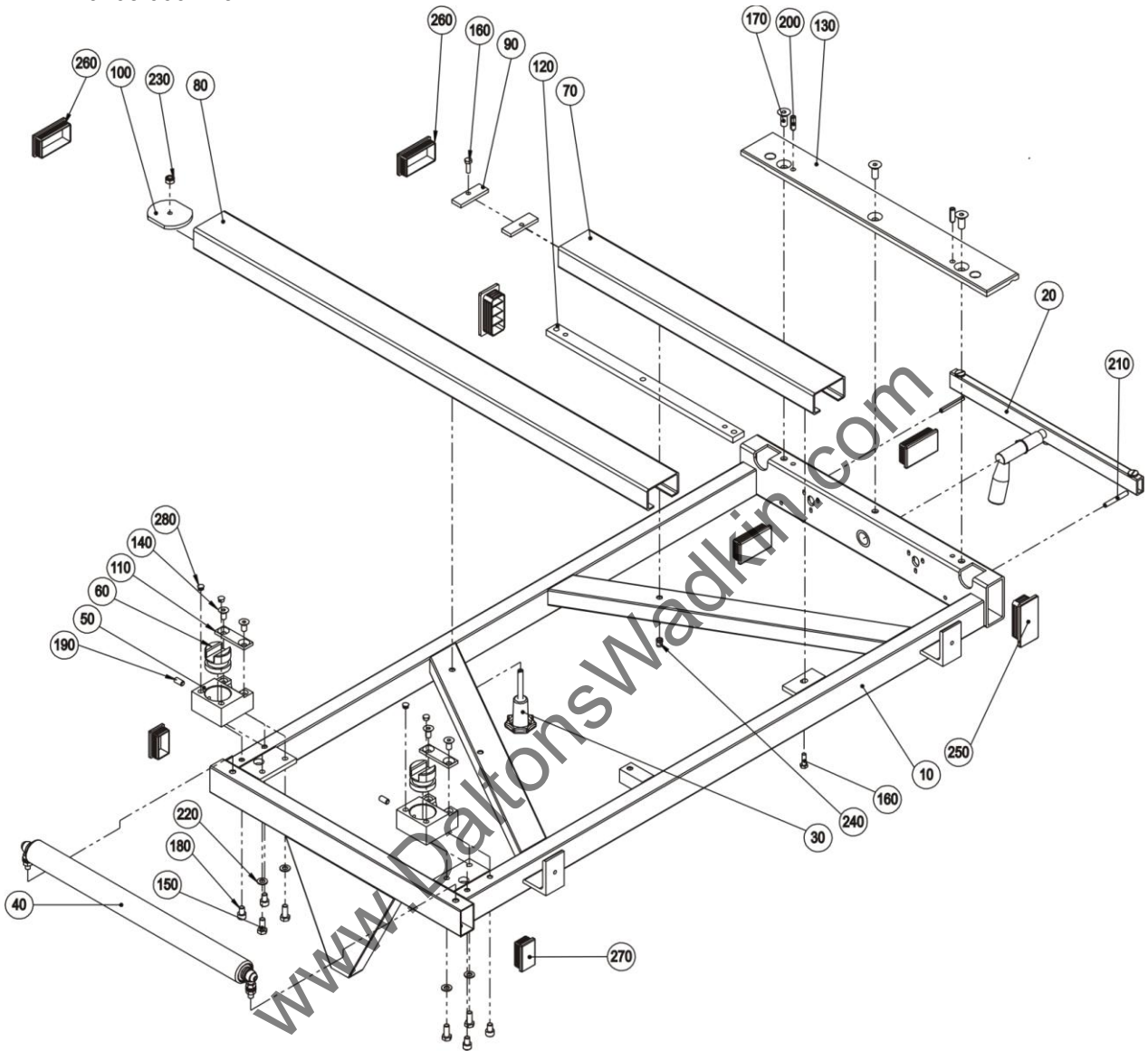
B0610.0490~0



Pos.	Article - No.	Designation
10	F0610.1140	angle bracket
20	F0610.1500	plate
30	F0610.1460	sliding block
40	K6310.0188	micro switch MK V12D15-G
50	K3100.0077	cheese head screw DIN 912-M6x20
60	K3100.0661	cheese head screw DIN912-M4x28

14 Additional cross slide

B9405.0007~-a

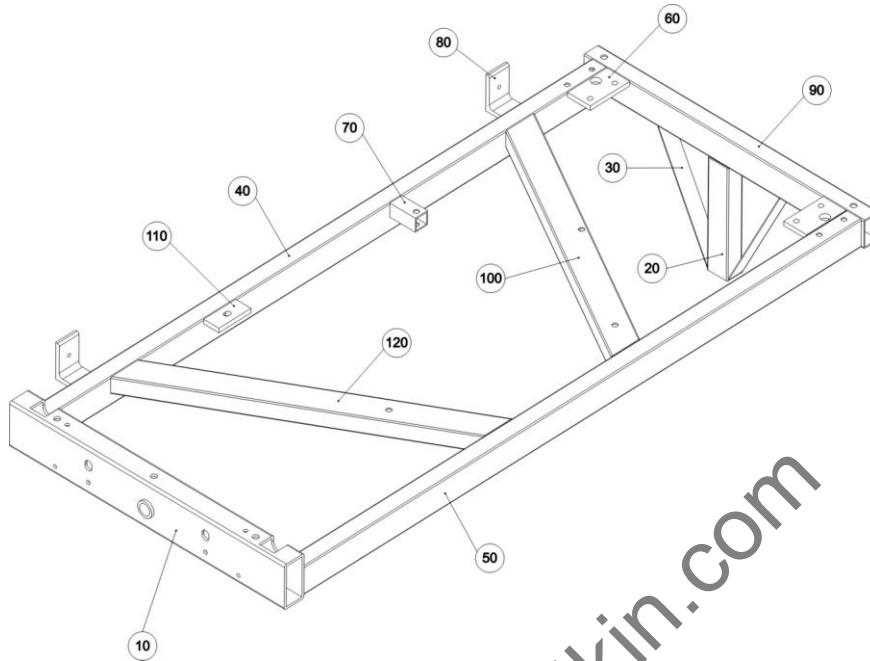


Pos.	Article - No.	Designation
10	B9317.0066	cross slide frame EX1/EX2
20	B9317.0093	eccentric clamping
30	B9317.0130	star grip screw
40	B9324.0063	roller (465mm long)
50	F9317.0510	guide holder 90°
60	F9317.0520	guide90°
70	F9317.0620	C-profile e 1
80	F9317.0630	C-profile e 2
90	F9317.0641	clamping piece 1
100	F9317.0650	clamping piece 2 Rd.70x6
110	F9317.0681	clamping piece
120	F9317.0821	flat piece
130	F9509.0712	guide rail 70x10x540
140	K3100.0007	counter sunk screw DIN 7991 M8x16

Pos.	Article - No.	Designation
150	K3100.0008	hexagonal head screw DIN 933-M8x20
160	K3100.0022	hexagonal head screw DIN 933-M6x20
170	K3100.0044	counter sunk screw DIN 7991 M10x25
180	K3100.0047	cheese head screw DIN 912 M8x12
190	K3100.0048	set screw DIN 913-M8x16
200	K3100.0290	slotted spring pinDIN 1481-8x24
210	K3100.0593	slotted spring pin6x55-DIN 1481
220	K3200.0005	washer DIN 125-A8,4
230	K3200.0022	self locking nut DIN 985-M8
240	K3200.0101	clinch nut M6
250	K3700.0010	cap 80x40x4
260	K3700.0012	square plug 70x40x2
270	K3700.0013	square plug 50x30x2
280	K3700.0195	mini cover cap

14.1 Cross slide frame EX1/EX2

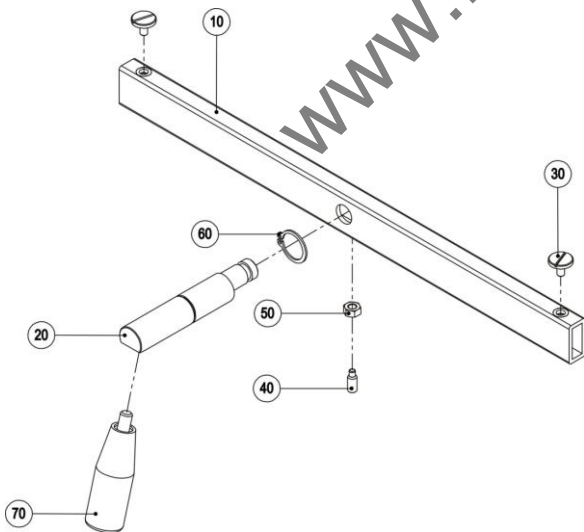
B9317.0066~a



Pos.	Article - No.	Designation
10	B9317.0170	square tube
20	B9509.0210	square tube
30	F0210.0970	cover plate (bis 3,40m Schnittlänge)
40	F9317.0731	square tube
50	F9317.0741	square tube
60	F9317.0780	flat piece

Pos.	Article - No.	Designation
70	F9317.0870	square tube 25x25x2x50lg.
80	F9317.0880	angle L65x50x7x40lg.
90	F9317.0890	square tube 50x30x2x550lg.
100	F9317.1020	square tube
110	F9317.1030	flat piece
120	F9317.1040	square tube

14.2 Eccentric clamping (add. cross slide)

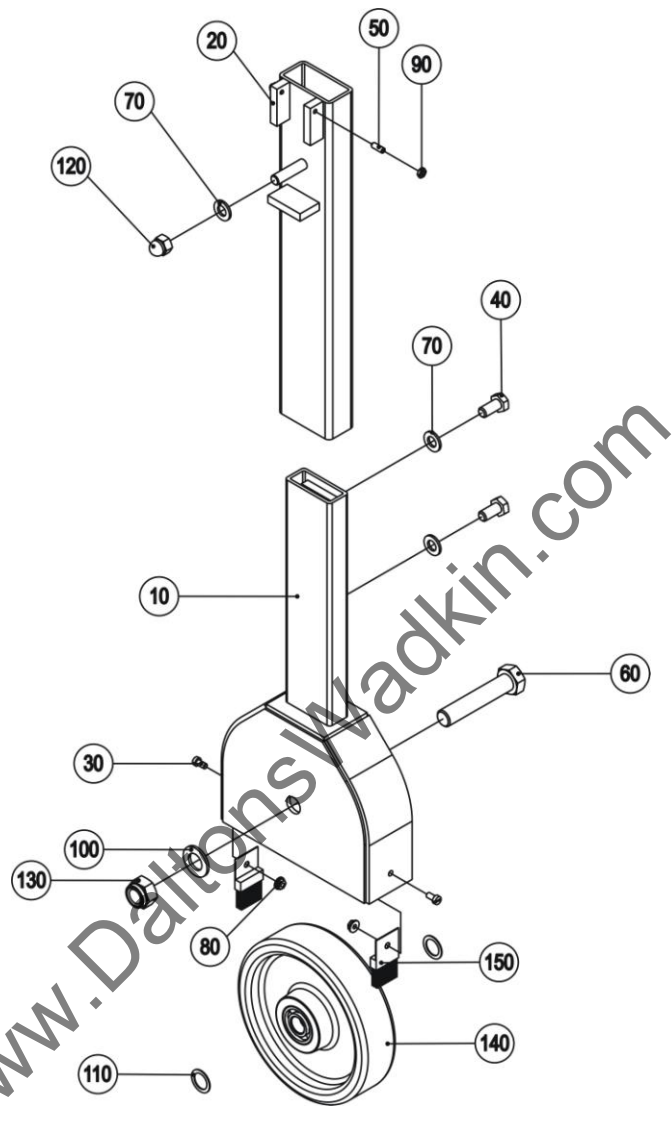


Pos.	Article - No.	Designation
10	B9509.0330	square tube
20	F9509.1840	eccentric shaft
30	K3100.0141	pan head screw DIN 921-M5x10
40	K3100.0184	set screw DIN 915-M6x16

Pos.	Article - No.	Designation
50	K3200.0018	hexagonal nut DIN 934-M6
60	K3200.0021	circlip DIN 471-20x1,2
70	K3700.0160	cone grip -M8

14.3 Support roller

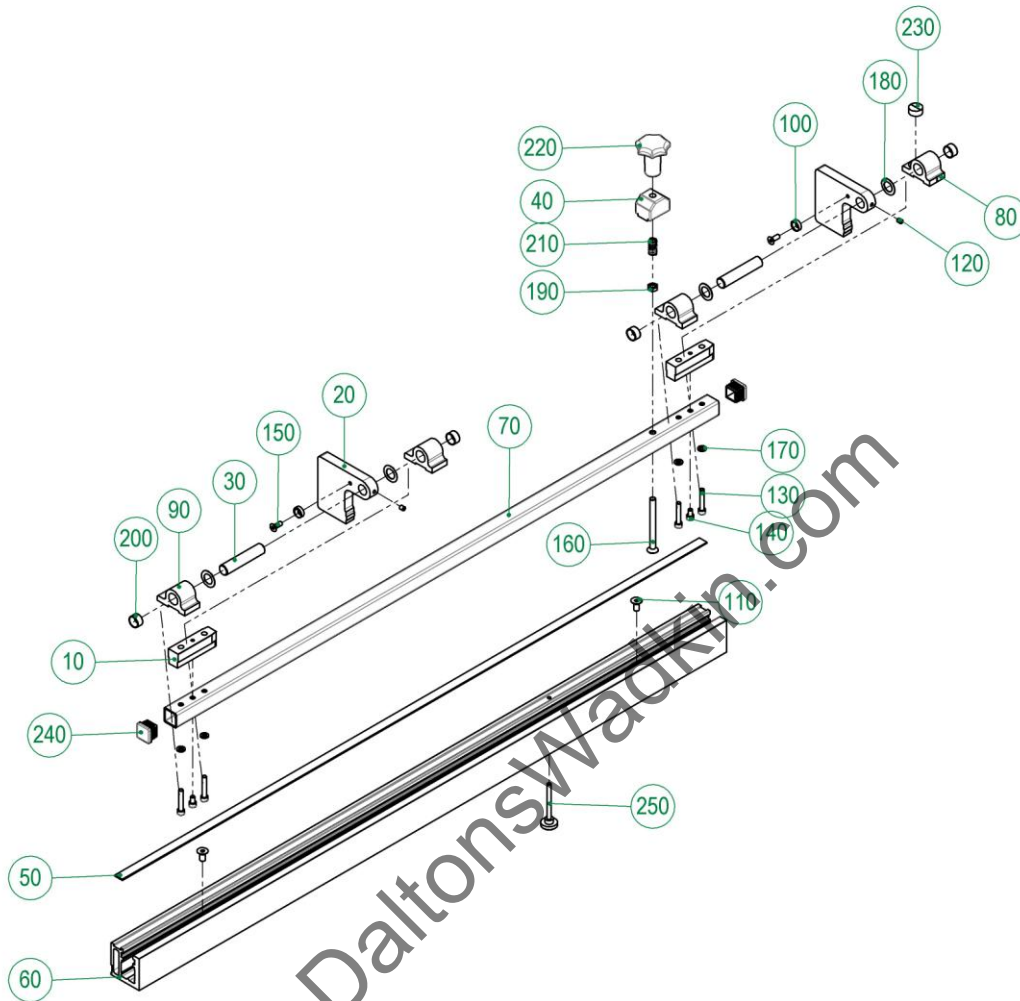
B9405.0010_0



Pos.	Article - No.	Designation
10	B9405.0100	support roller
20	B9405.0110	support tube
30	K3100.0135	tube D=15x2,5x46lg.
40	K3100.0319	cheese head screw DIN 84 M6x12
50	K3100.0844	hexagonal head screw DIN 933-M10x65
60	K3100.0967	hexagonal head screw DIN 933-M12x25
70	K3200.0007	washer DIN 125-A13
80	K3200.0116	hexagonal nut DIN 934-M10
90	K3200.0145	hexagonal nut DIN 934-M6
100	K3200.0155	washer
110	K3200.0195	shim ring
120	K3200.0223	cap nut DIN 1587-M12
130	K3200.0226	self locking nut
140	K3500.0128	wheel PPKS/200/50/4K
150	K3700.0162	seal brush type 6d-40

14.4 Crosscut fence for add. cross slide

B9405.0001~0



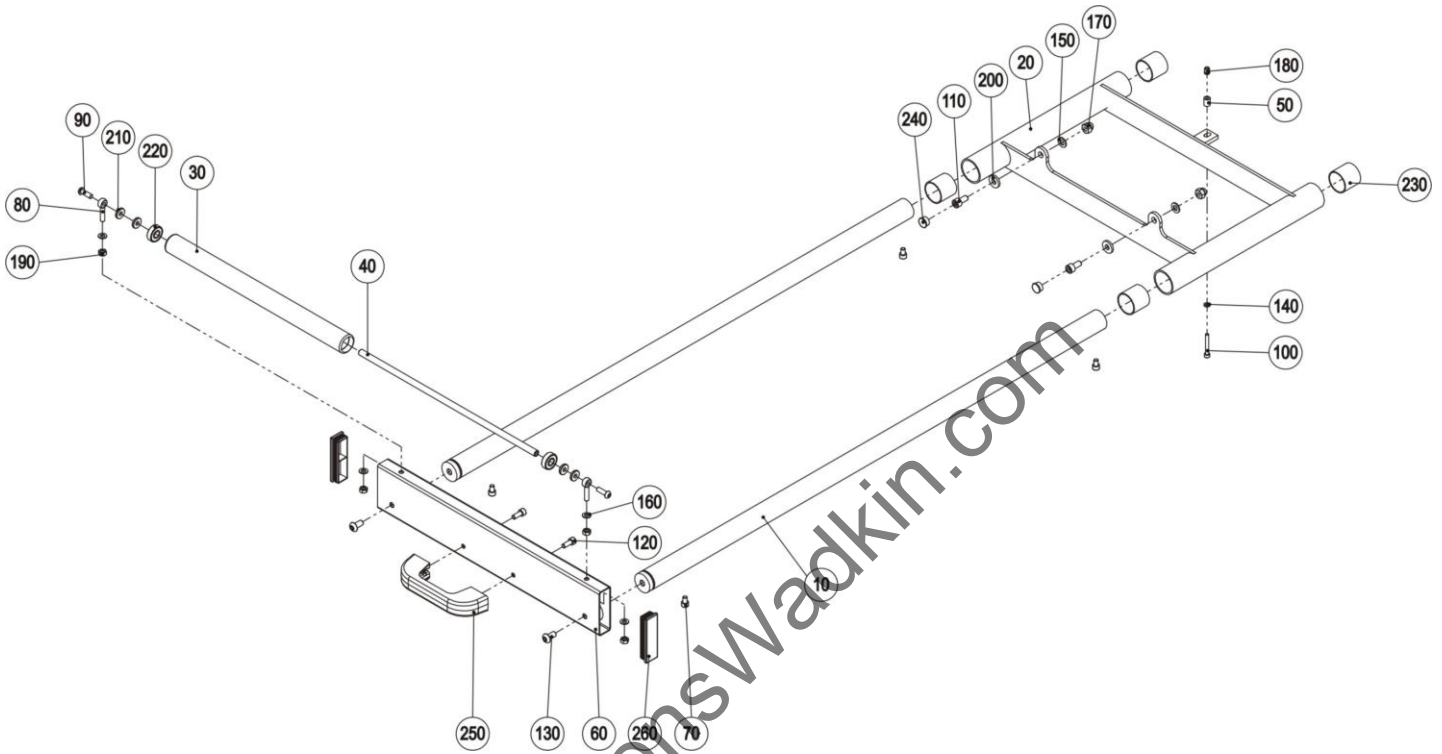
Pos.	Article - No.	Designation
10	F9007.0712	stop holder support
20	F9007.1160	throw over stop
30	F9206.0600	bolt Rd.16h6x77lg.
40	F9206.0911	clamping piece
50	F9315.0770	measuring rule 1500-20mm/59-1"
60	F9405.0510	profile e crosscut fence EX1
70	F9405.0570	tube 25x25x2x1090
80	F9409.0620	stop holder with magnifying glass
90	F9409.0630	stop holder
100	F9409.0670	eccentric scheinbe Rd.16x5lg.
110	K3100.0007	counter sunk screw DIN 7991 M8x16
120	K3100.0032	set screw DIN 916-M6x8
130	K3100.0040	cheese head screw DIN 912-M6x35

Pos.	Article - No.	Designation
140	K3100.0065	cheese head screw DIN 912-M6x10
150	K3100.0095	counter sunk screw DIN 7991-M6x16
160	K3100.0578	counter sunk screw DIN 7991 M8x90
170	K3200.0001	washer DIN 125-A6,4
180	K3200.0026	shim ring DIN 988-16x26x0,5
190	K3200.0036	hexagonal nut DIN 936-M8
200	K3300.0024	socket 1610 DU Fa. INA
210	K3600.0001	pressure spring D-192
220	K3700.0014	star grip nut A50-M8-E
230	K3700.0015	magnifying glass
240	K3700.0016	cap 25x25x2 black
250	K3700.0018	knurled head screw DIN 464-M6x60

15 Cross slide width extension

15.1 Standard

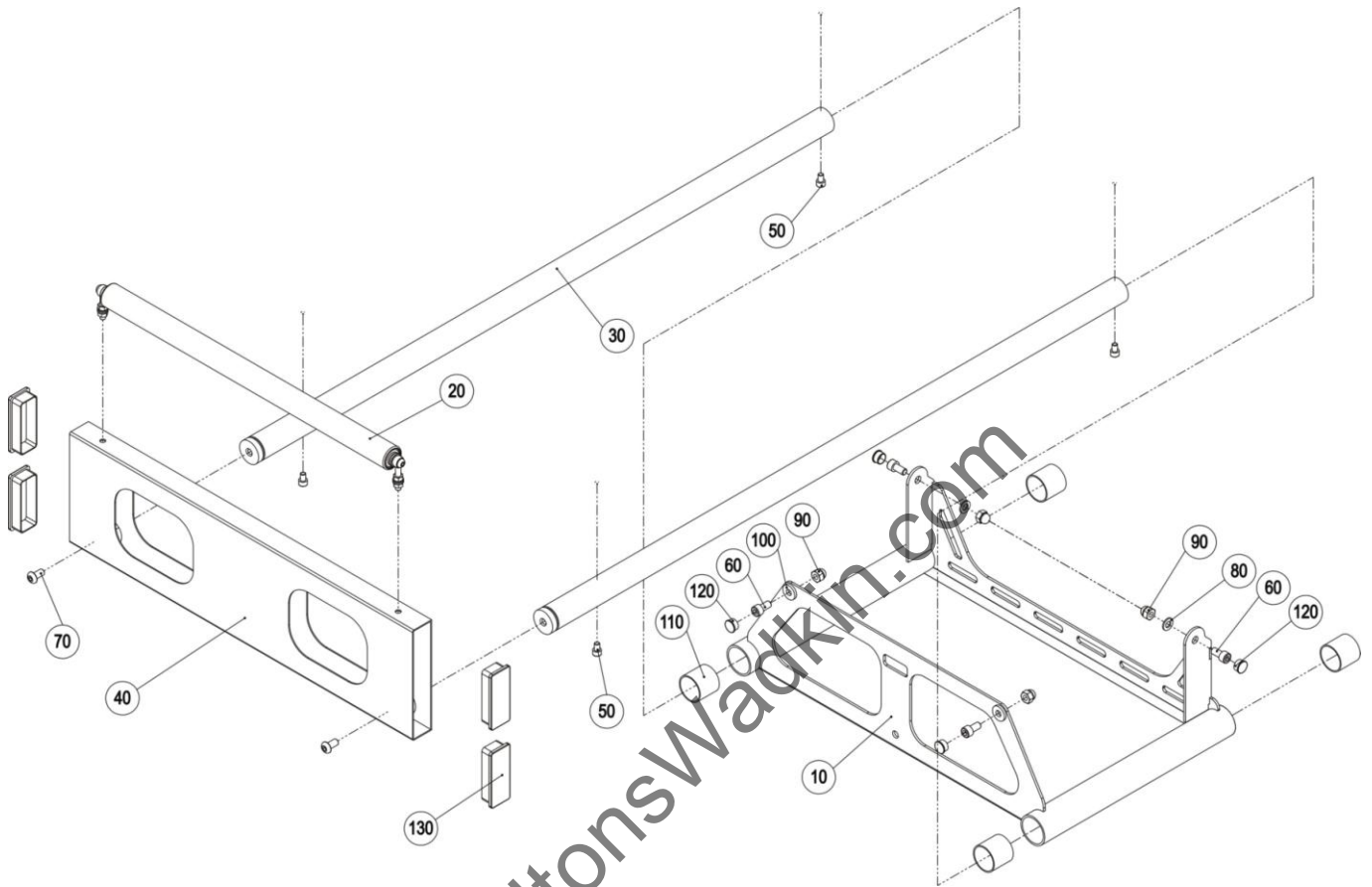
B9324.0011~0



Pos.	Article - No.	Designation
10	B9324.0060	guide tube
20	B9324.0070	extension for cross slide
30	F9324.0640	roller D=38x465mm
40	F9324.0650	axis $\varnothing 12 \times 465$ mm long
50	F9324.0680	distance bush
60	F9324.0710	crossbar
70	K3100.0047	cheese head screw DIN 912 M8x12
80	K3100.0049	eye bolt DIN444 - M8x40
90	K3100.0050	oval head screw ISO 7380 M8x25
100	K3100.0123	cheese head screw DIN 912 M6x45
110	K3100.0126	cheese head screw DIN 912-M10x20
120	K3100.0234	cheese head screw DIN 912 M8x20
130	K3100.0711	oval head screw ISO 7380 M10x20

Pos.	Article - No.	Designation
140	K3200.0001	washer DIN 125-A6,4
150	K3200.0002	washer DIN 125 A10,5
160	K3200.0005	washer DIN 125-A8,4
170	K3200.0042	cap nut DIN 1587-M10
180	K3200.0101	clinch nut M6
190	K3200.0104	hexagonal nut DIN 934-M8
200	K3200.0160	washer DIN 7349 10,5
210	K3200.0198	washer DIN 7349 8,4
220	K3300.0009	ball bearing DIN 625-6201_ZZ
230	K3300.0036	bush 4040DU
240	K3700.0049	cover cap DP687 D=17,4
250	K3700.0096	handle
260	K3700.0208	square plug 100x30x1,5 - 3,5

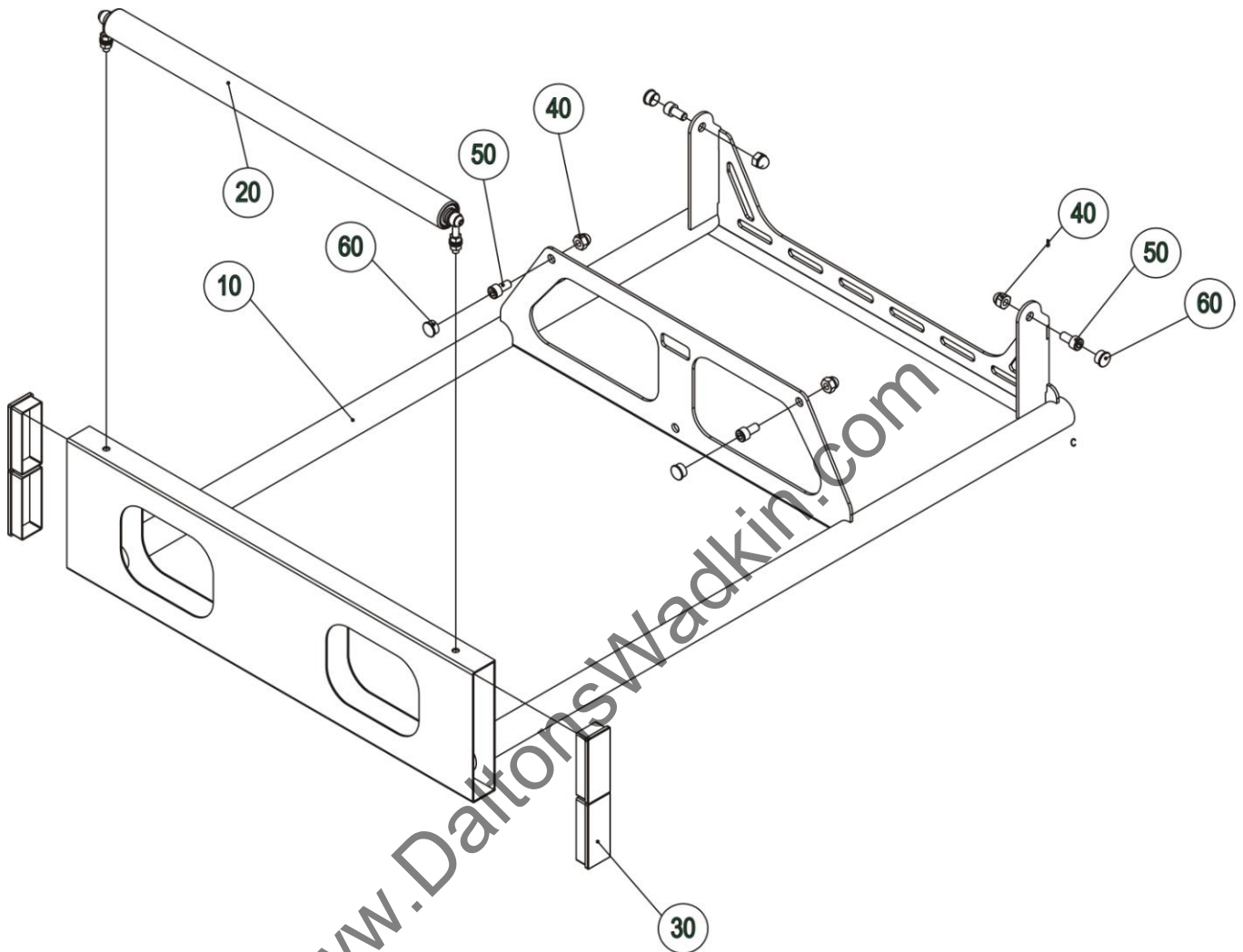
15.2 4.axis
B0610.0280-0



Pos.	Article - No..	Designation
10	B0610.0290	guide frame
20	B0610.0320	roller (595mm long)
30	B9324.0060	guide tube
40	F0610.0920	tube 200x40
50	K3100.0047	cheese head screw DIN 912-M8x12
60	K3100.0126	cheese head screw DIN 912-M10x20
70	K3100.0711	oval head screw DIN 7380-M10x20
80	K3200.0002	washer DIN 125-A10,5
90	K3200.0042	cap nut DIN 1587-M10
100	K3200.0160	washer DIN 7349-10,5x25x4
110	K3300.0036	bush 4040DU
120	K3700.0049	cover cap DP687 D=17,4
130	K3700.0306	square plug 100x40x3

15.3 4. axis 90°

B0610.0281~0

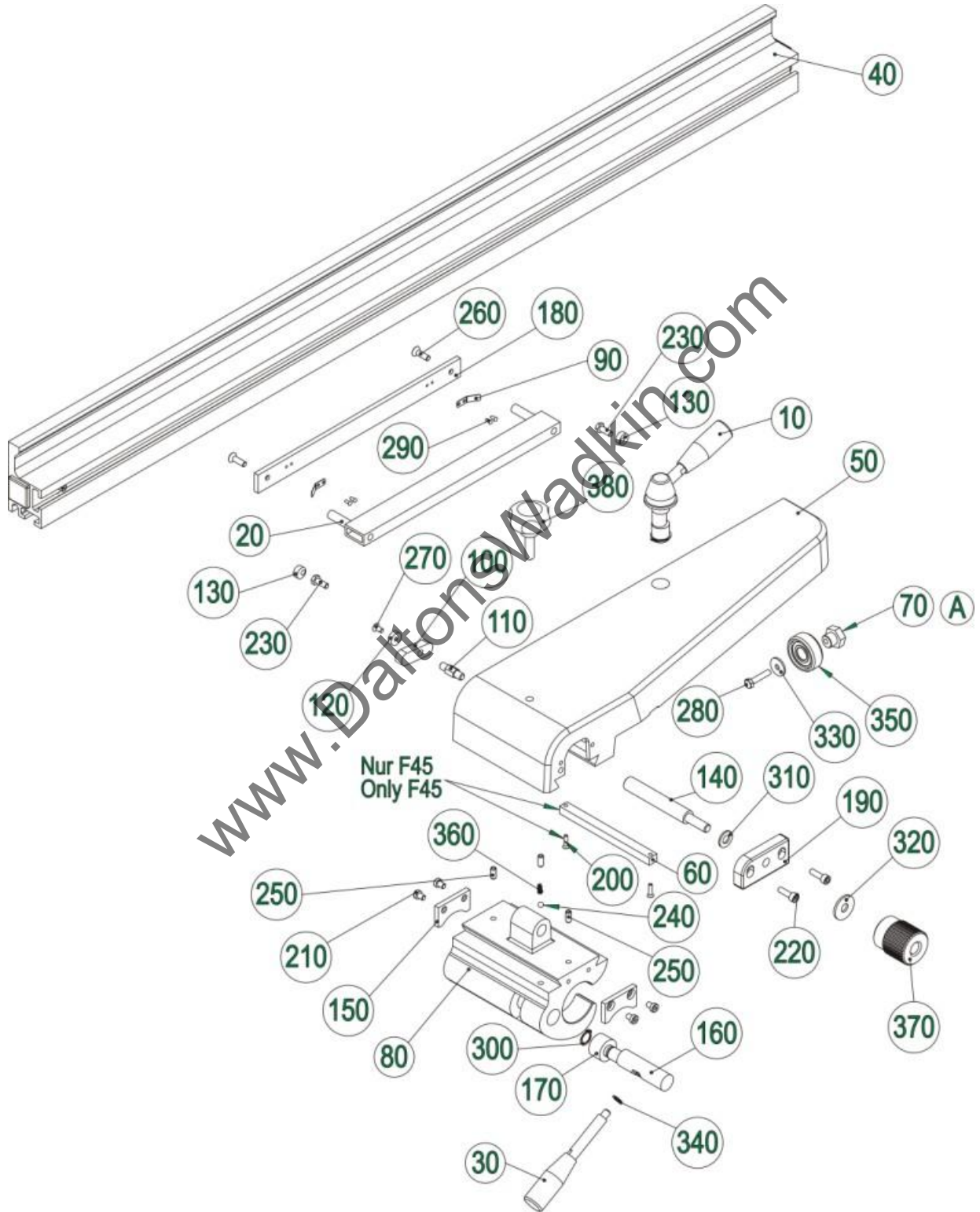


Pos.	Article - No.	Designation
10	B0610.0291	guide frame cross slide verbreiterung
20	B0610.0320	roller (595mm long)
30	K3700.0197	square plug 100x40x2
40	K3200.0042	cap nut DIN 1587-M10
50	K3100.0126	cheese head screw DIN 912-M10x20
60	K3700.0049	cover cap DP687 D=17,4

16 Rip fence

16.1 Manuel rip fence

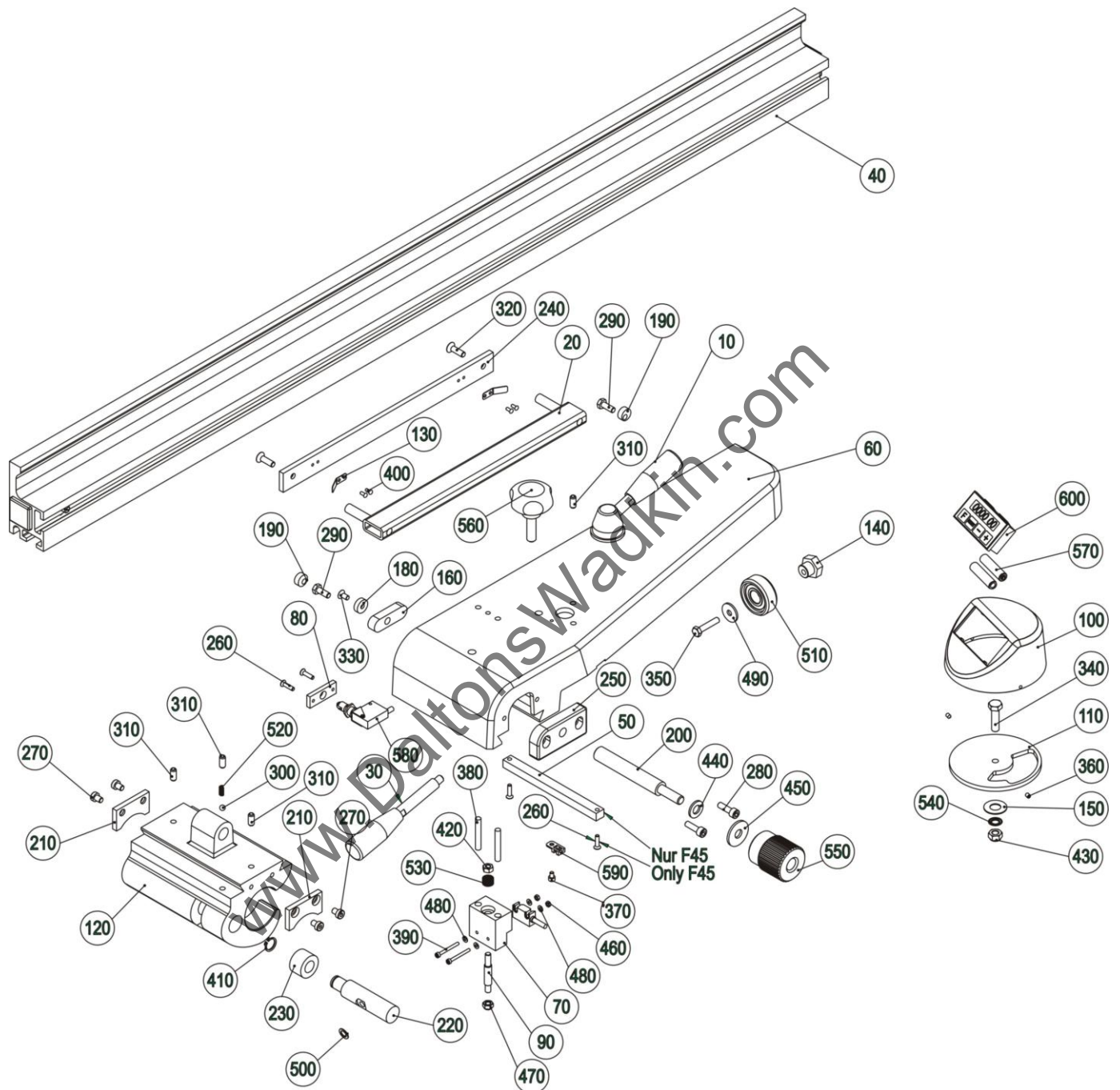
B0603.0020-a



Manuel rip fence

Pos.	Article - No.	Designation
10	B9325.0066	eccentric lever top
20	B9325.0070	clamping
30	B9325.0076	eccentric lever (bottom)
40	B9325.0130	stop profile -complete
50	F0103.0550	top section for rip fence
60	F0105.0520	cam switch rip fence
80	F0603.1000	Kloben Parallelanschlag
90	F0640.0990	spring
70	F9209.0650	eccentric
100	F9303.0580	parallel key 16x10x50
110	F9303.0590	support
120	F9303.0640	stop Rd.16h11x5lg.
130	F9325.0520	guide Rd.14x6
140	F9325.0550	spindle for fine adjustment
150	F9325.0590	wiper
160	F9325.0600	eccentric shaft Rd.20h9x90lg.
170	F9325.0610	eccentric
180	F9325.0630	terminal strip Fl.25x6x321lg.
190	F9325.0691	spindle bearing
200	K3100.0056	counter sunk screw DIN 965-M4x16
210	K3100.0066	cheese head screw DIN 7984-M6x8
220	K3100.0077	cheese head screw DIN 912-M6x20
230	K3100.0089	hexagonal head screw DIN 933-M6x16
240	K3100.0092	ball RB-6/G20W
250	K3100.0093	slotted spring pinDIN 1481-6x14
260	K3100.0152	counter sunk screw DIN 7991-M6x20
270	K3100.0157	counter sunk screw DIN 7991-M5x10
280	K3100.0198	hexagonal head screw DIN 933-M6x30
290	K3100.0874	round head grooved pin 3x7
300	K3200.0014	circlip for shaft DIN471-14x1
310	K3200.0034	washer DIN 125 A10,5
320	K3200.0038	washer DIN 9021 10,5
330	K3200.0090	washer DIN 440-R6,6
340	K3200.0177	self locked washer S8
350	K3300.0007	ball bearing 6202 untl.
360	K3600.0003	pressure spring DIN 2076-D117 B
370	K3700.0127	KU-knurled nut NB740-40-M10-SW
380	K3700.0363	star grip screw M10x35

16.2 Manual rip fence with DIGIT X B0615.0020~-a



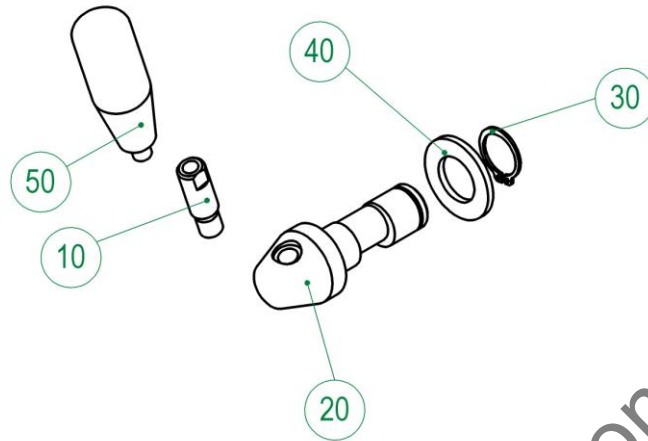
Pos.	Article - No.	Designation
10	B9325.0066	eccentric lever top
20	B9325.0070	clamping
30	B9325.0076	eccentric lever -bottom-
40	B9325.0130	stop profile
50	F0105.0520	cam switch rip fence
60	F0603.0510	top section for rip fence (Fertigteil)
70	F0603.0520	support reading head
80	F0603.0540	plate
90	F0603.0660	guide bolt
100	F0603.0900	housing DIGIT_X
110	F0603.0910	housing boden

Manual rip fence with DIGIT X

Pos.	Article - No.	Designation
120	F0603.1000	hinge
130	F0640.0990	spring
140	F9209.0650	eccentric for top stop
150	F9301.0620	washer 1 D25x1
160	F9303.0580	parallel key 16x10x50
170	F9303.0590	support
180	F9303.0640	stop Rd.16h11x5lg.
190	F9325.0520	guideRd.14x6
200	F9325.0550	spindle for fine adjustment
210	F9325.0590	wiper
220	F9325.0600	eccentric shaft Rd.20h9x90lg.
230	F9325.0610	eccentric stück
240	F9325.0630	terminal strip Fl.25x6x321lg.
250	F9325.0691	spindle bearing
260	K3100.0056	counter sunk screw DIN 965-M4x16
270	K3100.0066	cheese head screw DIN 7984-M6x8
280	K3100.0077	cheese head screw DIN 912-M6x20
290	K3100.0089	hexagonal head screw DIN 933-M6x16
300	K3100.0092	ball RB-6/G20W
310	K3100.0093	slotted spring pinDIN 1481-6x14
320	K3100.0152	counter sunk screw DIN 7991-M6x20
330	K3100.0157	counter sunk screw DIN 7991-M5x10
340	K3100.0166	hexagonal head screw DIN 933-M8x30
350	K3100.0198	hexagonal head screw DIN 933-M6x30
360	K3100.0205	set screw M4x6-DIN914
370	K3100.0278	cheese head screw DIN 912-M4x6
380	K3100.0312	grooved taper pin DIN 1471-6x40
390	K3100.0864	cheese head screw DIN 912 M3x30
400	K3100.0874	round head grooved pin 3x7
410	K3200.0014	circlip for shaft DIN471-14x1
420	K3200.0018	hexagonal nut DIN 934-M6
430	K3200.0022	self locking nut DIN 985-M8
440	K3200.0034	washer DIN 125 A10,5
450	K3200.0038	washer DIN 9021 10,5
460	K3200.0047	hexagonal nut DIN 934-M3
470	K3200.0063	self locking nut DIN 985-M6
480	K3200.0080	washer DIN 125-A3,2
490	K3200.0090	washer DIN 440-R6,6
500	K3200.0177	self locked washerS8
510	K3300.0007	ball bearing 6202 umtl.
520	K3600.0003	pressure spring DIN 2076-D117 B
530	K3600.0015	pressure spring 12x0,8x36
540	K3600.0041	disc spring 15x8,2x0,8
550	K3700.0127	KU-knurlled nut NB740-40-M10-SW
560	K3700.0363	star grip screw M10x35
570	K6130.0002	battery Micro LR03
580	K6330.0031	liwith switch
590	K6540.0042	Befestigungssockel f. Kabel CTAM1
600	K6720.0111	CPU DIGIT X

16.2.1 Eccentric lever top

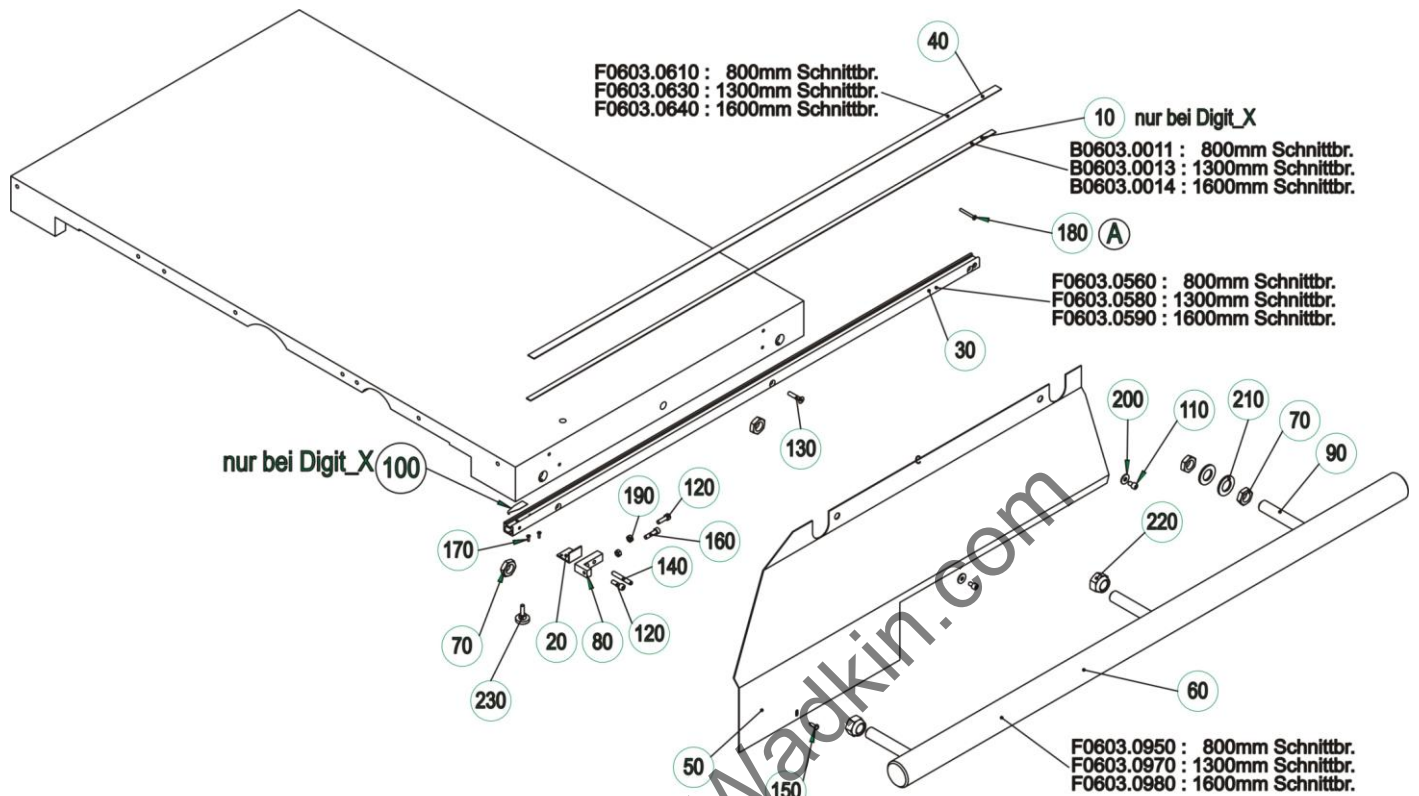
B9325.0066~0



Pos.	Article - No.	Designation
10	F2003.0820	clamping lever
20	F9325.0640	eccentric shaft
30	K3200.0021	circlip for shaft DIN 471-20x1,2
40	K3200.0155	washer DIN 125 A21
50	K3700.0160	cone grip -M8

16.2.2 Cutting width manual

B0603.0100-a

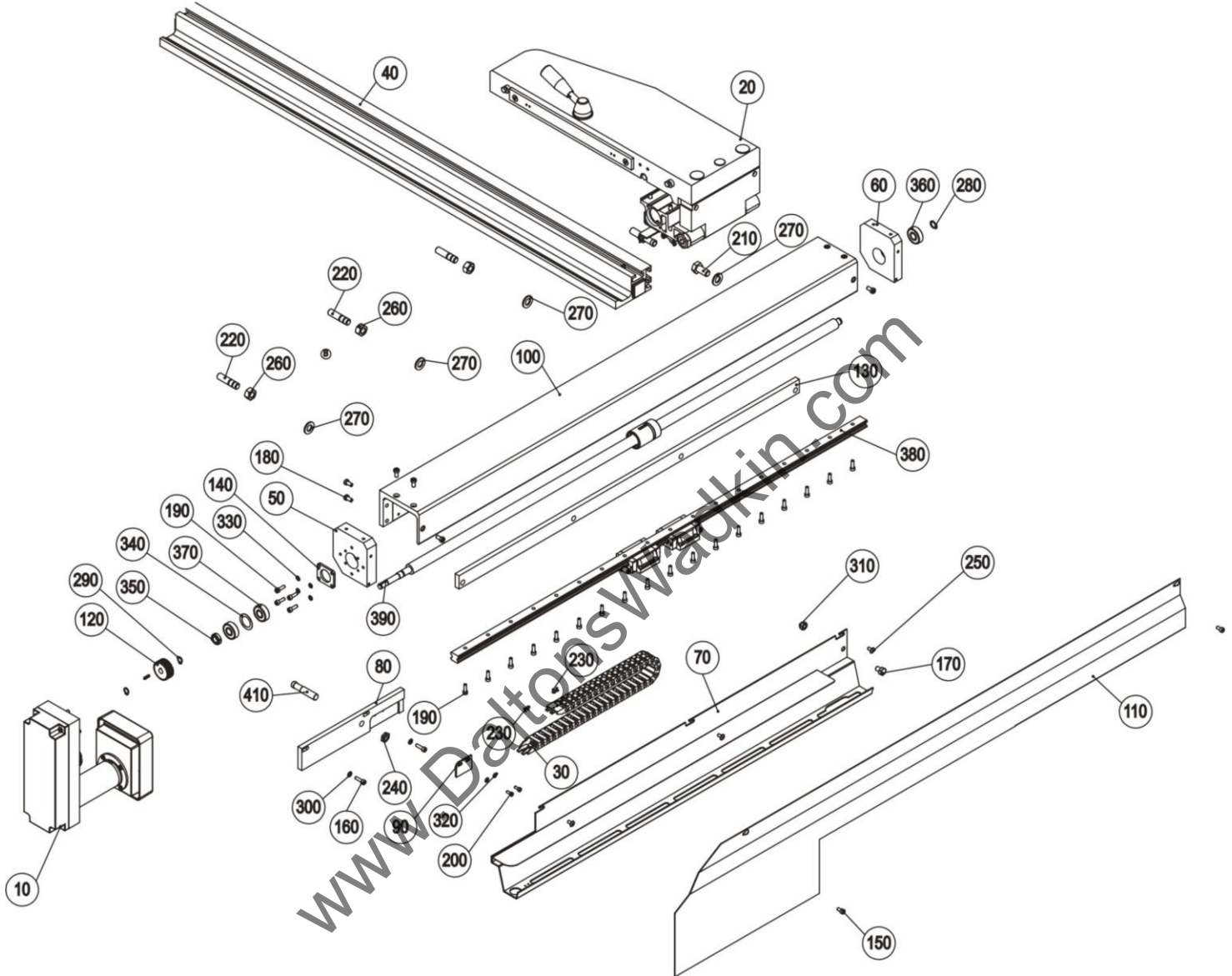


Pos.	Article-No.	Designation
10	B0603.0012	Magnetband DIGIT_X cutting width. 1000mm
20	F0603.0550	fastening angle for cover plate
30	F0603.0570	measuring rule rail 1000mm
40	F0603.0620	measuring rule (1000mm)
50	F0603.0920	cover plate
60	F0603.0960	round bar cutting width 1000mm
70	F8807.1760	hexagonal nut M20x8-SW 27
80	F9303.0570	stop
90	F9325.0710	set screw M20
100	F9605.0840	holding angle
110	K3100.0065	cheese head screw DIN 912-M6x10
120	K3100.0077	cheese head screw DIN 912-M6x20
130	K3100.0082	counter sunk screw DIN 7991 M6x30
140	K3100.0083	slotted spring spin DIN 1481-6x45
150	K3100.0231	screw DIN 7976-4,8x16B
160	K3100.0233	cheese head screw DIN 912-M6x25
170	K3100.0468	blind rivet 3x10 DIN7337
180	K3100.0975	counter sunk screw DIN7991 M4x35
190	K3200.0018	hexagonal nut DIN 934-M6
200	K3200.0108	washer DIN 9021-A6,4
210	K3200.0155	washer DIN 125 A21
220	K3200.0226	self locking nut DIN 985-M20
230	K3700.0025	knurled screw M6x20

16.3 Electromotive rip fence (X-Axis)

16.3.1 X-Axis 800 mm

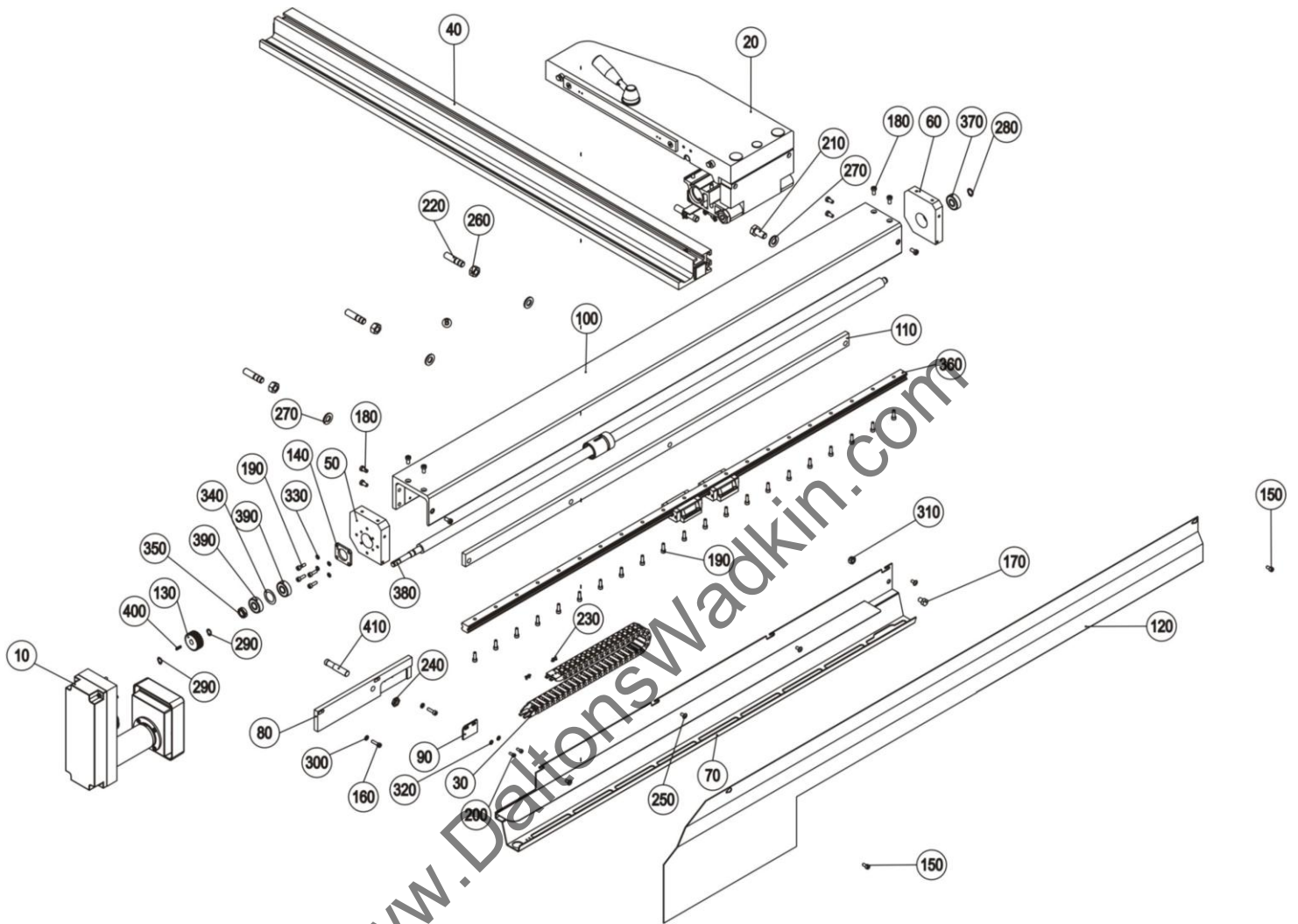
B0609.0080



Pos.	Article - No.	Designation
10	B0609.0021	drive X-axis F4506
20	B0609.0025	bracket X.-Achse F4506
30	B0609.0041	energy chain X-Achse 800
40	B9325.0130	stop profile complete
50	F0609.0660	end piece , left
60	F0609.0670	end piece floating bearing side
70	F0609.0713	guide (cutting width.800mm)
80	F0609.0720	plate
90	F0609.0721	plate
100	F0609.0740	profile 2006 (cutting width.. 800mm)
110	F0609.0910	cover X-axis 800
120	F0609.0921	synchronised pulley T5-0/24
130	F0609.0930	flat steel 2006 (cutting width.800mm)
140	F0609.1020	pressure plate

Pos.	Article - No.	Designation
150	K3100.0004	cheese head screw DIN 912-M5x10
160	K3100.0099	cheese head screw DIN 912-M5x18
170	K3100.0217	hexagonal head screw DIN 933-M8x12
180	K3100.0222	cheese head screw DIN 7984-M6x12
190	K3100.0279	cheese head screw DIN 912-M5x16
200	K3100.0297	cheese head screw DIN 912-M4x10
210	K3100.0319	hexagonal head screw DIN 933-M12x25
220	K3100.0655	set screw DIN 938-M12x40
230	K3100.0691	counter sunk screw DIN 7991-M3x6
240	K3100.0840	M12 hexagonal nut
250	K3100.0895	pan head screw M5x10 mit Scheibe
260	K3200.0006	hexagonal nut DIN 934-M12
270	K3200.0007	washer DIN 125-A13
280	K3200.0012	circlip DIN 471-12x1
290	K3200.0013	circlip DIN 471-10x1
300	K3200.0015	washer DIN 125-A5,3
310	K3200.0022	self locking nut DIN 985-M8
320	K3200.0027	washer DIN 125-A4,3
330	K3200.0175	Schnorr-locking washer DIN 88120-S5
340	K3200.0236	shim ring DIN 988-22x32x0,5
350	K3200.0238	self locking slotted nut GUK M12x1
360	K3300.0133	grooved ball bearing DIN 625-6201.EE
370	K3300.0182	angular ball bearing DIN 628-7201B.2RS
380	K3300.0183	rail guide unit
390	K3300.0184	ball screw
400	K3400.0012	parallel key DIN 6885-A3x3x14
410	K6730.0015	sensor

16.3.2 X-Axis 1000 mm
B0609.0081



Pos.	Article - No.	Designation
10	B0609.0021	drive X-axis F4506
20	B0609.0025	bracket X.-Achse F4506
30	B0609.0051	energy chain X-Achse 1000
40	B9325.0130	stop profile complete
50	F0609.0660	end piece , left
60	F0609.0670	end piece floating bearing side
70	F0609.0710	guide (cutting width.1000mm)
80	F0609.0720	plate
90	F0609.0721	plate
100	F0609.0750	profile 2006 (cutting width. 1000mm)
110	F0609.0780	flat steel 2006 (cutting width 1000mm)
120	F0609.0880	cover X-Axis 1000
130	F0609.0921	synchronised washer T5-0/24
140	F0609.1020	pressure plate
150	K3100.0004	cheese head screw DIN 912-M5x10
160	K3100.0099	cheese head screw DIN 912-M5x18
170	K3100.0217	hexagonal head screw DIN 933-M8x12
180	K3100.0222	cheese head screw DIN 7984-M6x12
190	K3100.0279	cheese head screw DIN 912-M5x16

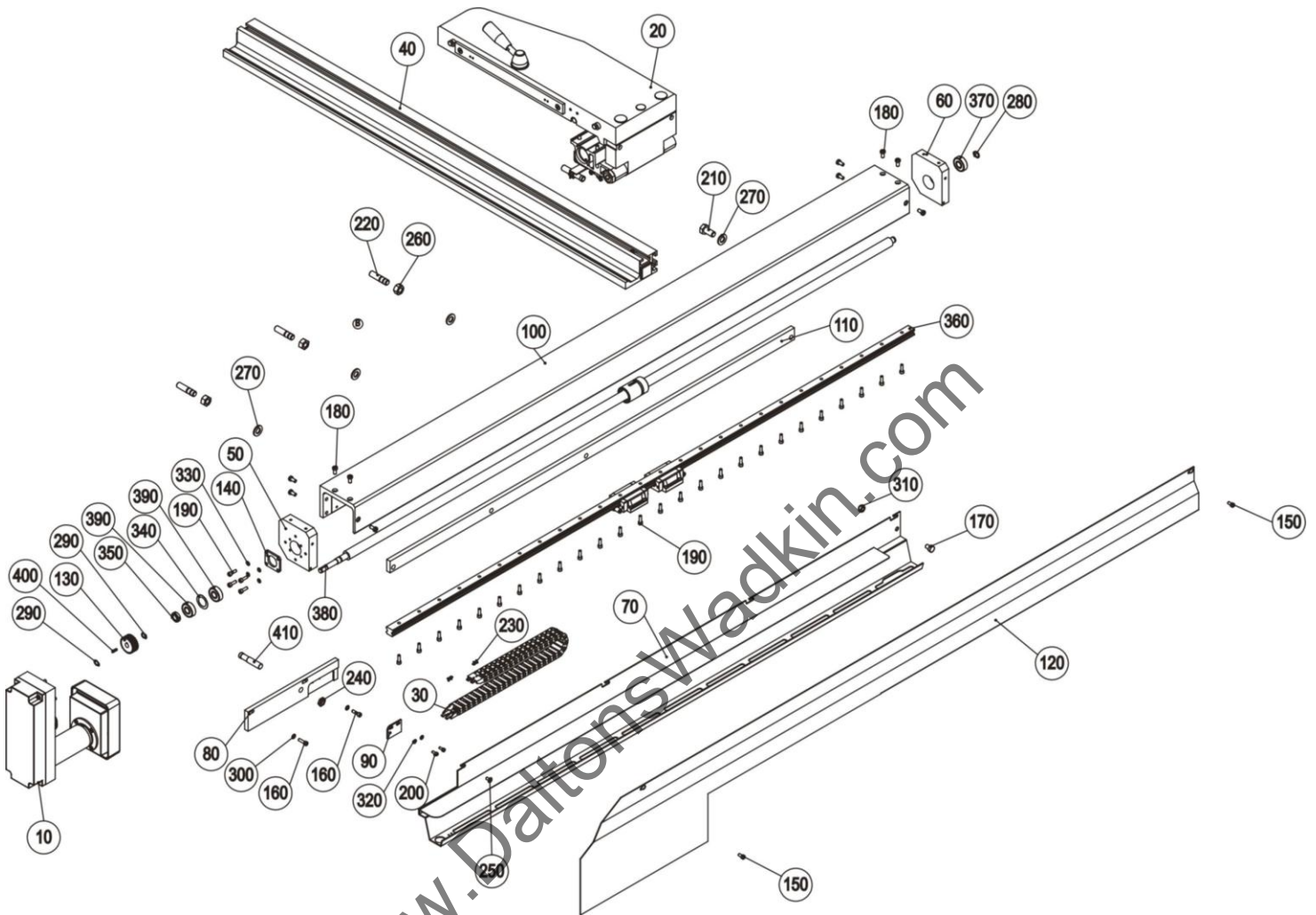
Pos.	Article - No.	Designation
200	K3100.0297	cheese head screw DIN 912-M4x10
210	K3100.0319	hexagonal head screw DIN 933-M12x25
220	K3100.0655	set screw DIN 938-M12x40
230	K3100.0691	counter sunk screw DIN 7991-M3x6
240	K3100.0840	M12 hexagonal nut
250	K3100.0895	pan head screw M5x10 mit Scheibe
260	K3200.0006	hexagonal nut DIN 934-M12
270	K3200.0007	washer DIN 125-A13
280	K3200.0012	circlip DIN 471-12x1
290	K3200.0013	circlip DIN 471-10x1
300	K3200.0015	washer DIN 125-A5,3
310	K3200.0022	self locking nut DIN 985-M8
320	K3200.0027	washer DIN 125-A4,3
330	K3200.0175	Schnorr-locking washer DIN 88120-S5
340	K3200.0236	shim ring DIN 988-22x32x0,5
350	K3200.0238	self locking slotted nut GUK M12x1
360	K3300.0126	rail guide unit Schnittbr.1000
370	K3300.0133	grooved ball bearing DIN 625-6201.EE
380	K3300.0173	ball screw Schnittbr.1000
390	K3300.0182	angular ball bearing DIN 628-7201B.2RS
400	K3400.0012	parallel key DIN 6885-A3x3x14
410	K6730.0015	sensor

www.DaltonsWadkin.com

X-Axis 1300 mm

16.3.3 X-Axis 1300 mm

B0609.0082



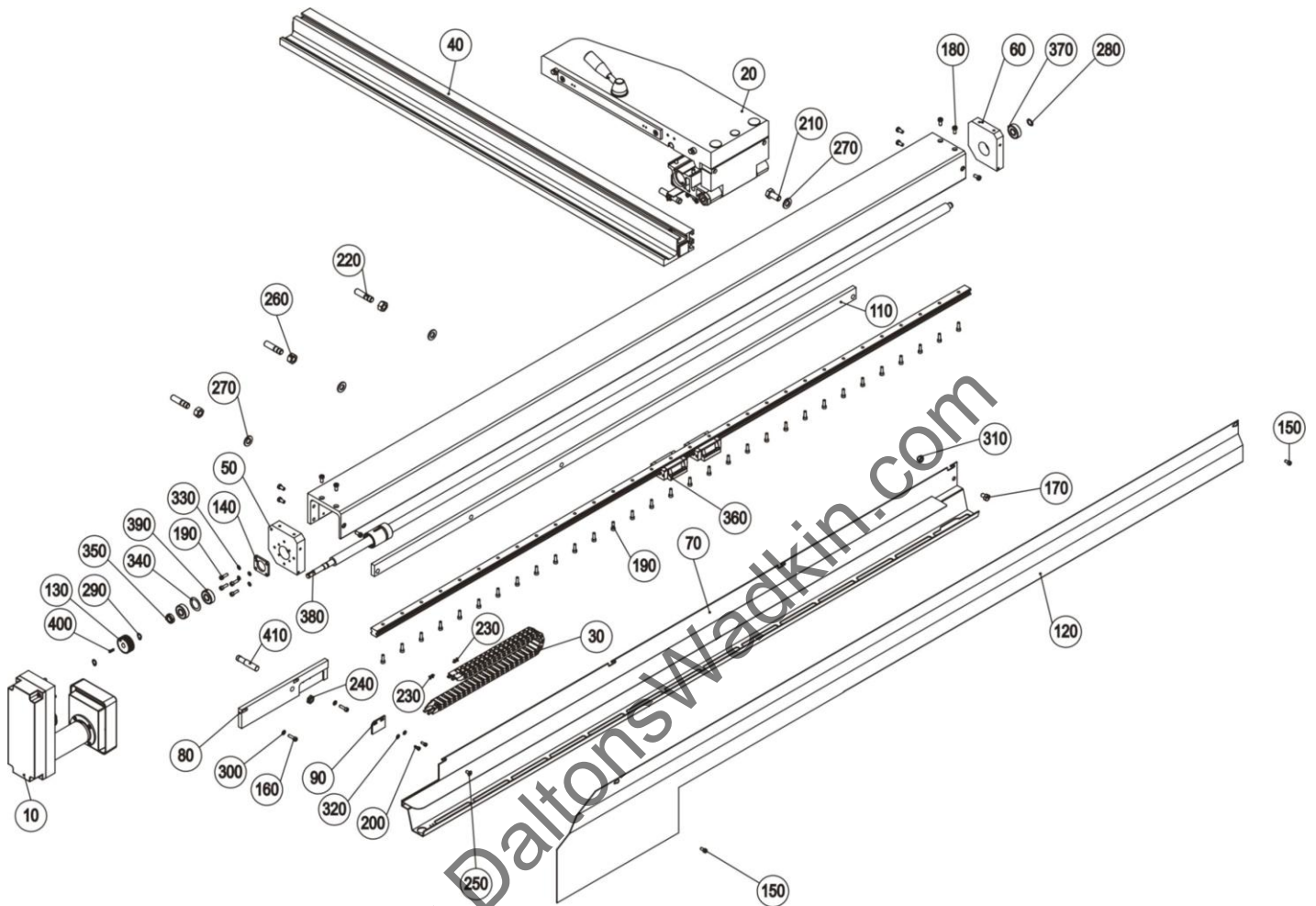
Pos.	Article - No.	Designation
10	B0609.0021	drive X-axis F4506
20	B0609.0025	bracket X.-Achse F4506
30	B0609.0061	energy chain X-Achse 1300
40	B9325.0130	stop profile complete
50	F0609.0660	end piece , left
60	F0609.0670	end piece floating bearing side
70	F0609.0711	guide (cutting width.1300mm)
80	F0609.0720	plate
90	F0609.0721	plate
100	F0609.0760	profile 2006 (cutting width. 1300mm)
110	F0609.0790	flat steel 2006 (cutting width 1300mm)
120	F0609.0890	cover X-Axis 1300
130	F0609.0921	synchronised washer T5-0/24
140	F0609.1020	pressure plate
150	K3100.0004	cheese head screw DIN 912-M5x10
160	K3100.0099	cheese head screw DIN 912-M5x18
170	K3100.0217	hexagonal head screw DIN 933-M8x12
180	K3100.0222	cheese head screw DIN 7984-M6x12
190	K3100.0279	cheese head screw DIN 912-M5x16
200	K3100.0297	cheese head screw DIN 912-M4x10

Pos.	Article - No.	Designation
210	K3100.0319	hexagonal head screw DIN 933-M12x25
220	K3100.0655	set screw DIN 938-M12x40
230	K3100.0691	counter sunk screw DIN 7991-M3x6
240	K3100.0840	M12 hexagonal nut
250	K3100.0895	pan head screw M5x10 mit Scheibe
260	K3200.0006	hexagonal nut DIN 934-M12
270	K3200.0007	washer DIN 125-A13
280	K3200.0012	circlip DIN 471-12x1
290	K3200.0013	circlip DIN 471-10x1
300	K3200.0015	washer DIN 125-A5,3
310	K3200.0022	self locking nut DIN 985-M8
320	K3200.0027	washer DIN 125-A4,3
330	K3200.0175	Schnorr-locking washer DIN 88120-S5
340	K3200.0236	shim ring DIN 988-22x32x0,5
350	K3200.0238	self locking slotted nut GUK M12x1
360	K3300.0124	rail guide unit Schnittbr.1300
370	K3300.0133	grooved ball bearing DIN 625-6201.EE
380	K3300.0174	ball screw Schnittbr.1300
390	K3300.0182	angular ball bearing DIN 628-7201B.2RS
400	K3400.0012	parallel key DIN 6885-A3x3x14
410	K6730.0015	sensor

www.DaltonsWadkin.com

16.3.4 X-Axis 1600 mm

B0609.0083



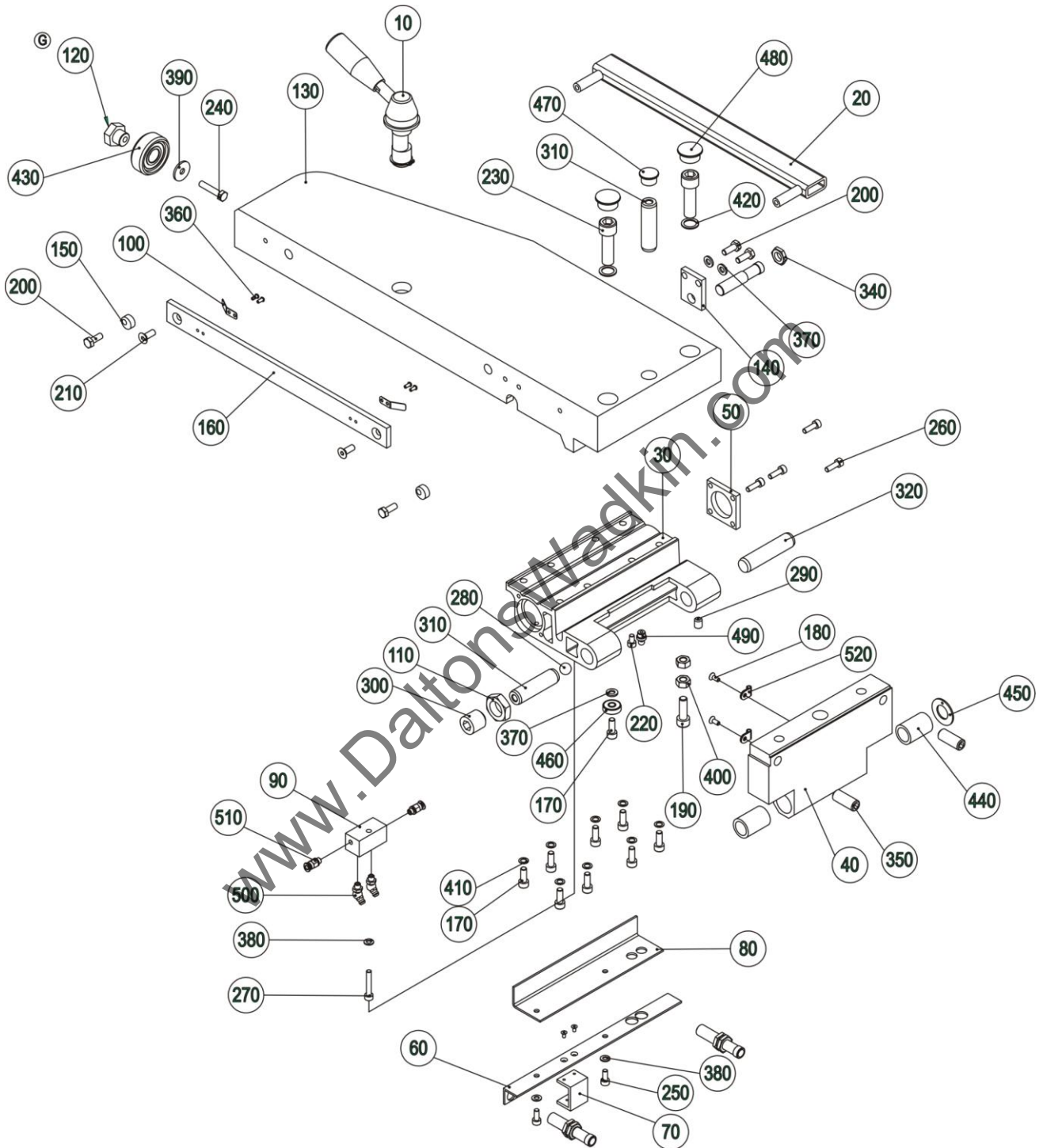
Pos.	Article - No.	Designation
10	B0609.0021	drive X-axis F4506
20	B0609.0025	bracket X-Achse F4506
30	B0609.0071	energy chain X-Achse 1600
40	B9325.0130	stop profile complete
50	F0609.0660	end piece , left
60	F0609.0670	end piece floating bearing side
70	F0609.0712	guide (cutting width.1600mm)
80	F0609.0720	plate
90	F0609.0721	plate
100	F0609.0770	profile 2006 (cutting width. 1600mm)
110	F0609.0800	flat steel 2006 (cutting width 1600mm)
120	F0609.0900	cover X-Axis 1600
130	F0609.0921	synchronised washer T5-0/24
140	F0609.1020	pressure plate
150	K3100.0004	cheese head screw DIN 912-M5x10
160	K3100.0099	cheese head screw DIN 912-M5x18
170	K3100.0217	hexagonal head screw DIN 933-M8x12
180	K3100.0222	cheese head screw DIN 7984-M6x12
190	K3100.0279	cheese head screw DIN 912-M5x16
200	K3100.0297	cheese head screw DIN 912-M4x10
210	K3100.0319	hexagonal head screw DIN 933-M12x25
220	K3100.0655	set screw DIN 938-M12x40

Pos.	Article - No.	Designation
230	K3100.0691	counter sunk screw DIN 7991-M3x6
240	K3100.0840	M12 hexagonal nut
250	K3100.0895	pan head screw M5x10 mit Scheibe
260	K3200.0006	hexagonal nut DIN 934-M12
270	K3200.0007	washer DIN 125-A13
280	K3200.0012	circlip DIN 471-12x1
290	K3200.0013	circlip DIN 471-10x1
300	K3200.0015	washer DIN 125-A5,3
310	K3200.0022	self locking nut DIN 985-M8
320	K3200.0027	washer DIN 125-A4,3
330	K3200.0175	Schnorr-locking washer DIN 88120-S5
340	K3200.0236	shim ring DIN 988-22x32x0,5
350	K3200.0238	self locking slotted nut GUK M12x1
360	K3300.0128	rail guide unit Schnittbr.1600
370	K3300.0133	grooved ball bearing DIN 625-6201.EE
380	K3300.0175	ball screw Schnittbr.1600
390	K3300.0182	angular ball bearing DIN 628-7201B.2RS
400	K3400.0012	parallel key DIN 6885-A3x3x14
410	K6730.0015	sensor

www.DaltonsWadkin.com

16.3.5 Stop block

B0609.0025~-h



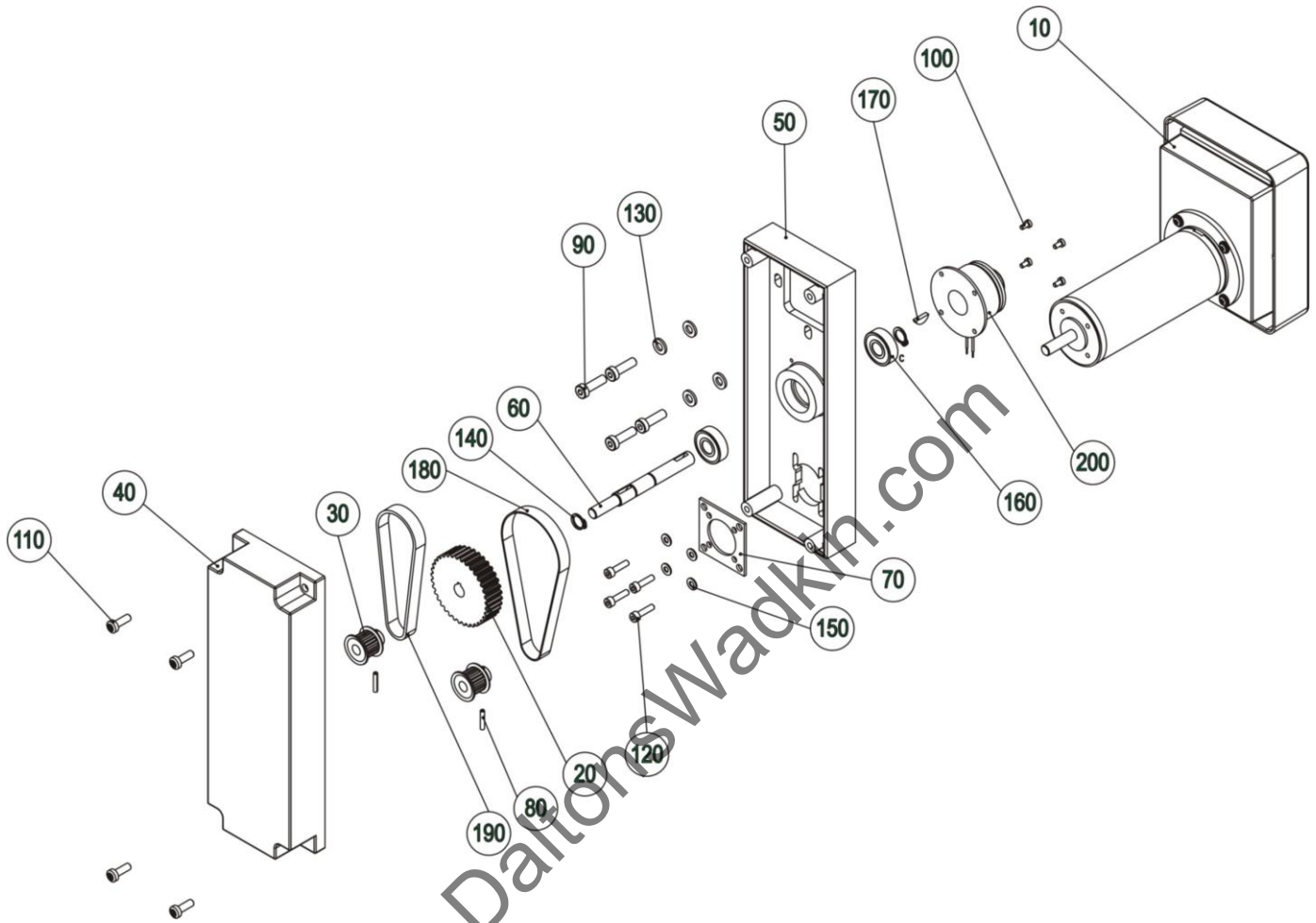
Pos.	Article - No.	Designation
10	B9325.0066	eccentric lever top
20	B9325.0070	clamping
30	F0609.0521	guide
40	F0609.0541	support
50	F0609.0550	pressure plate
60	F0609.0730	angle bracket

Stop block

Pos.	Article - No.	Designation
70	F0609.0870	distance piece
80	F0609.1130	switch plate
90	F0609.1140	valve
100	F0640.0990	spring
110	F8807.1760	hexagonal nut M20x8-SW 27
120	F9209.0650	eccentric
130	F9209.1050	stop oberteil X-axis F45 Md.06
140	F9209.1510	support
150	F9325.0520	guideRd.14x6
160	F9325.0630	terminal strip Fl.25x6x321lg.
170	K3100.0043	cheese head screw DIN 912-M6x16
180	K3100.0067	counter sunk screw DIN 7991-M4x10
190	K3100.0080	cheese head screw DIN 912 M8x25
200	K3100.0089	hexagonal head screw DIN 933-M6x16
210	K3100.0095	counter sunk screw DIN 7991-M6x16
220	K3100.0120	cheese head screw DIN 912-M5x8
230	K3100.0162	cheese head screw DIN 912-M12x40
240	K3100.0198	hexagonal head screw DIN 933-M6x30
250	K3100.0238	cheese head screw DIN 912-M5x12
260	K3100.0279	cheese head screw DIN 912-M5x16
270	K3100.0473	cheese head screw DIN 912 M5x30
280	K3100.0629	ball DIN 9401-RB12/G20
290	K3100.0630	set screw DIN 913-M8x10
300	K3100.0651	set screw DIN 913-M20x20
310	K3100.0653	parallel pin DIN 7979 16x60
320	K3100.0654	parallel pin DIN 7979 16x70
330	K3100.0691	counter sunk screw DIN 7991-M3x6
340	K3100.0840	M12 hexagonal nut
350	K3100.0870	set screw DIN 913-M12x30
360	K3100.0874	round head grooved pin 3x7
370	K3200.0001	washer DIN 125-A6,4
380	K3200.0015	washer DIN 125-A5,3
390	K3200.0090	washer DIN 440-R6,6
400	K3200.0104	hexagonal nut DIN 934-M8
410	K3200.0176	locking washer S6
420	K3200.0186	Schnorr-self locked washerDIN 88120-S12
430	K3300.0007	ball bearing 6202 untl.
440	K3300.0052	bearing $\varnothing 16/22 \times 32$ ♦
450	K3300.0079	DU- washer WC14DU
460	K3300.0101	ball bearing 626 ZZ
470	K3700.0104	blind plug D=15,9
480	K3700.0198	blind plug D=20,6
490	K3800.0004	grease nipple SCHCA-6 H1A-8
500	K3800.0039	grease nipple,H2,45°,M6x1,VZ,SK
510	K3900.0319	straight screwing M6- $\varnothing 4$
520	K6540.0037	clip M4 D=4mm

16.3.6 Drive unit

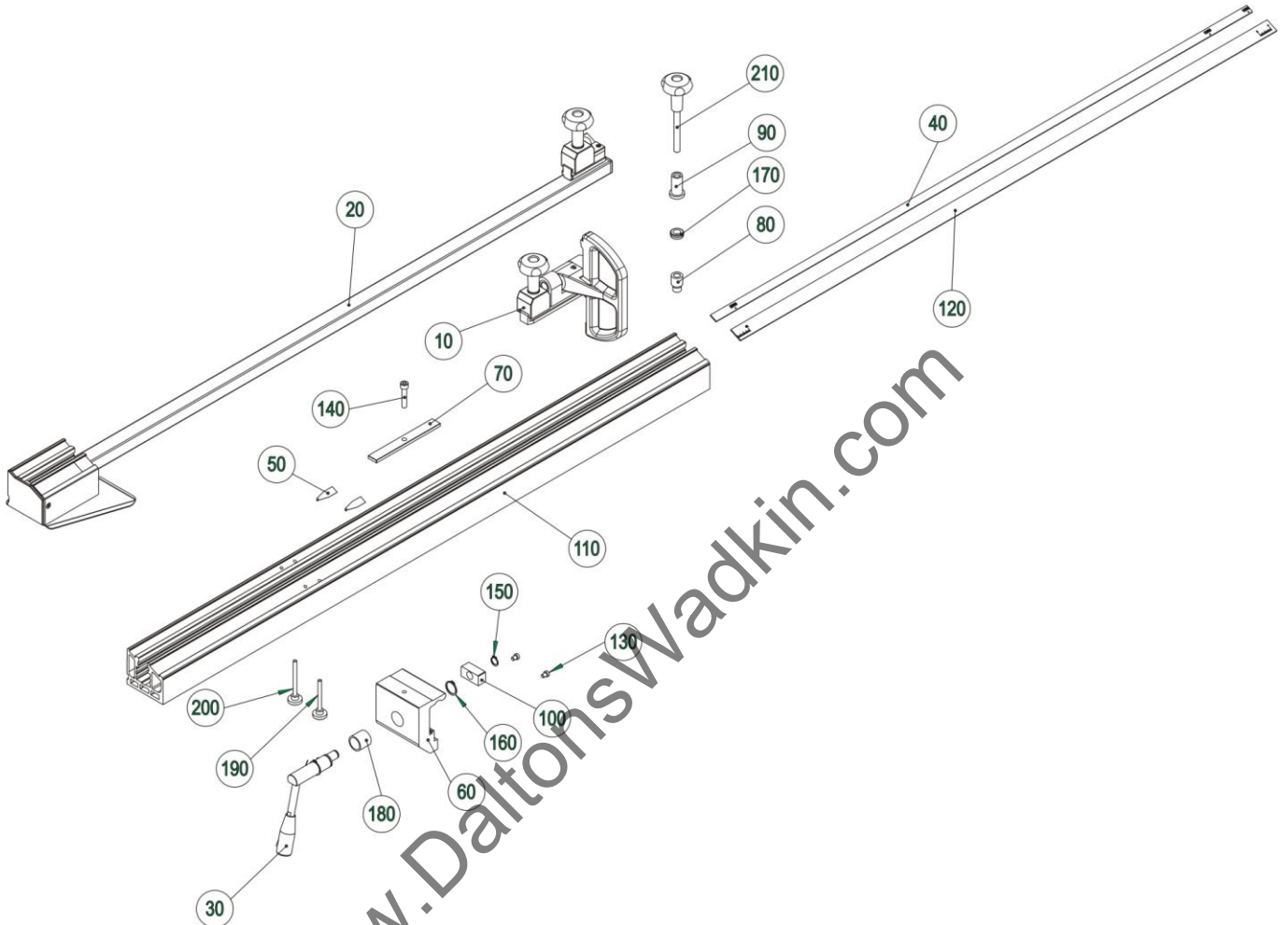
B0609.0021



Pos.	Article - No.	Designation
10	B0631.0100	52er Papst motor with housing
20	F0602.0571	synchronised washer T5-0/36
30	F0609.0821	synchronised washer 5T-0/12-2
40	F0609.0851	cover
50	F0609.1010	housing
60	F0611.0572	deviating shaft
70	F9602.0730	base
80	K3100.0106	slotted spring pin DIN 1481-3x16
90	K3100.0446	cheese head screw DIN 7984-M6x20
100	K3100.0463	cheese head screw DIN 84-M3x6
110	K3100.0798	EJOT ALtracs screw 5x15
120	K3100.0852	thread-rolling screw M4x16
130	K3200.0001	washer DIN 125-A6,4
140	K3200.0013	circlip for shaft DIN 471-10x1
150	K3200.0027	washer DIN 125-A4,3
160	K3300.0143	grooved ball bearing 6000 EE
170	K3400.0021	curved washer DIN 6888-3x5
180	K3500.0001	tooth belt 10T5/295
190	K3500.0069	tooth belt 10T5/250
200	K6120.0206	magnetic brake KEB COMBIPERM

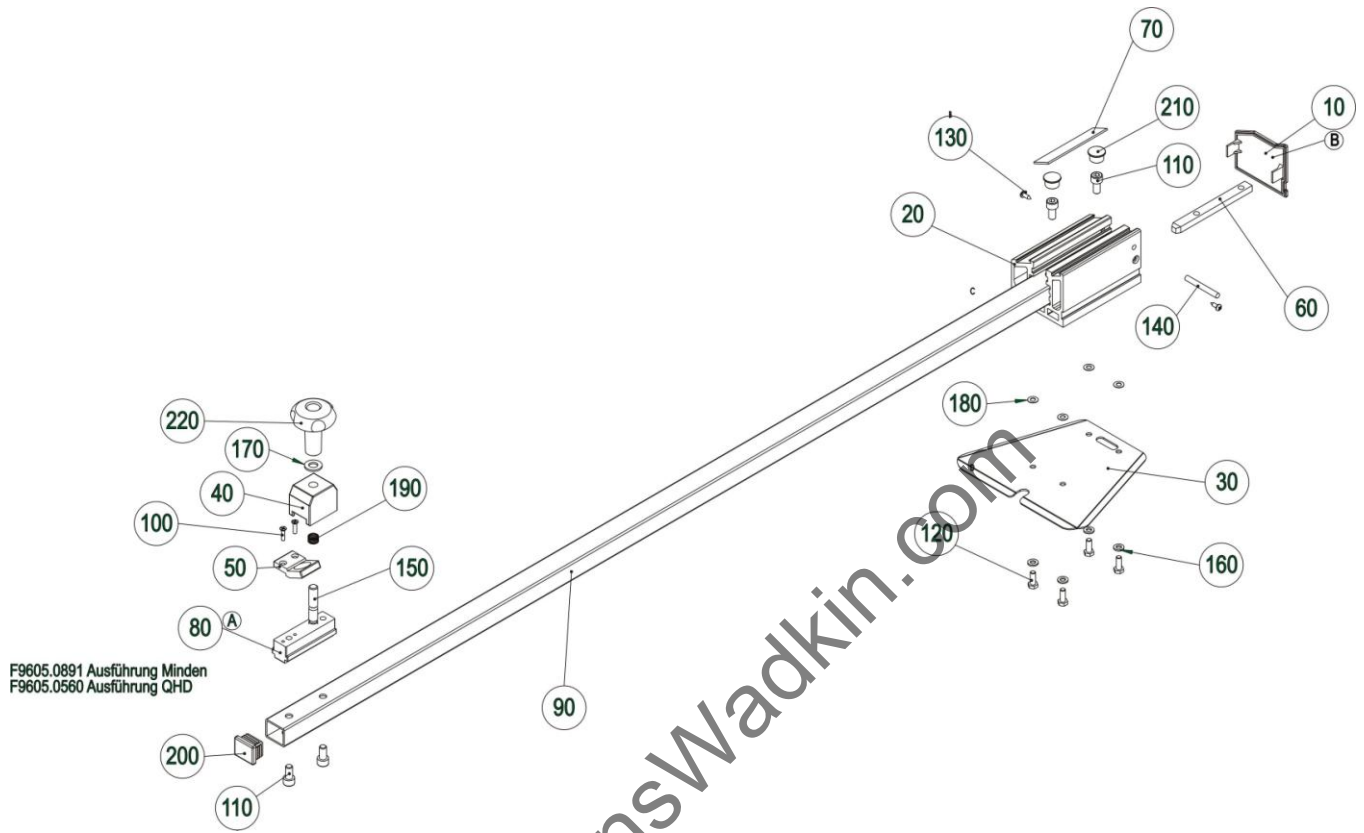
17 Mitre fence (Single sided)

B9702.0001



Pos.	Article - No.	Designation
10	B9605.0010	flip stop
20	B9702.0020	extension single-sided Gehrungsanschlag
30	B9702.0040	eccentric clamping
40	F9605.0800	measuring rule 1300 - 2540 / 51 - 100Zoll
50	F9605.0840	angle bracket
60	F9702.0530	clamping profile
70	F9702.0550	sliding block
80	F9702.0560	bush
90	F9702.0570	bush
100	F9702.0590	clamping piece
110	F9702.0600	stop profile F45/C45
120	F9702.0680	measuring rule 1340-100mm / 52 3/4-4 zoll
130	K3100.0042	cheese head screw DIN 84 M6x8
140	K3100.0118	cheese head screw DIN 912 M8x40
150	K3200.0014	circlip for shaft DIN471-14x1
160	K3200.0156	circlip for shaft DIN 471 - 22 x 1.2
170	K3300.0008	thrust bearing DLG/100/12/13
180	K3300.0051	bearing
190	K3700.0018	knurled head screw DIN 464-M6x60
200	K3700.0106	knurled head screw M6x70 DIN464
210	K3700.0152	star grip screw M10x85

17.1 Extension B9702.0020-b

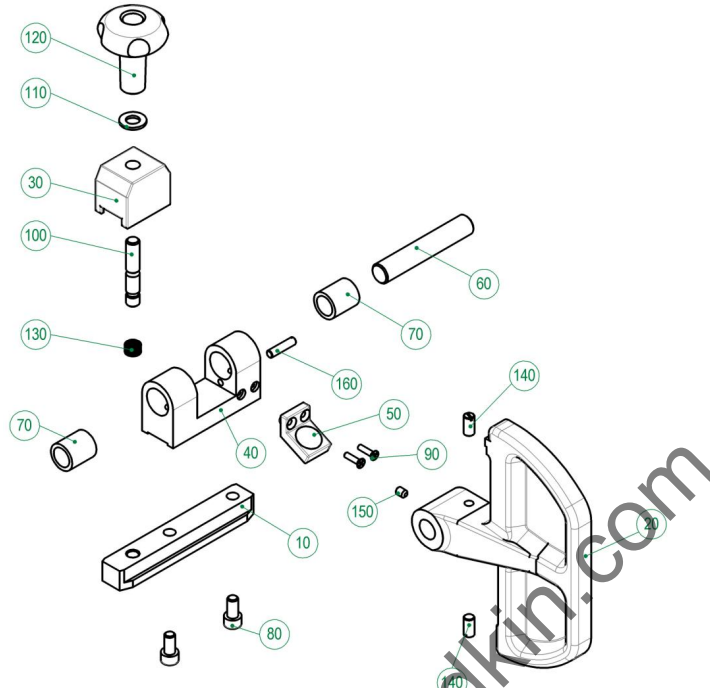


F9605.0891 Ausführung Minden
F9605.0560 Ausführung QHD

Pos.	Article - No.	Designation
10	F0640.1110	cover cap for extension
20	F9605.0540	profile
30	F9605.0570	plate
40	F9605.0601	clamping piece 38x33x45
50	F9605.0620	magnifying glass
60	F9605.0660	flat piece
70	F9605.0730	label
80	F9605.0891	guide
90	F9702.0580	square tube
100	K3100.0056	counter sunk screw DIN 965-M4x16
110	K3100.0085	cheese head screw DIN 912-M8x16
120	K3100.0089	hexagonal head screw DIN 933-M6x16

Pos.	Article - No.	Designation
130	K3100.0310	ABC-SPAX-screw S 4x12
140	K3100.0311	grooved taper pin DIN 1471 6x50 galZn.
150	K3100.0476	set screw M10x45
160	K3200.0001	washer DIN 125-A6,4
170	K3200.0002	washer DIN 125-A10,5
180	K3200.0117	shim ring DIN 988-6x12x0,5
190	K3600.0015	pressure spring 12x0,8x36
200	K3700.0089	square plug 30x25x2
210	K3700.0104	blind plug D=15,9
220	K3700.0147	star grip nut (D=50, H=62)

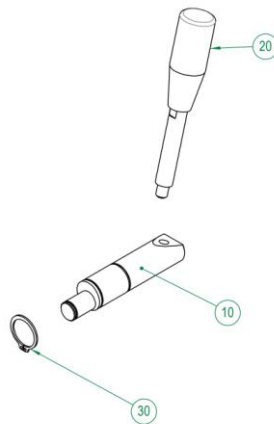
17.2 Flip stop
B9605.0010~0



Pos.	Article - No.	Designation
10	F9605.0550	guide rail 25x17,5x138
20	F9605.0521	throw over stop
30	F9605.0601	clamping piece 38x33x45
40	F9605.0530	bearing block 50x32x91
50	F9605.0610	magnifying glass small
60	F9605.0690	bolt \varnothing 16g6x90
70	K3300.0034	bearing 162225 SINT
80	K3100.0085	cheese head screw DIN 912-M8x16

Pos.	Article - No.	Designation
90	K3100.0056	counter sunk screw DIN 965-M4x16
100	K3100.0476	set screw M10x45
110	K3200.0002	washer DIN 125 A10,5
120	K3700.0147	star grip nut D=50, H=62
130	K3600.0015	pressure spring 12x0,8x36
140	K3100.0062	set screw M8x16
150	K3100.0032	set screw DIN 916-M6x8
160	K3100.0308	set screw DIN551 M6x25 PA

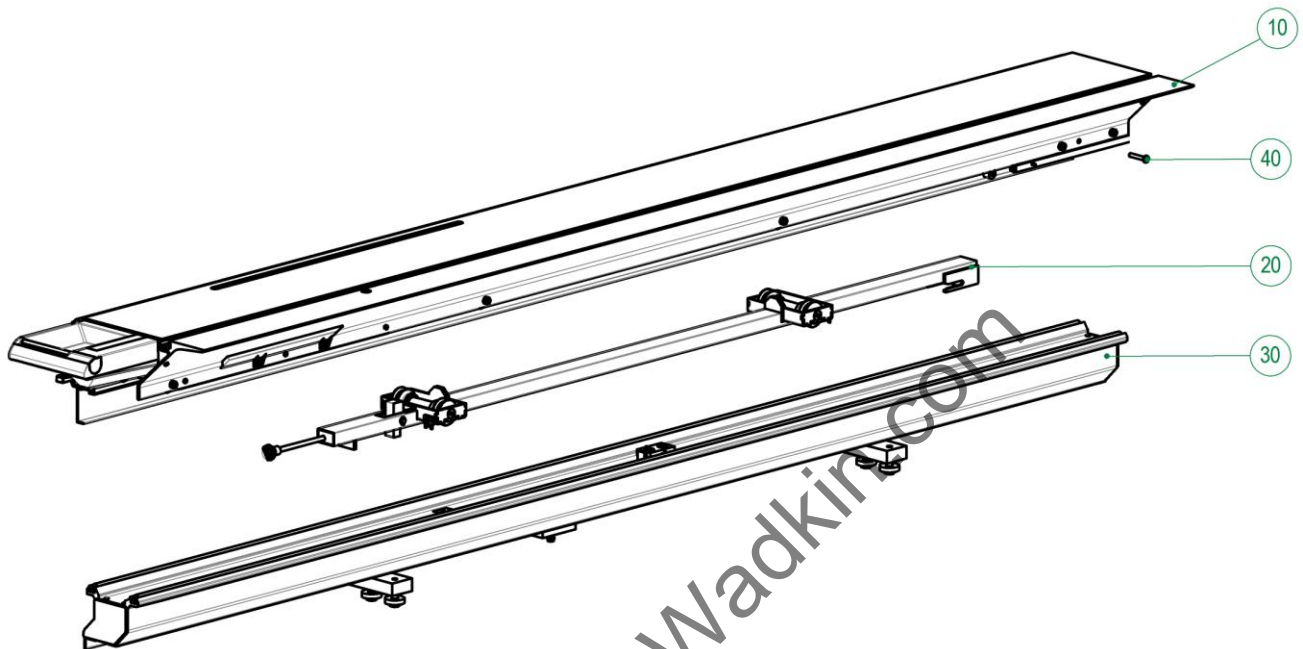
17.2.1 Eccentric clamping
B9702.0040~0



Pos.	Article - No.	Designation
10	F9702.0540	eccentric shaft
20	B9325.0076	eccentric lever bottom
30	K3200.0156	circlip for shaft DIN 471 - 22 x 1.2

18 Sliding table

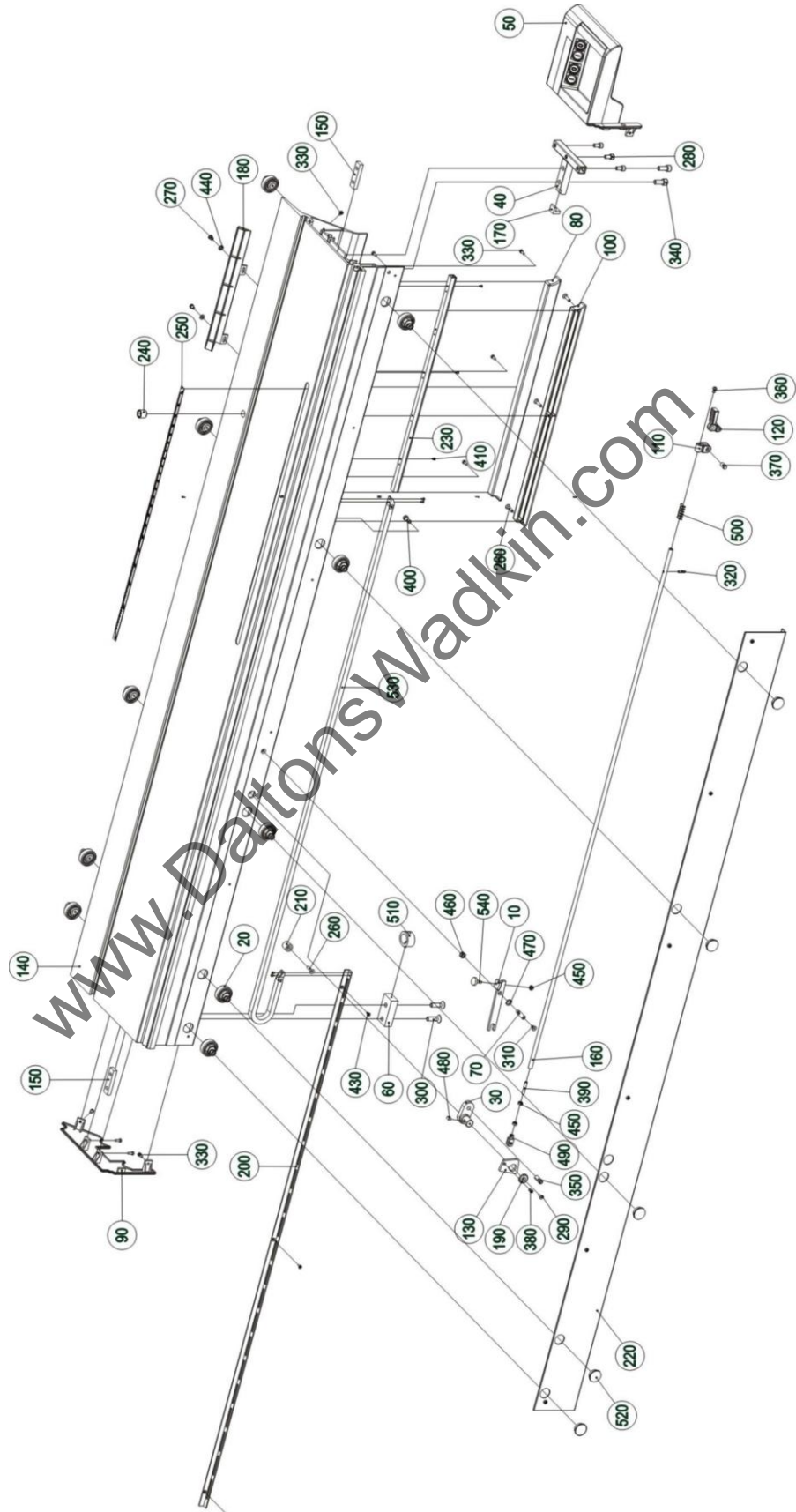
B0619.0002~0



Pos.	Article - No.	Designation
10	B0619.0012	top carriage3000mm
20	B0619.0022	middle carriage 3000 mm
30	B0619.0032	bottom carriage 3000mm
40	K3100.0161	hexagonal head screw DIN 933-M8x45

18.1 Top carriage

B0619.0010-0

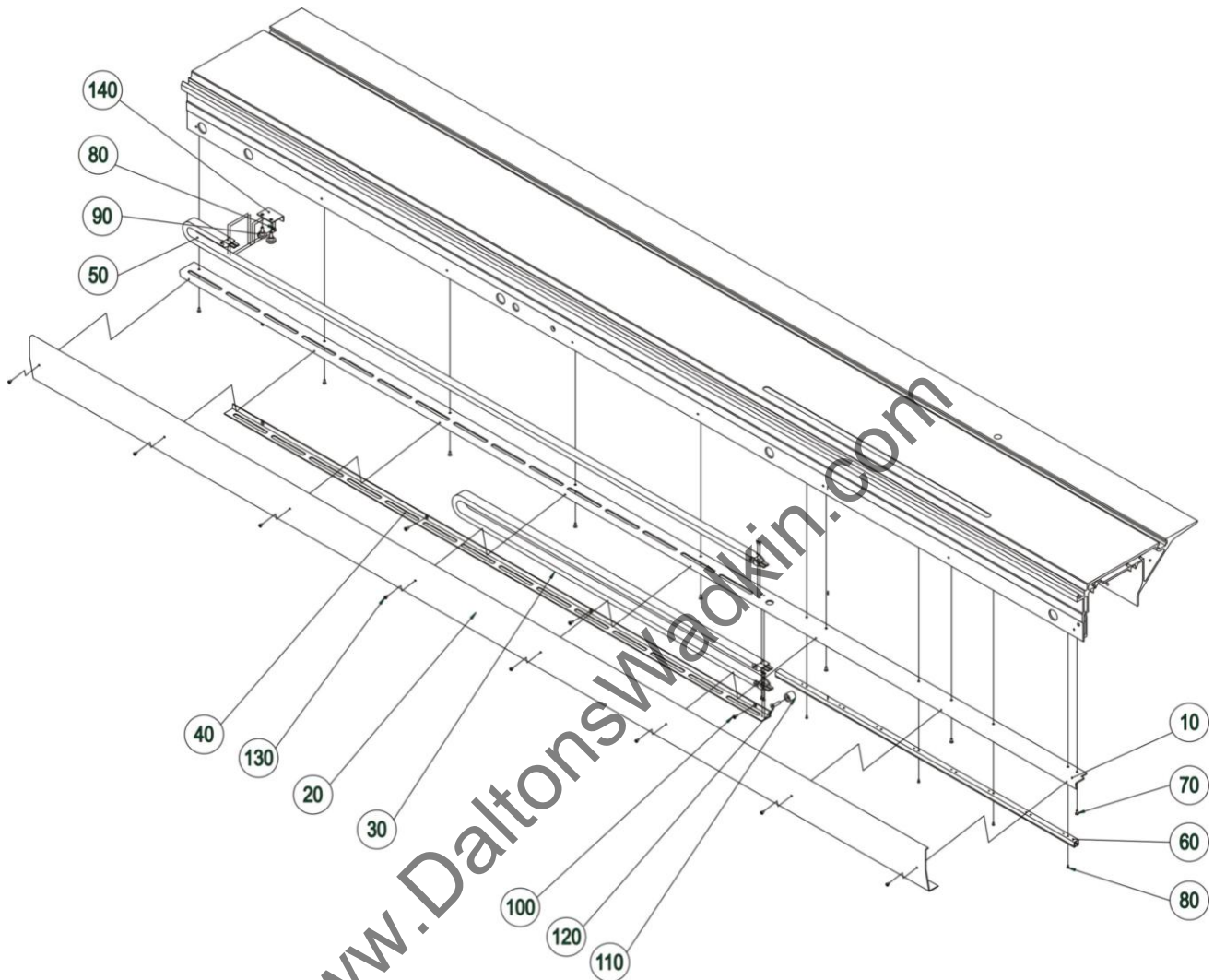


Top carriage

Pos.	Article - No.	Designation
10	B0619.0060	clamping lever
20	B0619.0140	sub roller
30	B9607.0060	locking mechanism (Bolt)
40	B9607.0062	stop top carriage(
50	B9607.0160	grip
60	F0619.0600	round bar (sliding table 2250) ø16h7x2232
70	F0619.0700	support
80	F0619.0720	rotation point
90	F9403.0531	filling part
100	F9607.0571	cover cap left
110	F9607.0591	filling part
120	F9607.0661	support (Bolt)
130	F9607.0671	lever (Bolt)
140	F9607.0690	connection piece55x6x39,5
150	F9607.0741	top carriageF45 2250mm
160	F9607.0940	insert
170	F9607.1130	tube (Bolt sliding table 2250) ·10x2,5x1500
180	F9607.1200	stop puffer
190	F9607.1271	cam switch F45/C45
200	F9607.1290	washer ø25x3,5
210	F9607.1320	round bar (sliding table 2250) ·20f7x2242
220	F9607.2031	angle for bottom carriage 2250
230	F9607.2050	deflection roller
240	F9607.2060	cover plate
250	F9607.2070	cable channel LF15015 - sliding table 2250mm L=620mm
260	F9702.0650	bush M20x1,5x17
270	F9702.0690	graduation scale sliding table 45
280	K3100.0053	counter sunk screw DIN 7991-M6x25
290	K3100.0066	cheese head screw DIN 7984-M6x8
300	K3100.0085	cheese head screw DIN 912-M8x16
310	K3100.0109	counter sunk screw DIN 7991-M5x12
320	K3100.0112	counter sunk screw DIN 7991-M10x35
330	K3100.0140	counter sunk screw DIN 7991-M6x12
340	K3100.0170	slotted spring pinDIN 1481-4x20
350	K3100.0231	screw DIN 7976-4,8x16B
360	K3100.0255	cheese head screw DIN 912-M10x25
370	K3100.0259	slotted spring pinDIN 1481-10x28
380	K3100.0353	oval head screw DIN 7380-M6x10
390	K3100.0482	parallel pin DIN 6325 10m6x20
400	K3100.0483	slotted spring pinDIN 1481-6x12
410	K3100.0484	set screw DIN913-M6x35
420	K3100.0617	cheese head screw DIN 84-M8x20
430	K3100.0755	oval head screw DIN 7380-M3x6
440	K3100.0798	EJOT ALtracs screw 5x15
450	K3100.0803	Ejot Altracs screw WN5154 40x10 galZn
460	K3200.0001	washer DIN 125-A6,4
470	K3200.0018	hexagonal nut DIN 934-M6
480	K3200.0022	self locking nut DIN 985-M8
490	K3200.0113	shim ring DIN 988-10x16x0,5
500	K3400.0006	parallel key DIN 6885-A6x6x12
510	K3500.0012	fork head DIN 7175-6x12
520	K3600.0013	pressure spring DIN 2076-D179 J-02
530	K3600.0020	stop TR43-25
540	K3700.0146	cover cap DP-1093 D=27,8-28,6
550	K3700.0356	energy chain sliding table 2250 (L=1650,5mm)
560	K3700.0403	stop puffer ø20/M6x18 70 Shore

18.1.1 Cover plate energie chain

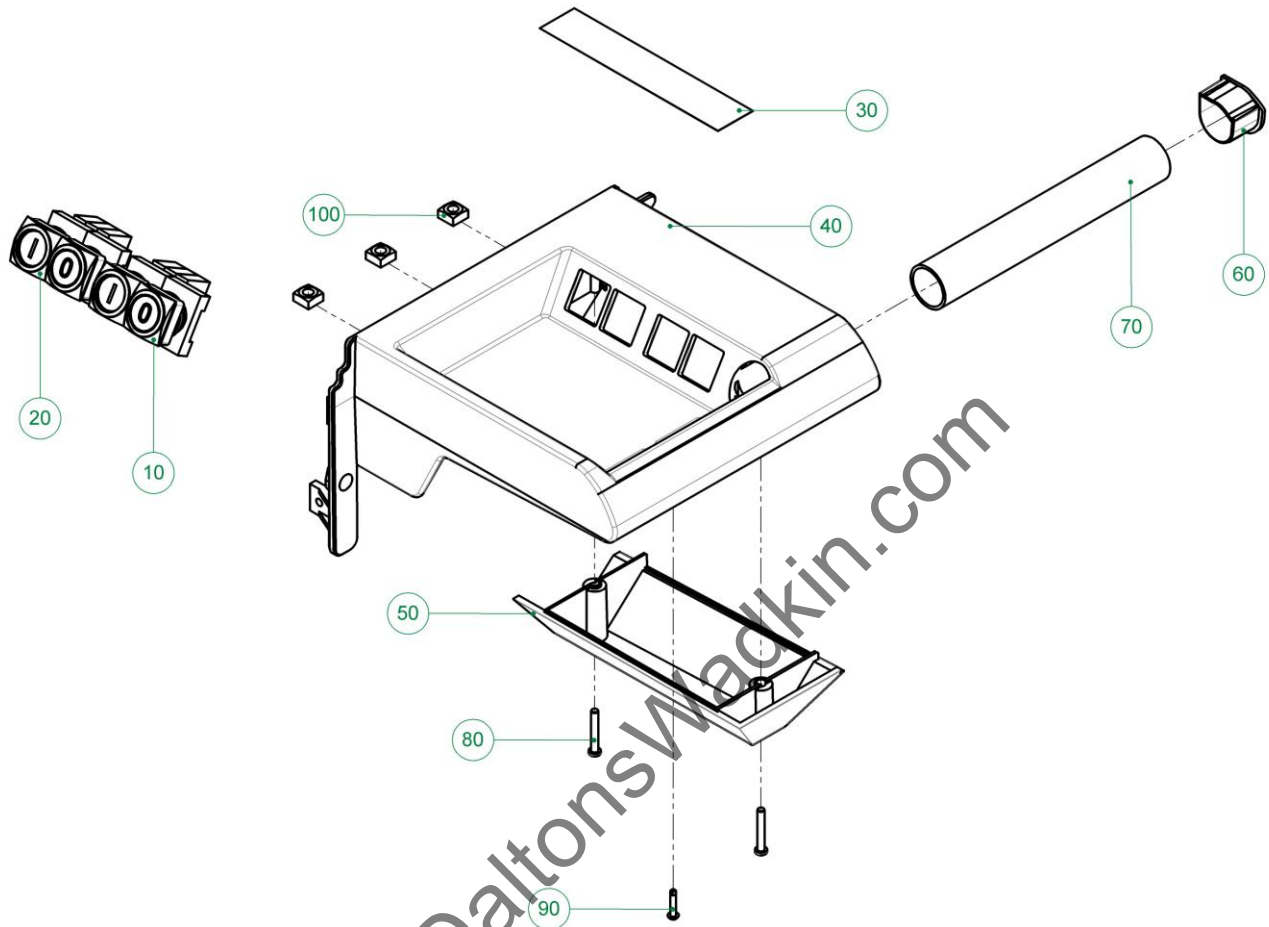
B0610.0310~0



Pos.	Article - No.	Designation
10	F0610.0910	guide plate energy chain 4-axis DRW-3000
20	F0610.0911	cover plate energie chain 4-axis 3000-DRW
30	K3700.0370	energy chain sliding table 3000 EIN-AUS 4.axis
40	F0610.1322	angle for bottom carriage 3000
50	K3700.0377	energy chain sliding table 3000 4.axis
60	F9607.2071	cable channel LF15015 - sliding table 3000mm L=1000m
70	F0610.1160	plate
80	K3100.0067	counter sunk screw DIN 7991-M4x10
90	K3100.0755	oval head screw DIN 7380-M3x6
100	K3700.0251	knurled head screw M6x12
110	K3100.0803	Ejot Altracs screw WN5154 40x10 galZn
120	F9607.2050	deflection roller
130	K3100.0053	counter sunk screw DIN 7991-M6x25
140	K3100.0213	oval head screw ISO 7380 M4x6

18.1.2 Handle

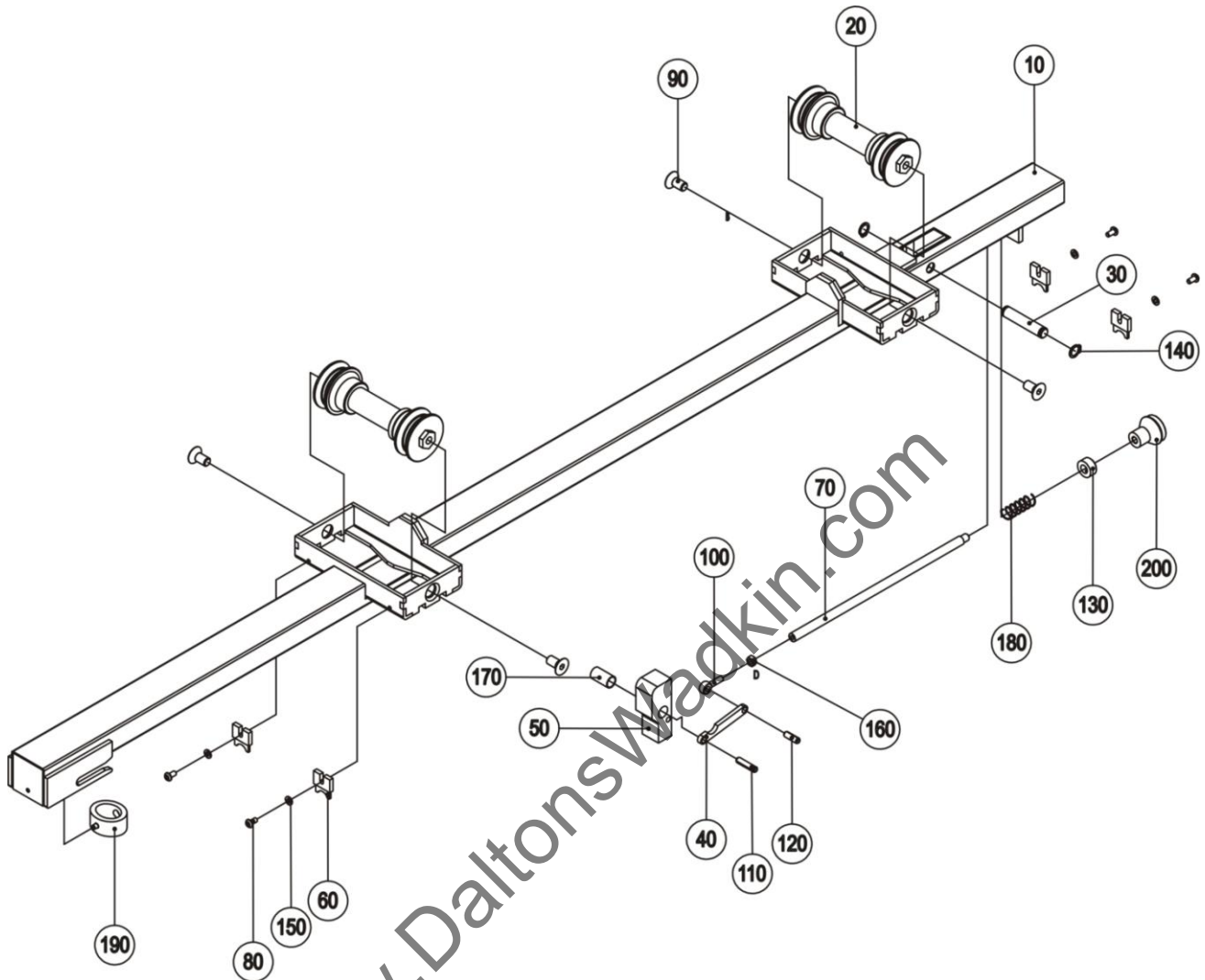
B9607.0160~-a



Pos.	Article - No.	Designation
10	B0630.0600	OFF-switch
20	B0630.0610	ON-switch
30	F9607.1631	foil
40	F9607.1800	grip - sliding table F45
50	F9607.1810	cover
60	F9607.1820	plug
70	F9607.1840	tube 30x2x194lg.
80	K3100.0805	Ejot Delta PT screw WN5452-45x30
90	K3100.0807	screw DIN 7504-3,5x19
100	K3200.0240	square nut DIN 557-M8

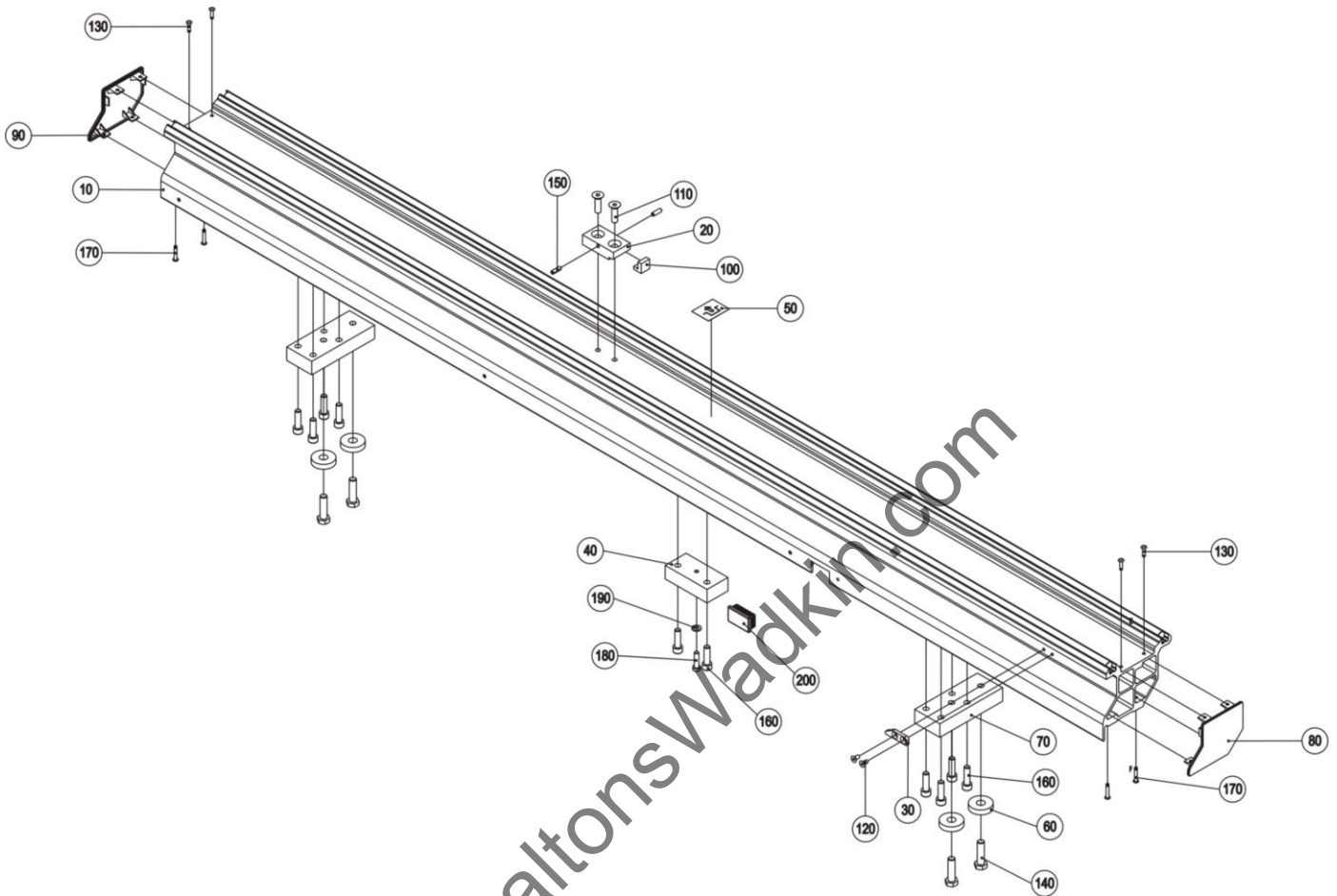
18.2 Middle carriage

B0619.0020~0



Pos.	Article - No.	Designation
10	B0619.0050	middle carriage (sliding table 2250)
20	B9607.0084	double roller
30	F9402.0550	axis stop d12x61lg.
40	F9402.0560	connection pieceFl.10x5x73lg.
50	F9607.1110	stop middle carriage
60	F9607.1490	wiper
70	F9607.1850	locking piece
80	K3100.0002	oval head screw DIN 7380-M5x10
90	K3100.0061	counter sunk screw DIN 7991-M10x20
100	K3100.0232	eye bolt DIN 444-BM6x25
110	K3100.0307	slotted spring pinDIN 1481-6x28
120	K3100.0433	slotted spring pinDIN 1481-6x20
130	K3200.0004	bright set collar DIN 705-A10
140	K3200.0012	circlip for shaft DIN 471-12x1
150	K3200.0015	washer DIN 125-A5,3
160	K3200.0018	hexagonal nut DIN 934-M6
170	K3200.0157	bush 1225DU
180	K3600.0013	pressure spring DIN 2076-D179 J-02
190	K3600.0020	cushion TR43-25
200	K3700.0001	knob M8-200-308

18.3 Bottom carriage B0619.0030~0

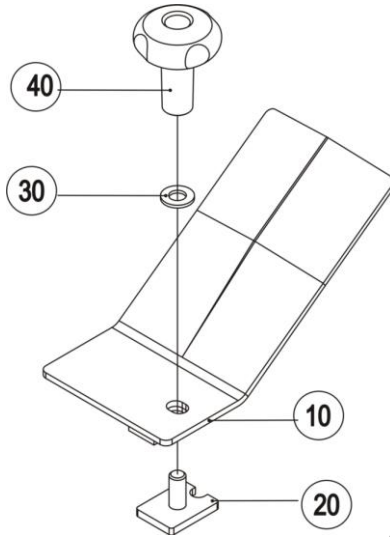


Pos.	Article - No.	Designation
10	F0619.0510	bottom carriage 2250mm
20	F0619.0710	stop bottom carriage
30	F0619.0730	locking piece
40	F0619.0740	base UW
50	F9304.1260	foil
60	F9402.0960	washer $\varnothing 42 \times 10$
70	F9607.0530	base
80	F9607.0541	cover cap bottom carriage , right
90	F9607.0551	cover cap bottom carriage , left
100	F9607.1200	stop
110	K3100.0112	counter sunk screw DIN 7991-M10x35
120	K3100.0140	counter sunk screw DIN 7991-M6x12
130	K3100.0262	blind rivet DIN 7337-4,8x16
140	K3100.0409	hexagonal head screw DIN 931-M12X45
150	K3100.0433	slotted spring pinDIN 1481-6x20
160	K3100.0441	cheese head screw DIN 912-M10x35
170	K3100.0485	blind rivet DIN 7337-4,8x25
180	K3100.0709	cheese head screw DIN 7984-M8x30
190	K3200.0005	washer DIN 125-A8,4
200	K3700.0013	square plug 50x30x2

18.4 Accessories

18.4.1 Clamping shoe

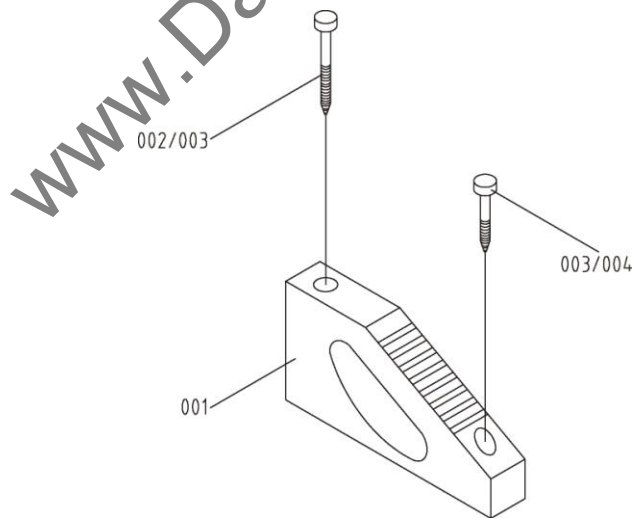
B9111.0002~0



Pos.	Article - No.	Designation
10	B9111.0053	clamping shoe F45
20	B9111.0052	t-headed screw
30	K3200.0002	washer DIN 125 A10,5
40	K3700.0147	star grip nut D=50, H=62

18.4.2 Handle for wooden slider

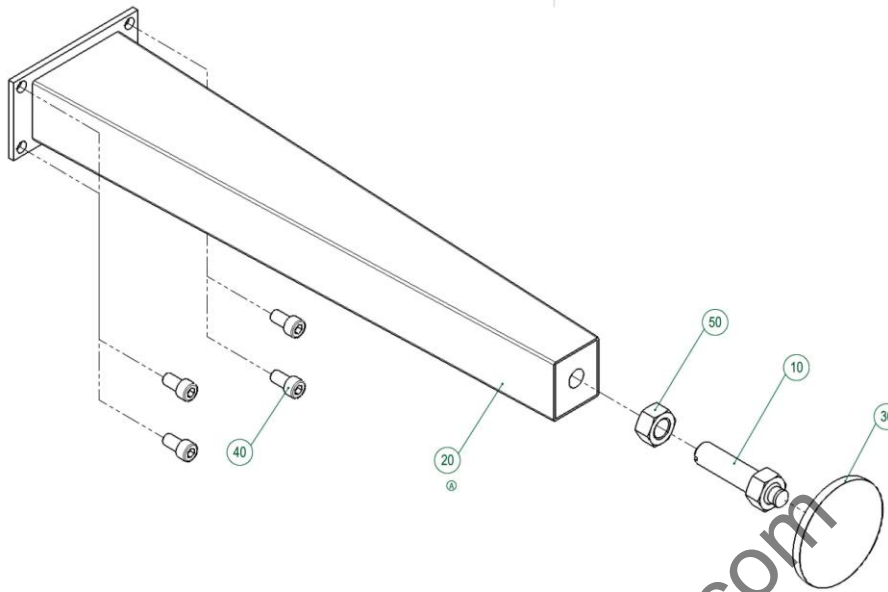
F9408.0510



Pos.	Article - No.	Designation
001	F9408.0510	wooden slide handle
002	K3100.0598	pressboard screw
003	K3200.0130	rosette washer
004	K3100.0597	pressboard screw

18.4.3 Floor support

B9800.0000-a

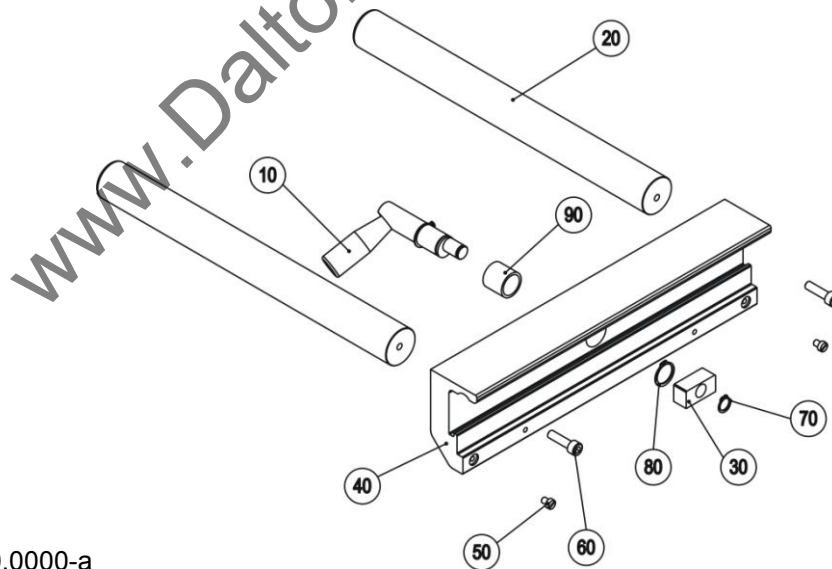


Pos.	Article - No.	Designation
10	B9307.0100	spindle
20	B9800.0051	floor support DRW 1
30	B9800.0060	support

Pos.	Article - No.	Designation
40	K3100.0126	cheese head screw DIN 912-M10x20
50	K3200.0053	hexagonal nut DIN 934-M20

18.4.4 Second support

B9706.0000



B9800.0000-a

Pos.	Article - No.	Designation
10	B9706.0010	eccentric clamping STEG
20	F9115.0520	support
30	F9702.0590	clamping piece
40	F9706.0510	clamping profile (DRW45)
50	K3100.0042	cheese head screw DIN 84 M6x8

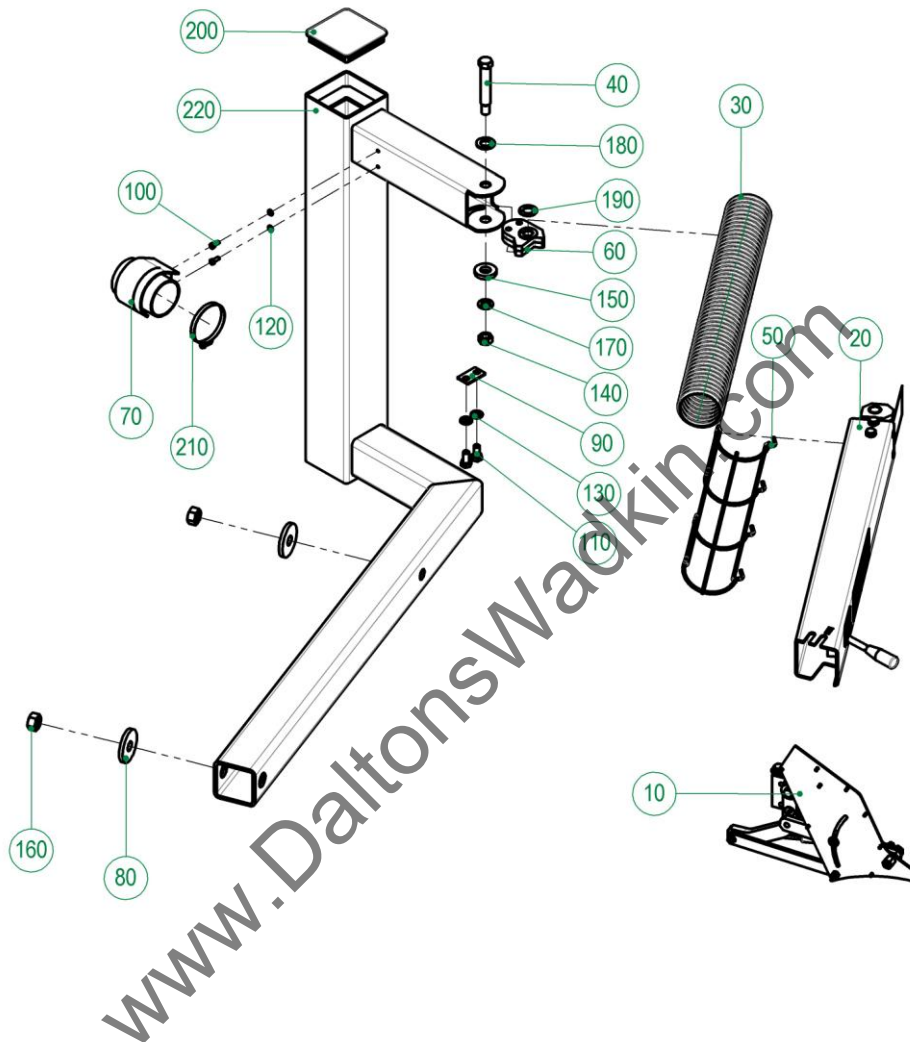
Pos.	Article - No.	Designation
60	K3100.0054	cheese head screw DIN 912-M8x30
70	K3200.0014	circlip for shaft DIN 471-14x1
80	K3200.0156	circlip for shaft DIN 471-22x1,2
90	K3300.0051	sintered bearing $\varnothing 22 \times 27 \times 25$

19 Protection device

19.1 Sawblade guard support

19.1.1 F45 / 800

B0606.0015~0



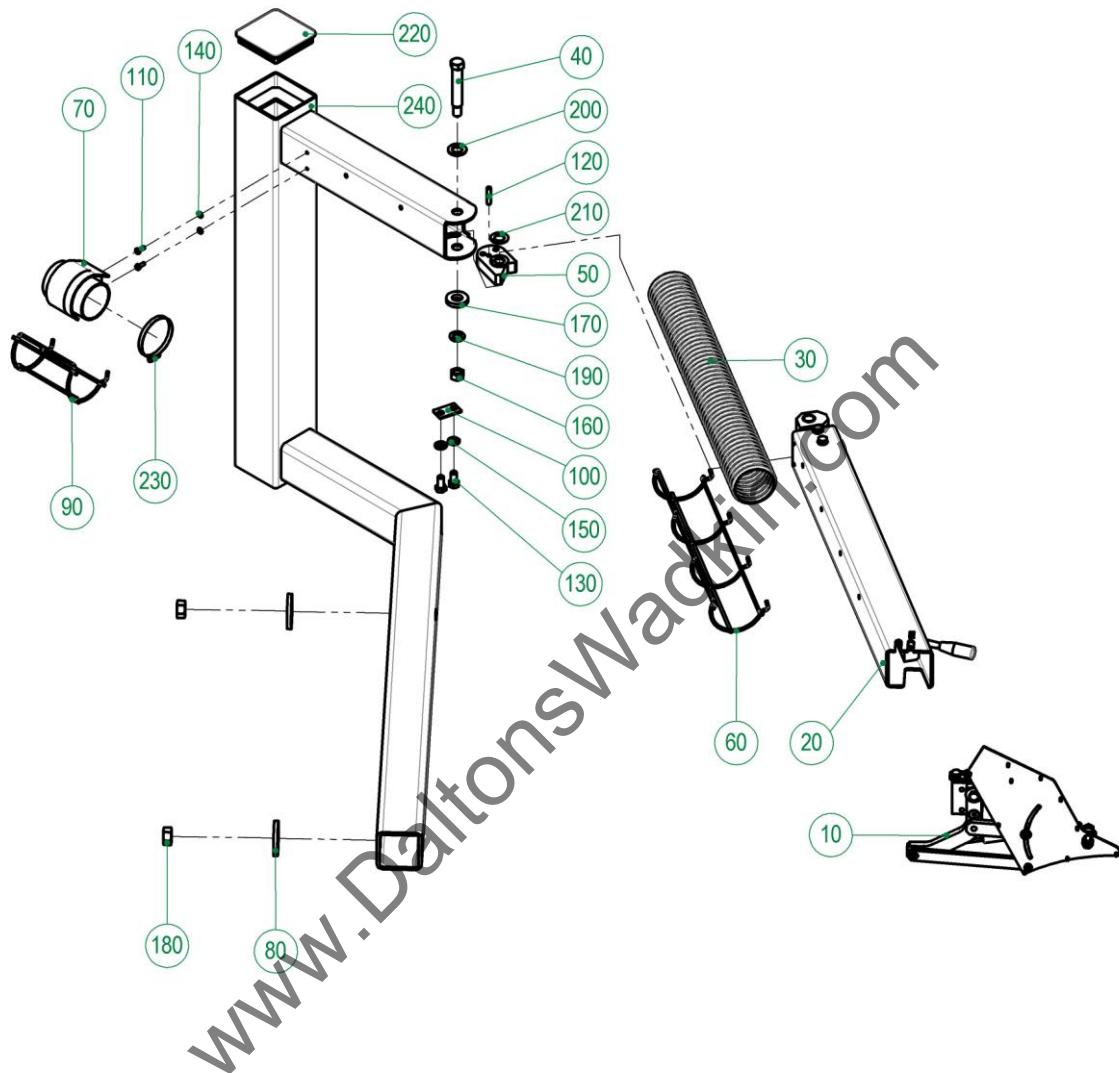
Pos.	Article - No.	Designation
10	B0606.0210	Height adjustment
20	B0606.0220	swivel arm sawblade guard
30	F0606.1040	extraction hose ,D=80mm,L=850mm
40	F2003.0530	bolt
50	F2003.0690	hose guide long
60	F2003.0701	stop
70	F2003.0710	connecting piece
80	F2003.0890	washer
90	F2003.1031	base
100	K3100.0089	hexagonal head screw DIN 933-M6x16
110	K3100.0319	hexagonal head screw DIN 933-M12x25

Pos.	Article - No.	Designation
120	K3200.0001	washer DIN 125-A6,4
130	K3200.0007	washer DIN 125-A13
140	K3200.0032	hexagonal nut DIN 934-M16
150	K3200.0050	washer DIN 7349 21
160	K3200.0053	hexagonal nut DIN 934-M20
170	K3200.0082	washer DIN 125 A17
180	K3200.0155	washer DIN 125 A21
190	K3300.0095	washerBK 20 SF
200	K3700.0224	square plug
210	K3900.0144	hose clip ø70-90/9
220	B0606.0080	sawblade guard support F45 u. F45 with

Sawblade guard support

19.1.2 F45 / 1000

B0606.0016~0



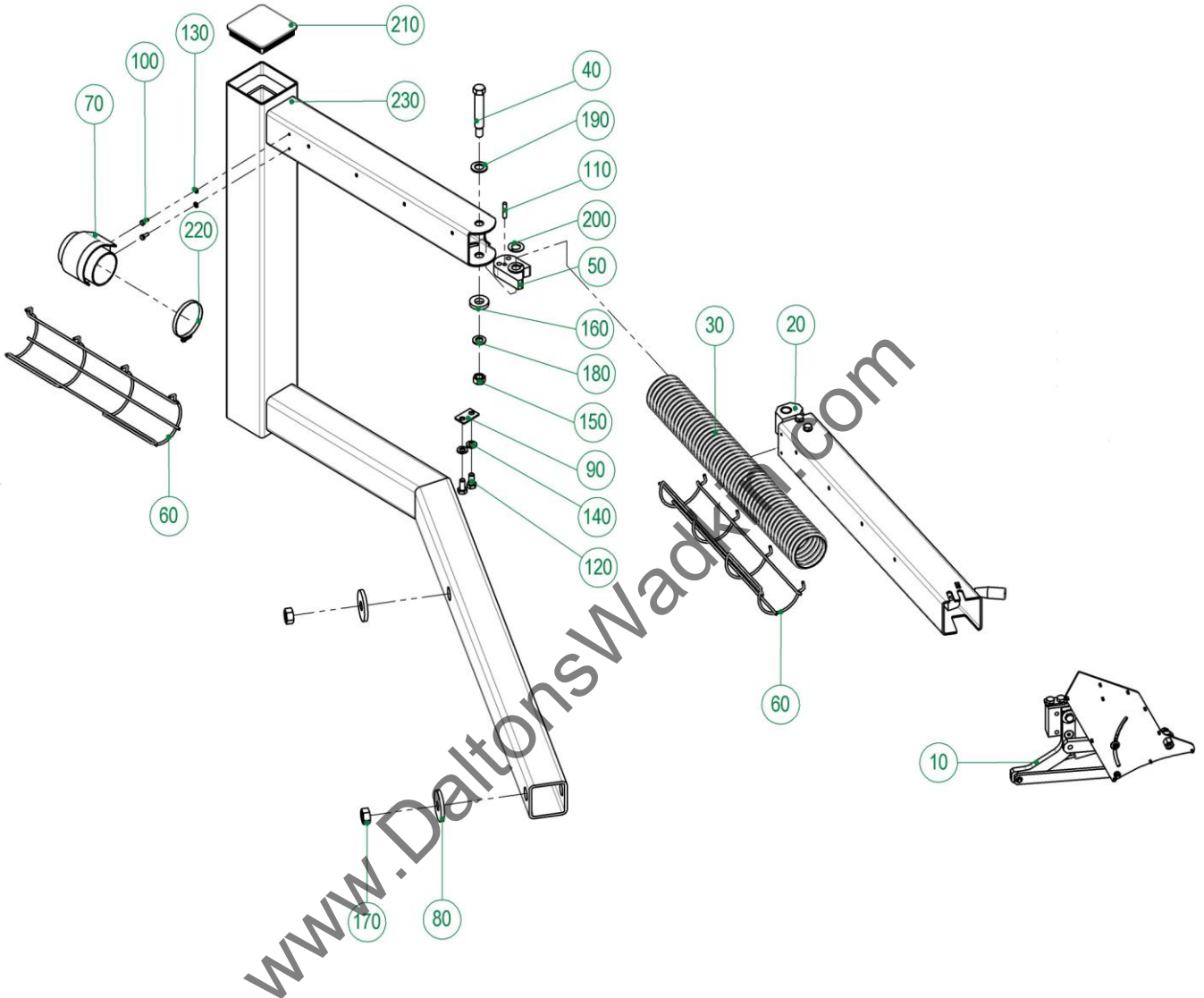
Pos.	Article - No.	Designation
10	B0606.0210	height adjustment sawblade guard
20	B0606.0220	swivel arm sawblade guard
30	F0606.1041	extraction hose ,D=80mm,L=1000mm
40	F2003.0530	bolt
50	F2003.0590	stop
60	F2003.0690	hose guide long
70	F2003.0710	connecting piece
80	F2003.0890	washer
90	F2003.0910	hose guide short
100	F2003.1031	base
110	K3100.0089	hexagonal head screw DIN 933-M6x16
120	K3100.0313	parallel pin DIN 6325 8m6x40

Pos.	Article - No.	Designation
130	K3100.0319	hexagonal head screw DIN 933-M12x25
140	K3200.0001	washer DIN 125-A6,4
150	K3200.0007	washer DIN 125-A13
160	K3200.0032	hexagonal nut DIN 934-M16
170	K3200.0050	washer DIN 7349 21
180	K3200.0053	hexagonal nut DIN 934-M20
190	K3200.0082	washer DIN 125 A17
200	K3200.0155	washer DIN 125 A21
210	K3300.0095	washerBK 20 SF
220	K3700.0224	square plug
230	K3900.0144	hose clip ø70-90/9
240	B0606.0090	sawblade guard support

Sawblade guard support

19.1.3 F45 / 1300

B0606.0017~0

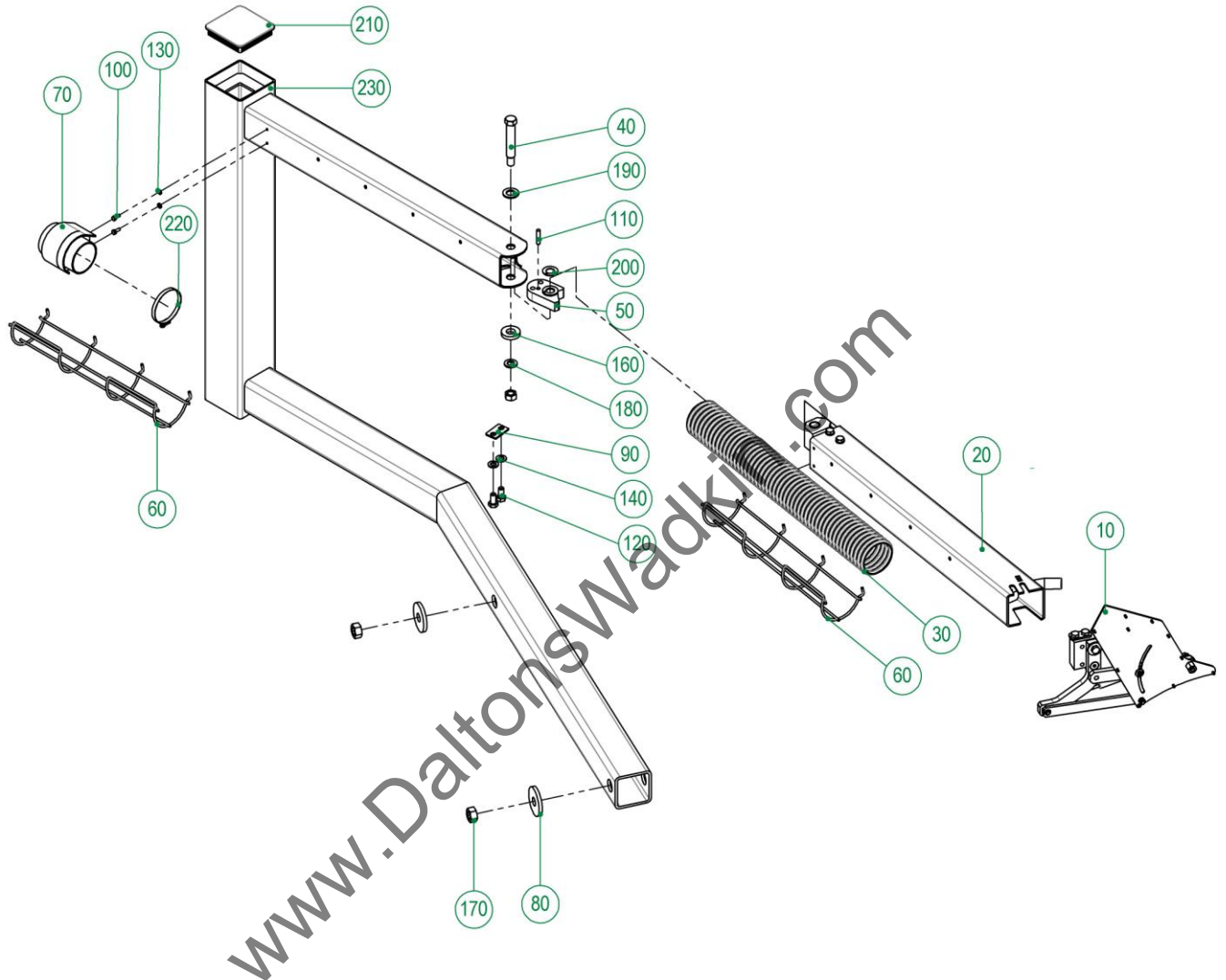


Pos.	Article - No.	Designation
10	B0606.0210	height adjustment sawblade guard
20	B0606.0220	swivel arm sawblade guard
30	F0606.1042	extraction hose ,D=80mm,L=1350mm
40	F2003.0530	bolt
50	F2003.0590	stop
60	F2003.0690	hose guide long
70	F2003.0710	connecting piece
80	F2003.0890	washer
90	F2003.1031	base
100	K3100.0089	hexagonal head screw DIN 933-M6x16
110	K3100.0313	parallel pin DIN 6325 8m6x40
120	K3100.0319	hexagonal head screw DIN 933-M12x25
130	K3200.0001	washer DIN 125-A6,4

Pos.	Article - No.	Designation
140	K3200.0007	washer DIN 125-A13
150	K3200.0032	hexagonal nut DIN 934-M16
160	K3200.0050	washer DIN 7349 21
170	K3200.0053	hexagonal nut DIN 934-M20
180	K3200.0082	washer DIN 125 A17
190	K3200.0155	washer DIN 125 A21
200	K3300.0095	washerBK 20 SF
210	K3700.0224	square plug
220	K3900.0144	hose clip ø70-90/9
230	B0606.0100	sawblade guard support F45 u. F45 with

19.1.4 F45 / 1600

B0606.0018~0



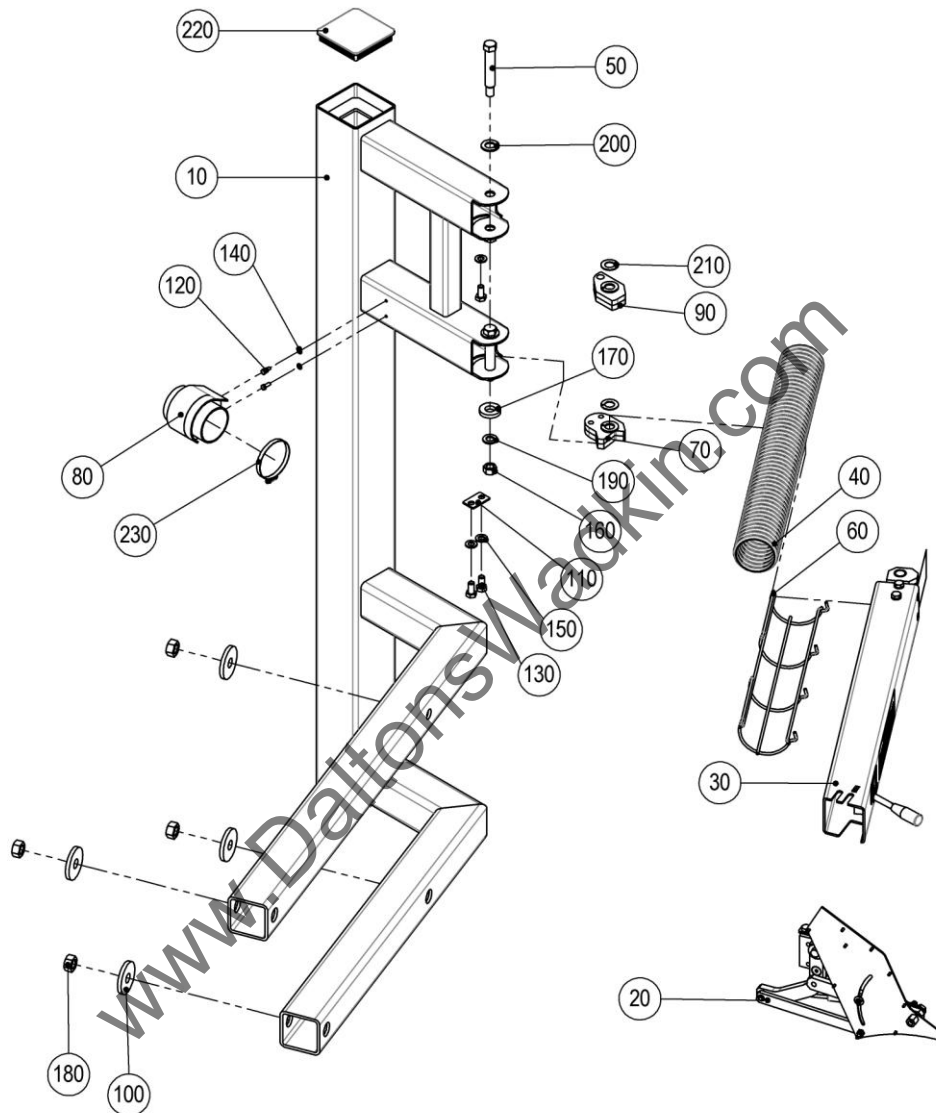
Pos.	Article - No.	Designation
10	B0606.0210	height adjustment sawblade guard
20	B0606.0220	swivel arm sawblade guard
30	F0606.1043	extraction hose ,D=80mm,L=1650mm
40	F2003.0530	bolt
50	F2003.0590	stop
60	F2003.0690	hose guide long
70	F2003.0710	connecting piece
80	F2003.0890	washer
90	F2003.1031	base
100	K3100.0089	hexagonal head screw DIN 933-M6x16
110	K3100.0313	parallel pin DIN 6325 8m6x40
120	K3100.0319	hexagonal head screw DIN 933-M12x25
130	K3200.0001	washer DIN 125-A6,4

Pos.	Article - No.	Designation
140	K3200.0007	washer DIN 125-A13
150	K3200.0032	hexagonal nut DIN 934-M16
160	K3200.0050	washer DIN 7349 21
170	K3200.0053	hexagonal nut DIN 934-M20
180	K3200.0082	washer DIN 125 A17
190	K3200.0155	washer DIN 125 A21
200	K3300.0095	washerBK 20 SF
210	K3700.0224	square plug
220	K3900.0144	hose clip ø70-90/9
230	B0606.0110	sawblade guard support F45 & with X-

19.2 Sawblade guard support / screen control at eye level

19.2.1 F45 / ELMO / 800

B0606.0010~0

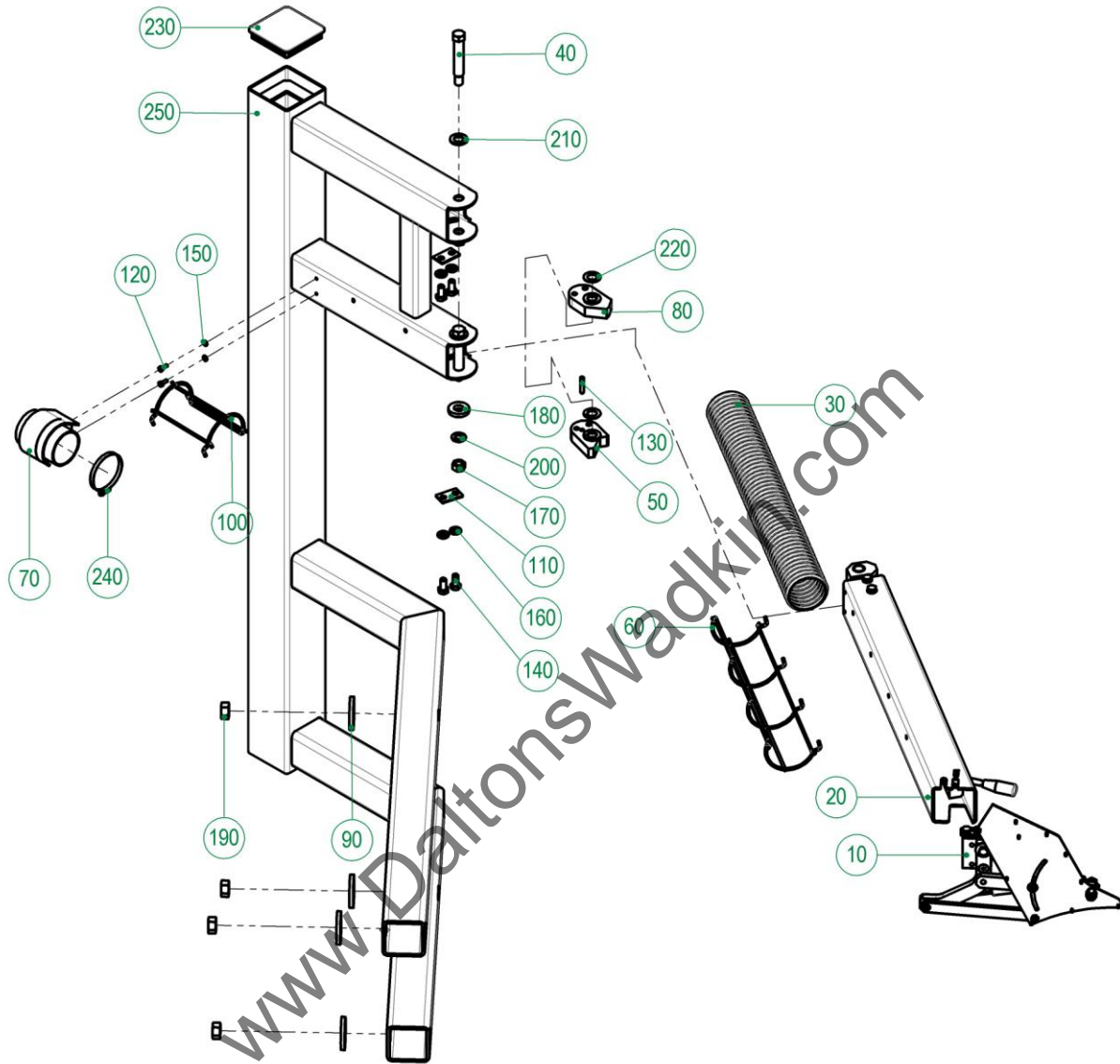


Pos.	Article - No.	Designation
10	B0606.0030	sawblade guard support F45 BDO u.
20	B0606.0210	height adjustment sawblade guard
30	B0606.0220	swivel arm sawblade guard
40	F0606.1040	extraction hose ,D=80mm,L=850mm
50	F2003.0530	bolt
60	F2003.0690	hose guide long
70	F2003.0701	stop
80	F2003.0710	connecting piece
90	F2003.0762	stop
100	F2003.0890	washer
110	F2003.1031	base
120	K3100.0089	hexagonal head screw DIN 933-M6x16
130	K3100.0319	hexagonal head screw DIN 933-M12x25

Pos.	Article - No.	Designation
140	K3200.0001	washer DIN 125-A6,4
150	K3200.0007	washer DIN 125-A13
160	K3200.0032	hexagonal nut DIN 934-M16
170	K3200.0050	washer DIN 7349 21
180	K3200.0053	hexagonal nut DIN 934-M20
190	K3200.0082	washer DIN 125 A17
200	K3200.0155	washer DIN 125 A21
210	K3300.0095	washerBK 20 SF
220	K3700.0224	square plug
230	K3900.0144	hose clip ø70-90/9

19.2.2 F45 / ELMO / 1000

B0606.0011~0

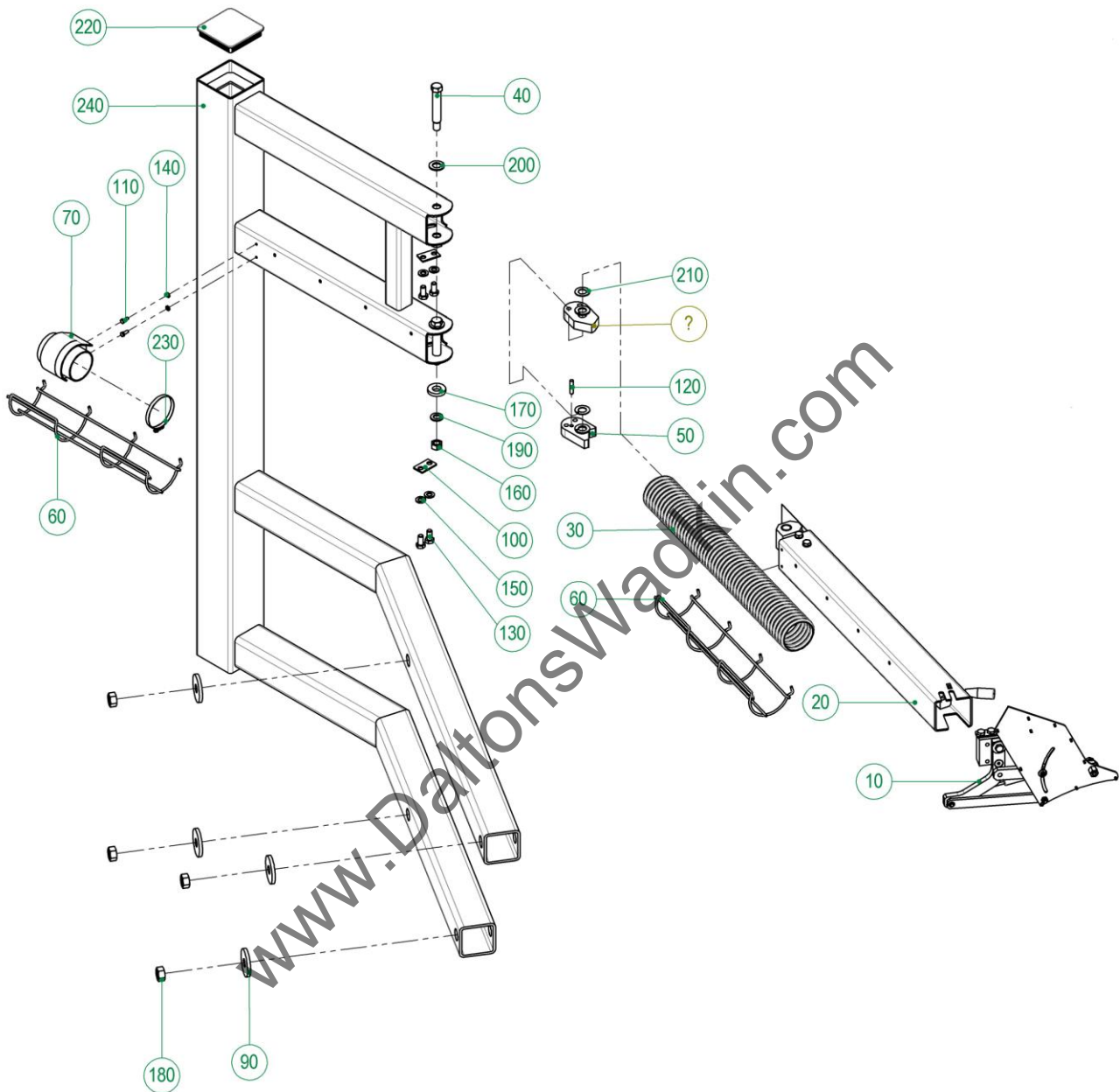


Pos.	Article - No.	Designation
10	B0606.0210	height adjustment sawblade guard
20	B0606.0220	swivel arm sawblade guard
30	F0606.1041	extraction hose ,D=80mm,L=1000mm
40	F2003.0530	bolt
50	F2003.0590	stop
60	F2003.0690	hose guide long
70	F2003.0710	connecting piece
80	F2003.0761	stop ELMO
90	F2003.0890	washer
100	F2003.0910	hose guide short
110	F2003.1031	base
120	K3100.0089	hexagonal head screw DIN 933-M6x16
130	K3100.0313	parallel pin DIN 6325 8m6x40

Pos.	Article - No.	Designation
140	K3100.0319	hexagonal head screw DIN 933-M12x25
150	K3200.0001	washer DIN 125-A6,4
160	K3200.0007	washer DIN 125-A13
170	K3200.0032	hexagonal nut DIN 934-M16
180	K3200.0050	washer DIN 7349 21
190	K3200.0053	hexagonal nut DIN 934-M20
200	K3200.0082	washer DIN 125 A17
210	K3200.0155	washer DIN 125 A21
220	K3300.0095	washerBK 20 SF
230	K3700.0224	square plug
240	K3900.0144	hose clip ø70-90/9
250	B0606.0040	sawblade guard support F45 BDO u.

19.2.3 F45 / ELMO / 1300

B0606.0012~0

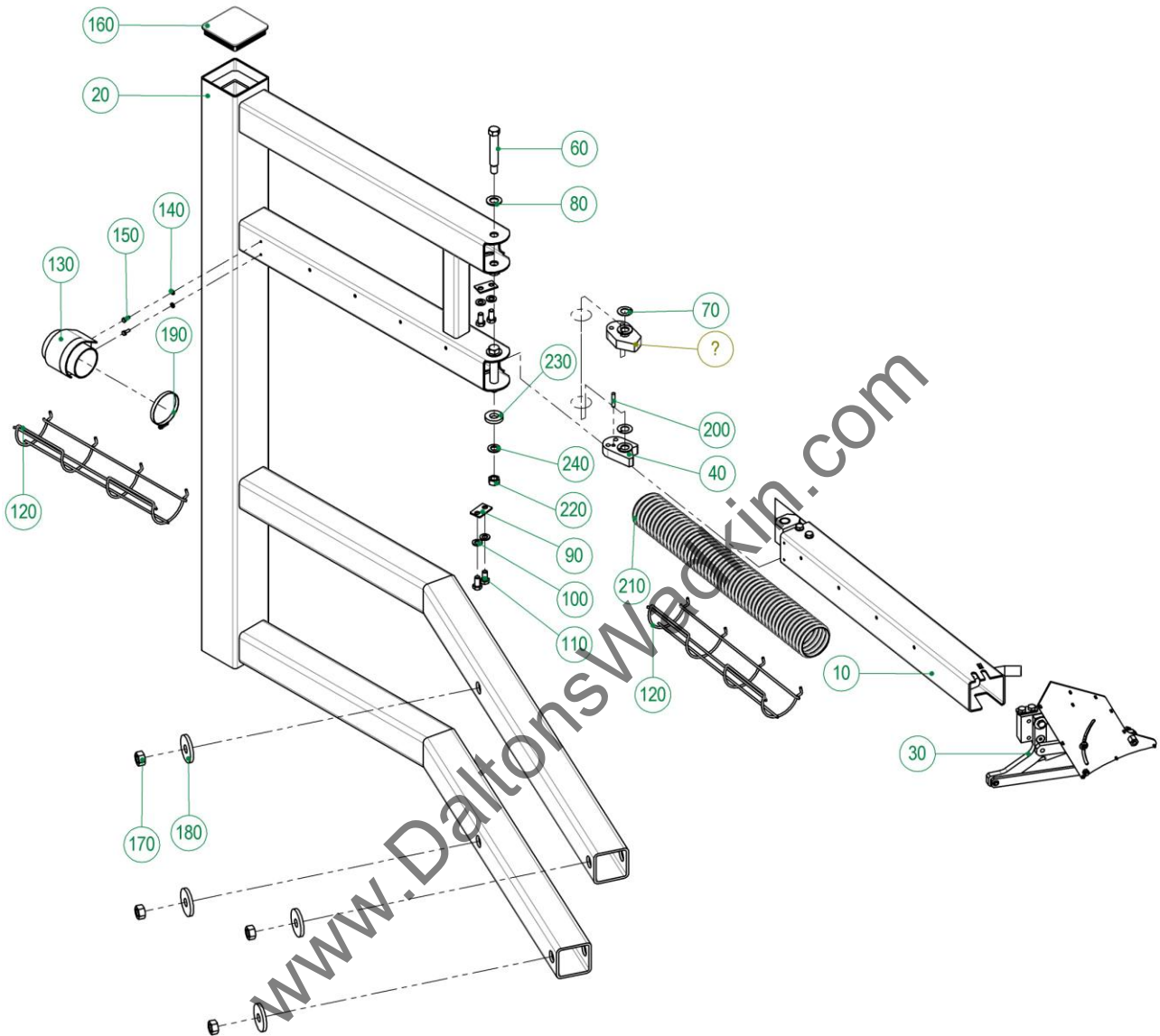


Pos.	Article - No.	Designation
10	B0606.0210	height adjustment sawblade guard
20	B0606.0220	swivel arm sawblade guard
30	F0606.1042	extraction hose ,D=80mm,L=1350mm
40	F2003.0530	bolt
50	F2003.0590	stop
60	F2003.0690	hose guide long
70	F2003.0710	connecting piece
80	F2003.0761	stop ELMO
90	F2003.0890	washer
100	F2003.1031	base
110	K3100.0089	hexagonal head screw DIN 933-M6x16
120	K3100.0313	parallel pin DIN 6325 8m6x40

Pos.	Article - No.	Designation
130	K3100.0319	hexagonal head screw DIN 933-M12x25
140	K3200.0001	washer DIN 125-A6,4
150	K3200.0007	washer DIN 125-A13
160	K3200.0032	hexagonal nut DIN 934-M16
170	K3200.0050	washer DIN 7349 21
180	K3200.0053	hexagonal nut DIN 934-M20
190	K3200.0082	washer DIN 125 A17
200	K3200.0155	washer DIN 125 A21
210	K3300.0095	washerBK 20 SF
220	K3700.0224	square plug
230	K3900.0144	hose clip ø70-90/9
240	B0606.0050	sawblade guard support F45 BDO u.

19.2.4 F45 / ELMO / 1600

B0606.0013~0



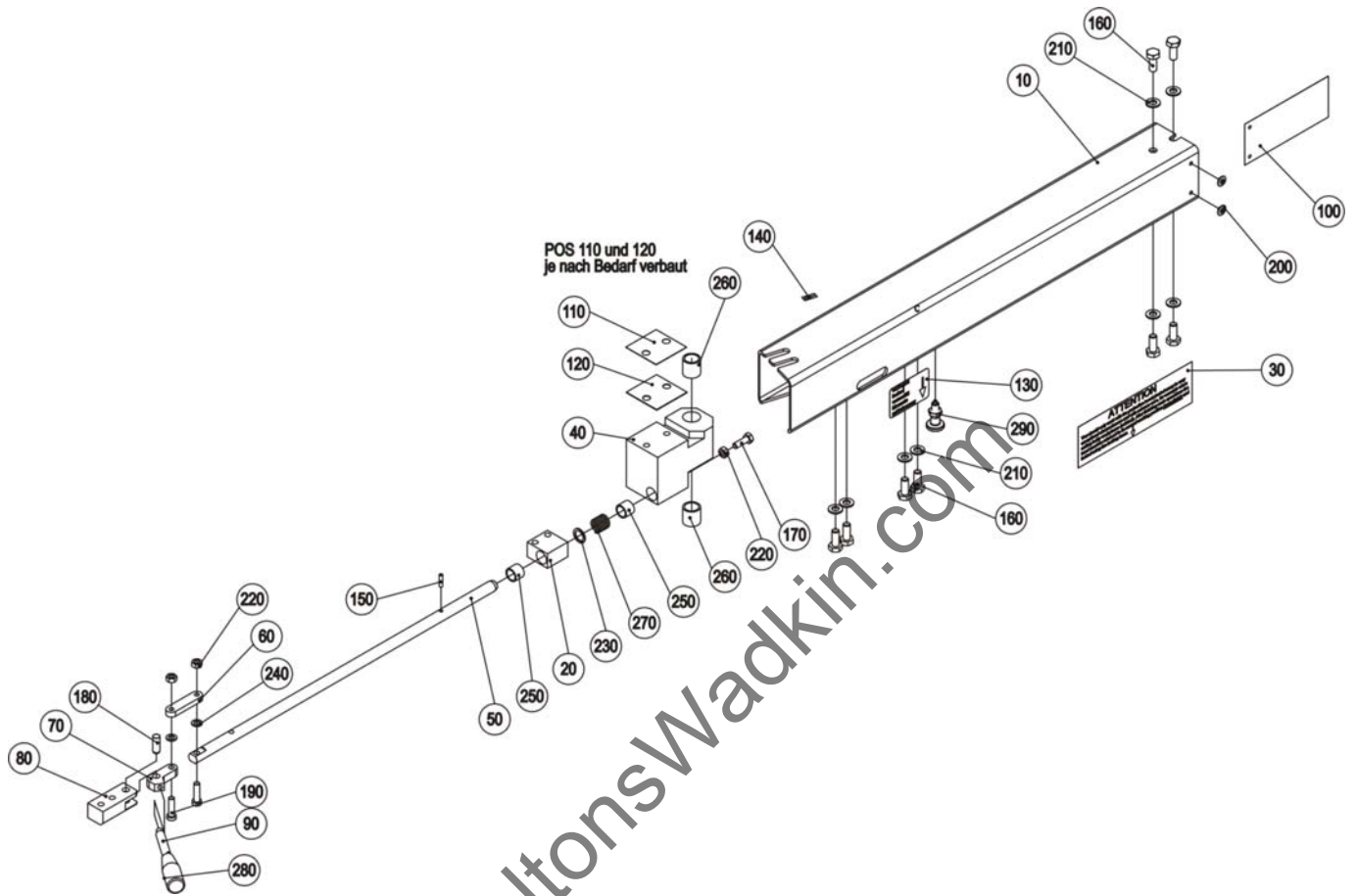
Pos.	Article - No.	Designation
10	B0606.0220	swivel arm sawblade guard
20	B0606.0060	sawblade guard support F45 BDO u.
30	B0606.0210	Height adjustment sawblade guard
40	F2003.0590	stop
50	F2003.0761	stop ELMO
60	F2003.0530	bolt
70	K3300.0095	washerBK 20 SF
80	K3200.0155	washer DIN 125 A21
90	F2003.1031	base
100	K3200.0007	washer DIN 125-A13
110	K3100.0319	hexagonal head screw DIN 933-M12x25
120	F2003.0690	hose guide long
130	F2003.0710	connecting piece
140	K3200.0001	washer DIN 125-A6,4
150	K3100.0089	hexagonal head screw DIN 933-M6x16

Pos.	Article - No.	Designation
160	K3700.0224	square plug
170	K3200.0053	hexagonal nut DIN 934-M20
180	F2003.0890	washer
190	K3900.0144	hose clip ø70-90/9
200	K3100.0313	parallel pin DIN 6325 8m6x40
210	F0606.1043	extraction hose ,D=80mm,L=1650mm
220	K3200.0032	hexagonal nut DIN 934-M16
230	K3200.0050	washer DIN 7349 21
240	K3200.0082	washer DIN 125 A17

www.DaltonsWadkin.com

19.3 Swivel arm sawblade guard

B0606.0220

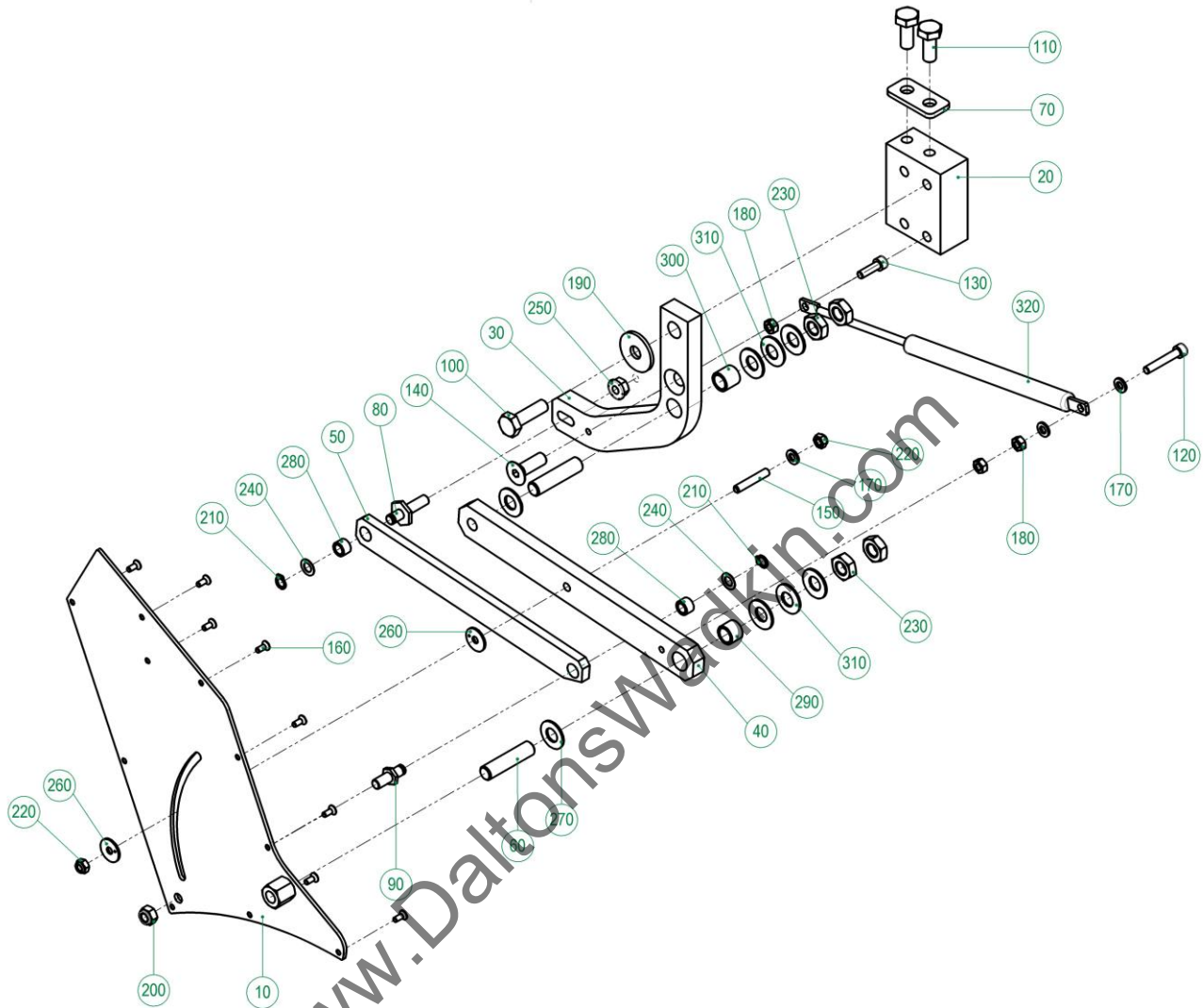


Pos.	Article - No.	Designation
10	F0606.0771	swivel arm sawblade guard
20	F0606.0790	bearing block
30	F0606.1210	warning label
40	F2003.0520	hinge
50	F2003.0640	push rod
60	F2003.0651	plate
70	F2003.0661	lever
80	F2003.0670	bearing block
90	F2003.0810	clamping lever
100	F2003.0860	steel strip
110	F2003.0870	distance plate 1mm
120	F2003.0880	foil
130	F2003.1000	adhesive label (arrow)
140	F9304.1880	slotted spring pin DIN 1481-5x20
150	K3100.0017	bearing block

Pos.	Article - No.	Designation
160	K3100.0024	hexagonal head screw DIN 933-M10x25
170	K3100.0155	hexagonal head screw DIN 933-M8x25
180	K3100.0366	parallel pin DIN 6325-10x28
190	K3100.0709	cheese head screw DIN 7984-M8x30
200	K3100.0718	blind rivet 4,8x8
210	K3200.0002	washer DIN 125-A10,5
220	K3200.0104	hexagonal nut DIN 934-M8
230	K3200.0154	shim ring DIN 988-16x22x1,5
240	K3200.0212	washer Iglidur GTM 0815-015
250	K3300.0070	bearing 16/20x16
260	K3300.0094	bearing $\varnothing 20/\varnothing 25 \times 25$
270	K3600.0030	pressure spring D-247C
280	K3700.0160	cone grip -M8
290	K3700.0232	snap in bolt GN 617

19.4 Height adjustment

B0606.0210~0

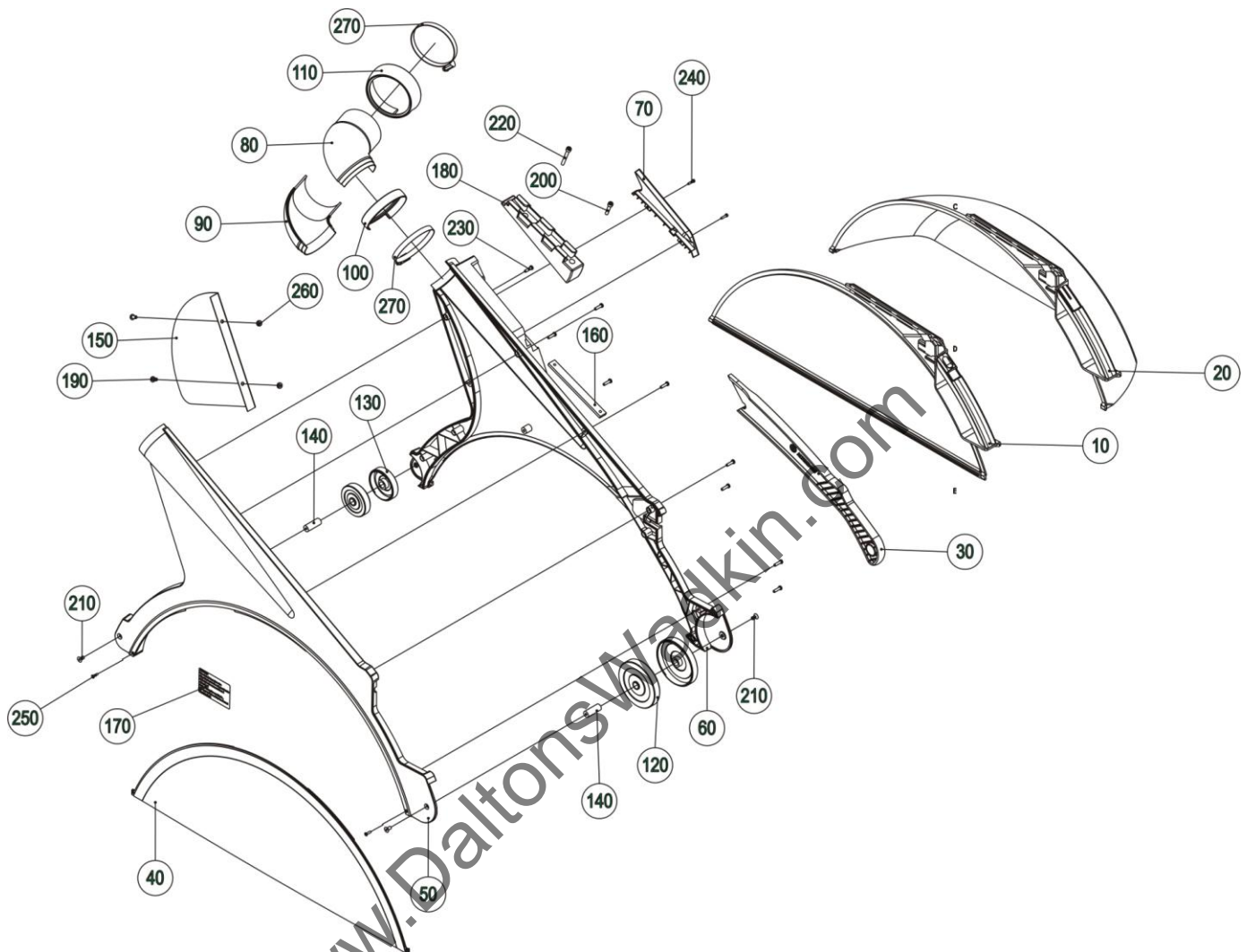


Pos.	Article - No.	Designation
10	B0606.0200	plate -sawblade guard
20	F0606.0550	base plate
30	F0606.0560	support
40	F0606.0570	hood holder
50	F0606.0580	parallel guide
60	F0606.0590	bolt
70	F0606.1170	plate
80	F0606.1220	bolt
90	F3040.0641	bolt
100	K3100.0016	hexagonal head screw DIN933-M10x35
110	K3100.0024	hexagonal head screw DIN 933-M10x25
120	K3100.0040	cheese head screw DIN 912-M6x35
130	K3100.0077	cheese head screw DIN 912-M6x20
140	K3100.0396	counter sunk screw DIN 7991-M10x30
150	K3100.0484	set screw DIN913-M6x35
160	K3100.0851	Ejot Delta PT screw WN5451 40x10

Pos.	Article - No.	Designation
170	K3200.0001	washer DIN 125-A6,4
180	K3200.0018	hexagonal nut DIN 934-M6
190	K3200.0019	washer DIN 440 R11
200	K3200.0022	self locking nut DIN 985-M8
210	K3200.0025	circlip for shaft DIN 471-A8
220	K3200.0063	self locking nut DIN 985-M6
230	K3200.0075	hexagonal nut DIN 936-M12
240	K3200.0081	shim ring DIN 988-8x14x0,5
250	K3200.0277	self locking nut M8
260	K3300.0039	washer $\phi 6 \times \phi 20 \times 1,5$
270	K3300.0117	washer WC10DU
280	K3300.0118	bearing - 8x12x8
290	K3300.0207	bearing $\phi 12 \text{G}7 \times \phi 16 \text{s}7 \times 12 \text{mm}$
300	K3300.0208	bearing $\phi 12 \text{G}7 \times \phi 16 \text{s}7 \times 15 \text{mm}$
310	K3600.0049	disc spring DIN 2093-25/12,2/1,5
320	K3600.0053	gas pressure spring 150mm 150N

19.5 Sawblade guard

B0606.0300-b

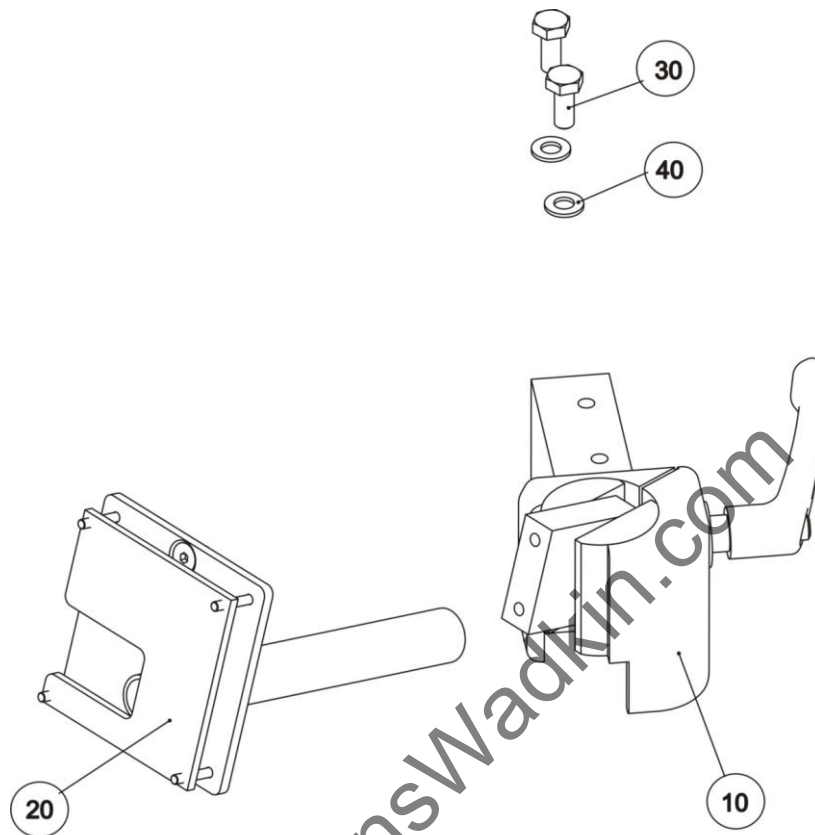


Pos.	Article - No.	Designation
10	B0606.0310	sawblade guard section -90°
20	B0606.0320	sawblade guard section -45°
30	F0606.0800	push stick
40	F0606.0810	sawblade guard section fest
50	F0606.0840	sawblade guard support left
60	F0606.0850	sawblade guard support right
70	F0606.0860	push stick holder
80	F0606.0870	connecting piece -top
90	F0606.0880	connecting piece -bottom
100	F0606.0890	guard ring
110	F0606.0900	tube ring
120	F0606.0910	roller front
130	F0606.0920	SH-RA002 Standard
140	F0606.1070	axis

Pos.	Article - No.	Designation
150	F0606.1200	cover plate
160	F0606.1250	insert 15x5x138
170	F0606.1260	foil (with text)
180	F9514.0561	push stick holder
190	K3100.0002	oval head screw DIN 7380-M5x10
200	K3100.0103	cheese head screw DIN 912-M5x25
210	K3100.0157	counter sunk screw DIN 7991-M5x10
220	K3100.0674	cheese head screw DIN 912-M5x40
230	K3100.0822	Ejot Delta PT screw WN5452 40x15
240	K3100.0823	Ejot Delta PT screw WN5452 30x12
250	K3100.0838	Ejot Delta PT screw WN5454 30x12
260	K3200.0275	insert nut M5
270	K3900.0144	hose clip ø70-90/9

19.6 Hinge for operating panel (complete)

B0606.0151

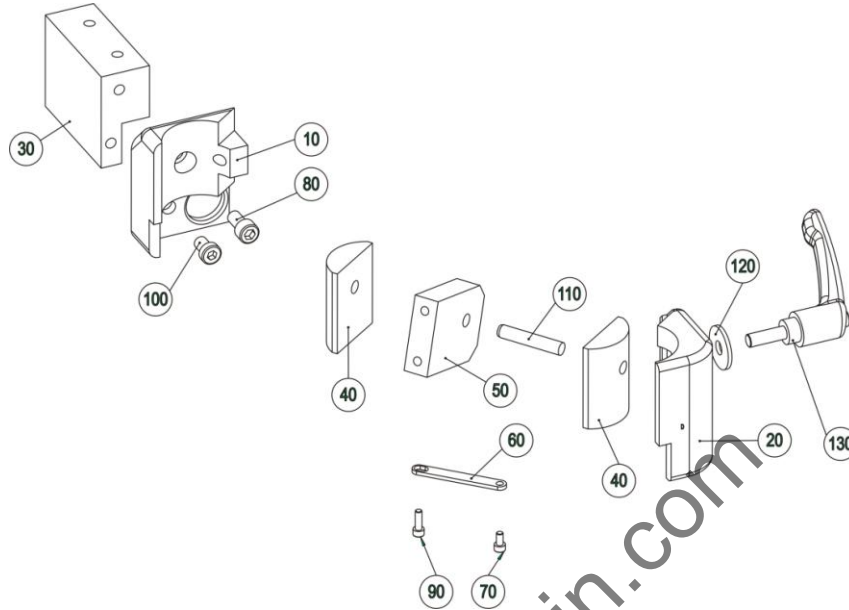


Pos.	Article - No.	Designation
10	B0606.0431	hinge
20	B0606.0435	support
30	K3100.0024	hexagonal head screw DIN 933-M10x25
40	K3200.0002	washer DIN 125-A 10,5

Hinge for operating panel (complete)

19.6.1 Hinge

B0606.0431

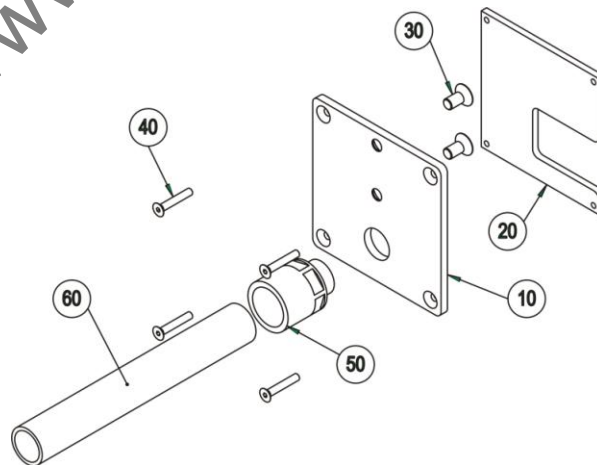


Pos.	Article - No.	Designation
10	F0606.0521	rear clamping piece
20	F0606.0531	front clamping piece
30	F0606.1000	holder
40	F0606.1010	hinge half
50	F0606.1020	vertical hinge
60	F0606.1090	connection piece
70	K3100.0004	cheese head screw DIN 912-M5x10

Pos.	Article - No.	Designation
80	K3100.0126	cheese head screw DIN 912-M10x20
90	K3100.0279	cheese head screw DIN 912-M5x16
100	K3100.0458	cheese head screw DIN 7984 M10x16
110	K3100.0877	parallel pin DIN 6325 10m6 x 55
120	K3200.0019	washer DIN 440 R11
130	K3700.0320	clamping lever M10x30

19.6.2 Support

B0606.0435

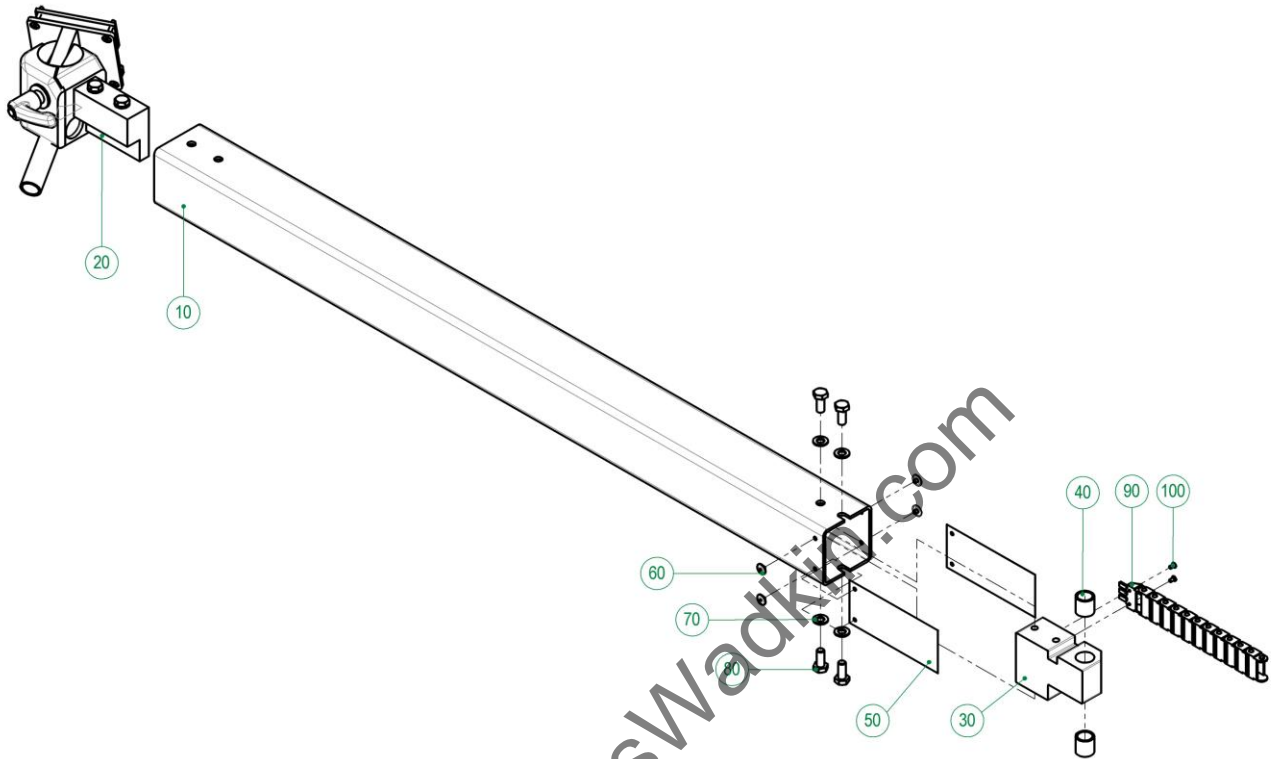


Pos.	Article - No.	Designation
10	F0606.1030	plate
20	F0606.1050	plate
30	K3100.0007	counter sunk screw DIN 7991 M8x16

Pos.	Article - No.	Designation
40	K3100.0131	counter sunk screw DIN 7991-M5x30
50	K6450.0132	screwed cable gland M20
60	K6450.0133	tube Flexa-Rohrflex-PA Pg16

19.7 Swivel arm for operating panel

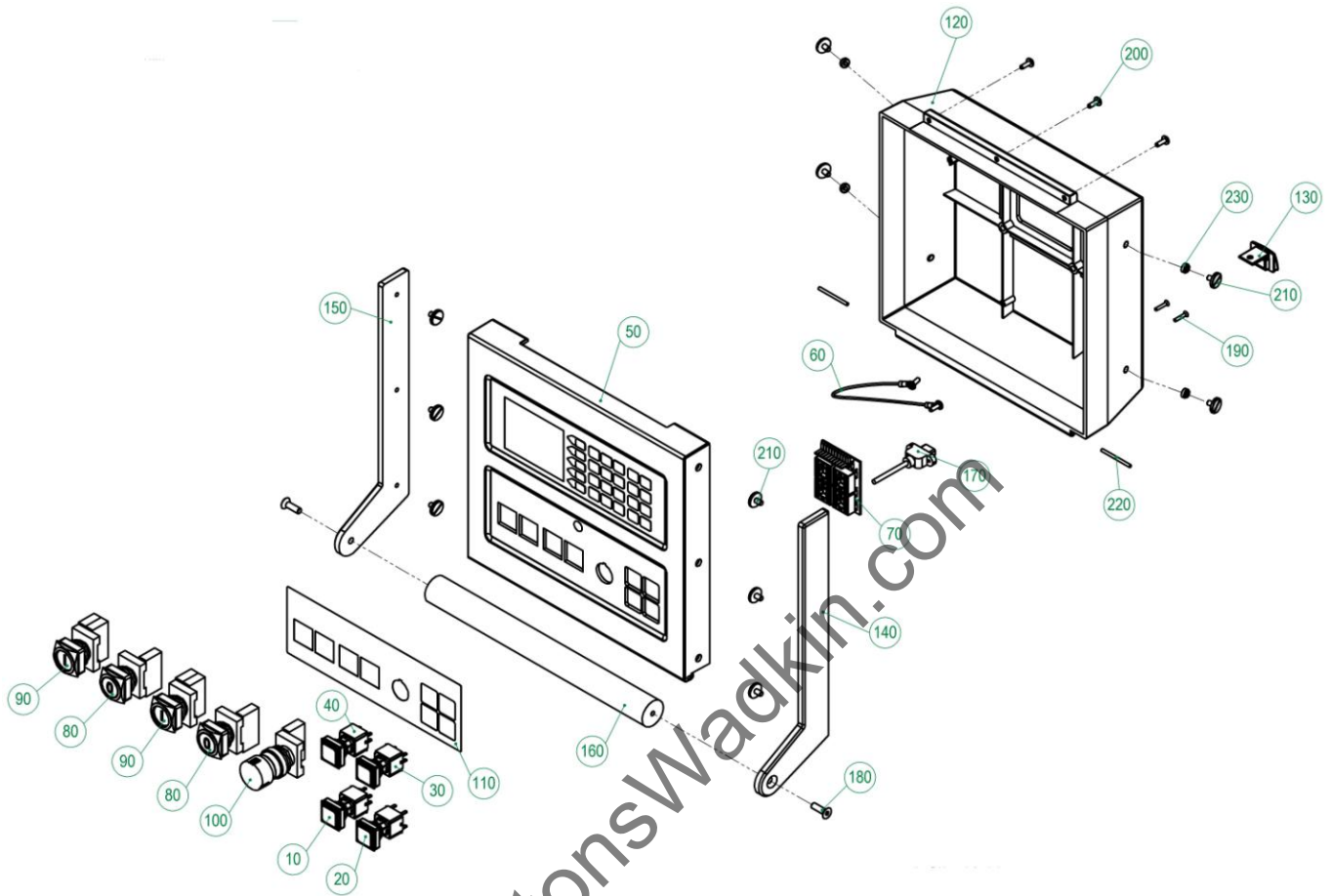
B0606.0170~0



Pos.	Article - No.	Designation
10	F0606.0510	swivel arm operating panel
20	B0606.0150	hinge operating panel
30	F2003.0750	hinge
40	K3300.0094	bearing $\varnothing 20/\varnothing 25 \times 25$
50	F2003.0860	steel strip
60	K3100.0718	blind rivet 4,8x8
70	K3200.0002	washer DIN 125 A10,5
80	K3100.0024	hexagonal head screw DIN 933-M10x25
90	B2003.0026	energy chain
100	K3100.0133	counter sunk screw DIN 965 M4x8

19.8 C-Terminal at eye level

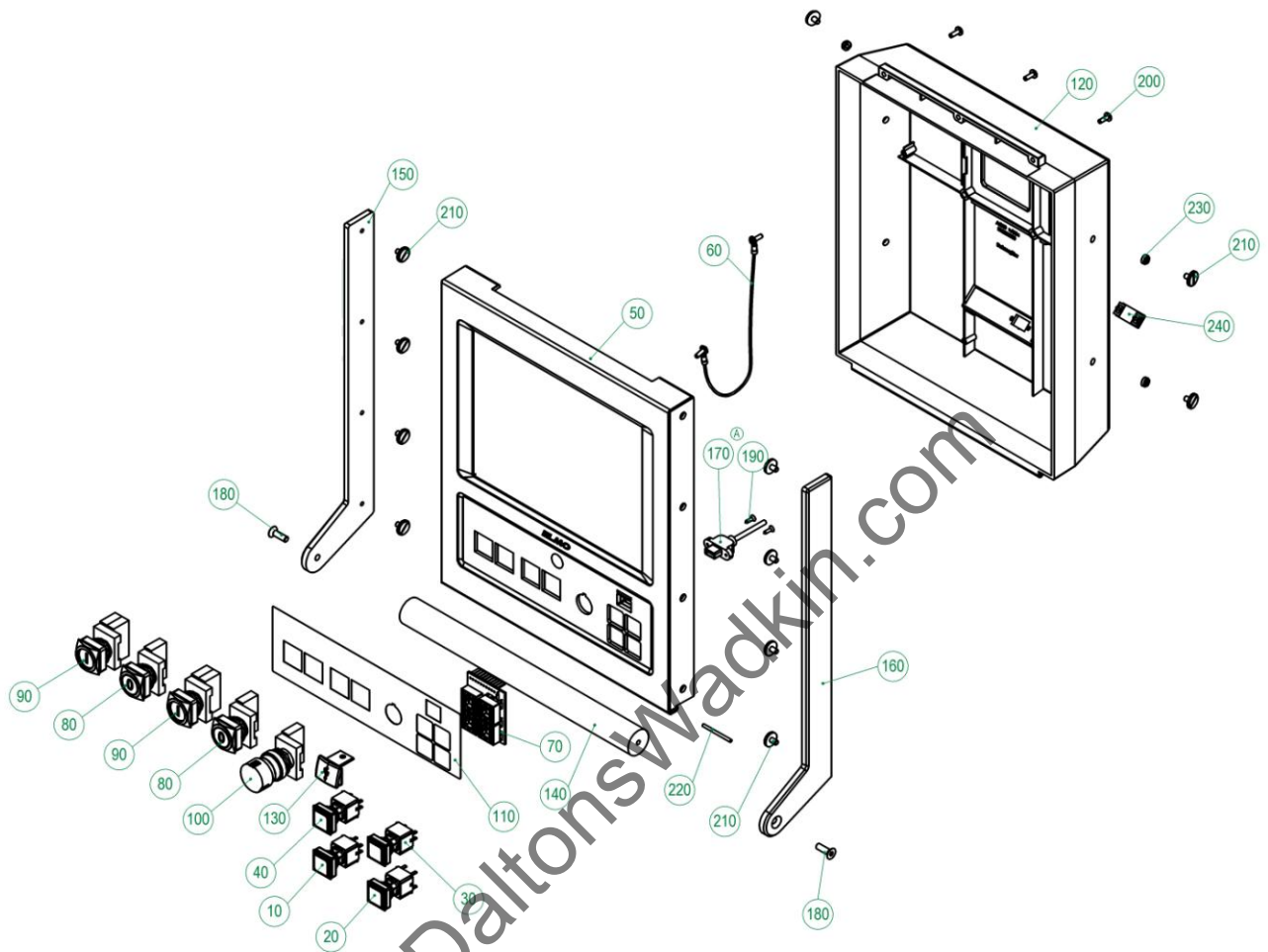
B0605.0222~-a



Pos.	Article - No.	Designation
10	B0399.0126	Start button with lamp
20	B0399.0127	Stop button
30	B0399.0128	+ button
40	B0399.0129	- button
50	B0605.0023	C-Terminal BDO / EPIS MD.2010
60	B0605.0070	holder
70	B0605.0090	printed board
80	B0630.0600	OFF-button
90	B0630.0610	ON-button
100	B0831.0630	EMERGENCY-STOP button
110	F0604.0540	foil
120	F0605.0560	housing
130	F0605.0600	USB cover
140	F0605.0610	side frame -right
150	F0605.0620	side frame -left
160	F0605.0630	grfrom bar
170	F6410.0510	USB-cable
180	K3100.0152	counter sunk screw DIN 7991-M6x20
190	K3100.0397	counter sunk screw M3x16
200	K3100.0804	Ejot Delta PT screw WN5451 40x12
210	K3100.0835	pan head screw DIN 921-M5x8
220	K3100.0839	parallel pin DIN 7 3m6x40
230	K3200.0275	insert nut M5

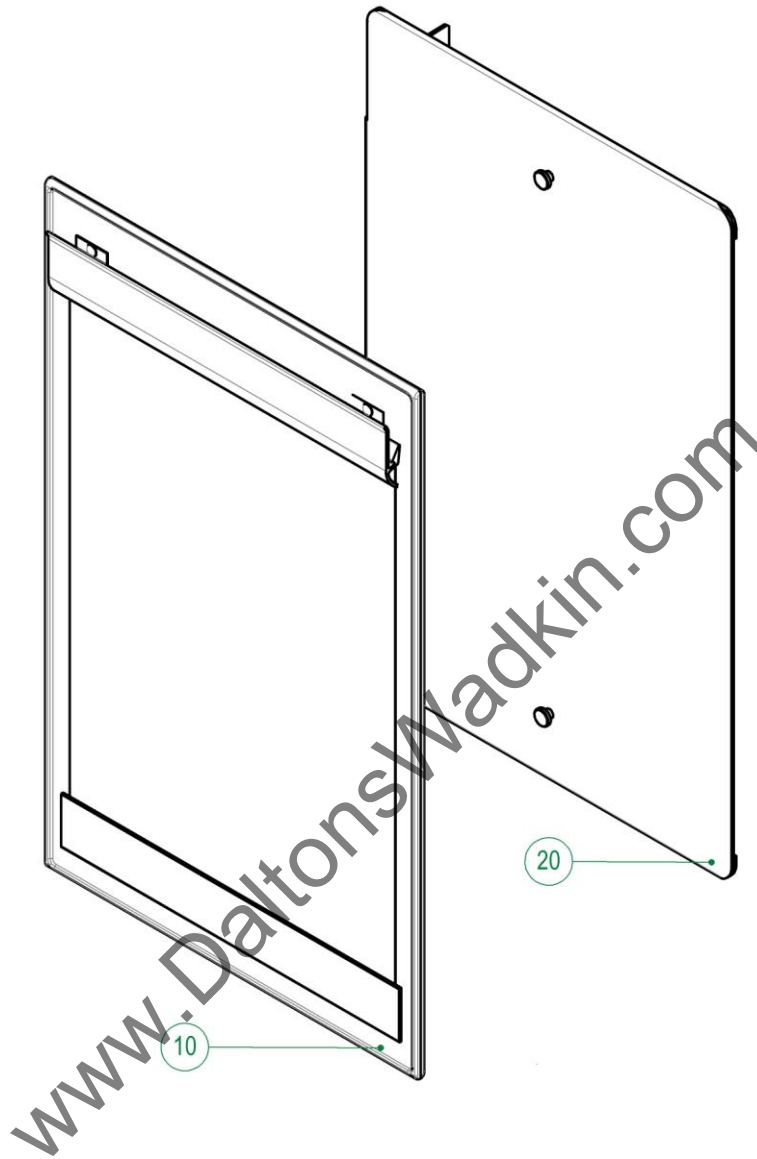
19.9 P-Terminal at eye level

B0605.0231~b



Pos.	Article - No.	Designation
10	B0399.0126	Start button with lamp.
20	B0399.0127	Stop button .
30	B0399.0128	+ button
40	B0399.0129	- button
50	B0605.0032	P-Terminal / EPIS MD.2010
60	B0605.0070	holder
70	B0605.0091	printed board
80	B0630.0600	OFF-button F45 sliding table KPL.
90	B0630.0610	ON-button
100	B0831.0630	EMERGENCY-STOP-button
110	F0604.0531	foil
120	F0605.0580	housing P-Terminal
130	F0605.0600	USB cover
140	F0605.0631	grfrom bar
150	F0605.0640	side frame -left P-terminal
160	F0605.0650	side frame -right P-Terminal
170	F6410.0510	USB-cable C-Terminal F45 Mod. 2006
180	K3100.0152	counter sunk screw DIN 7991-M6x20
190	K3100.0637	counter sunk screw 3x12
200	K3100.0804	Ejot Delta PT screw WN5451 40x12
210	K3100.0835	pan head screw DIN 921-M5x8
220	K3100.0839	parallel pin DIN 7 3m6x40
230	K3200.0275	insert nut M5
240	K6420.0472	cap D-SUB (9-pol.)

19.10 Copy holder
B0605.0250~0

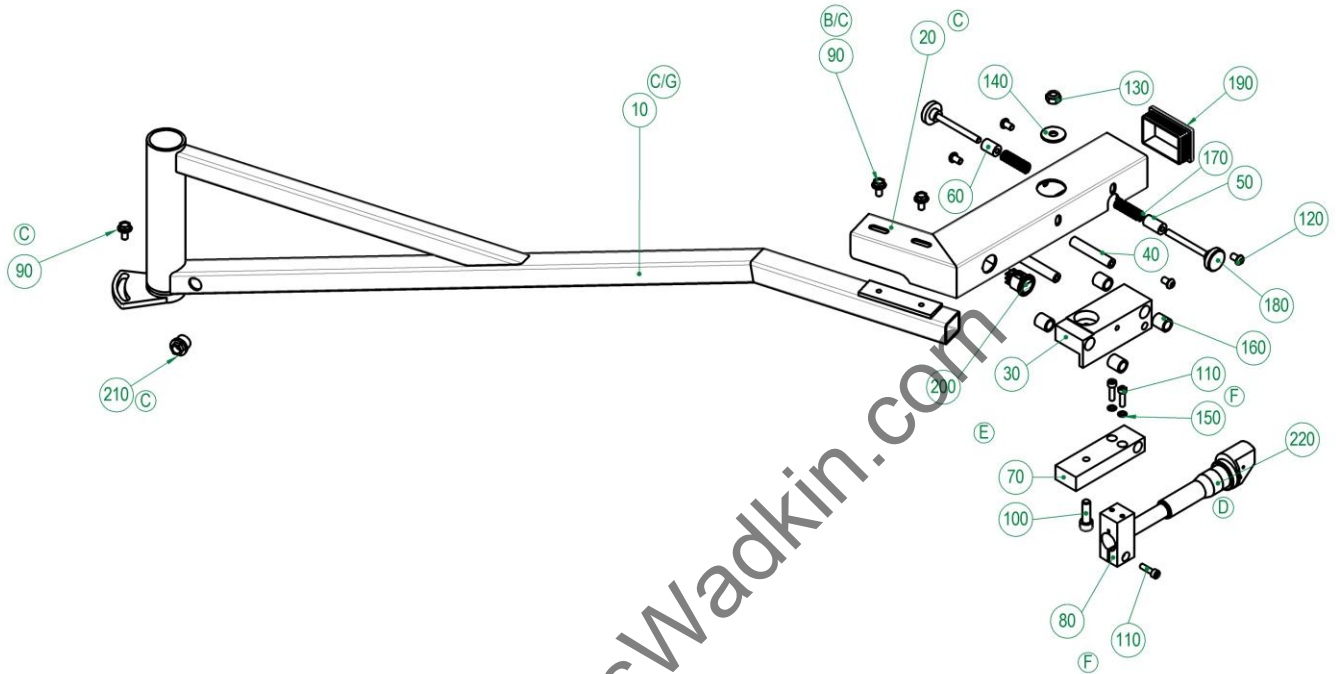


Pos.	Article - No.	Designation
10	B0605.0050	plate
20	B0605.0240	console

20 Laser

20.1 Laser mount

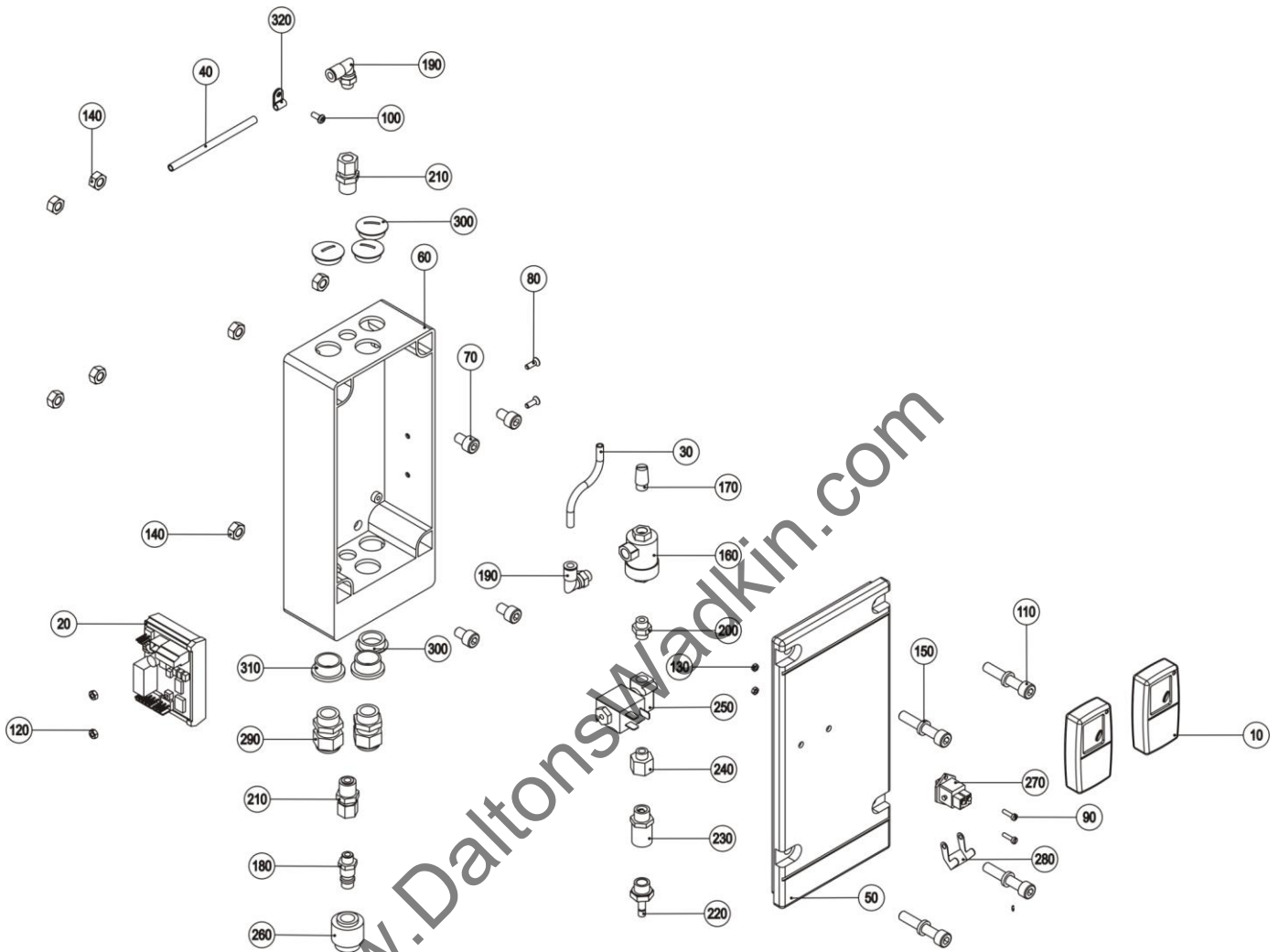
B0614.0000~g



Pos.	Article - No.	Designation
10	B0614.0070	holder
20	B0614.0075	support laser
30	F0104.0530	guide
40	F0104.0540	bolt
50	F0104.0560	distance bush
60	F0104.0570	distance bush
70	F0614.0590	rotation point
80	F0614.0690	holder laser
90	K3100.0070	self locking screw M6x12
100	K3100.0080	cheese head screw DIN 912 M8x25
110	K3100.0099	cheese head screw DIN 912-M5x18
120	K3100.0353	oval head screw DIN 7380-M6x10
130	K3200.0022	self locking nut DIN 985-M8
140	K3200.0061	washer DIN 9021 8,4
150	K3200.0175	self locked washer DIN 88120-S5
160	K3300.0102	bearing 10/14x15
170	K3600.0034	pressure spring 1,4x9,6x36x9,5
180	K3700.0018	knurled head screw DIN 464-M6x60
190	K3700.0234	square plug
200	K6320.0001	rocker switch WIP14A04
210	K6450.0046	grommet PG9
220	K6860.0011	Laser LDM/VA2025-635-17

20.2 Interface with pneumatic quick-action clamp

B0612.0005_a



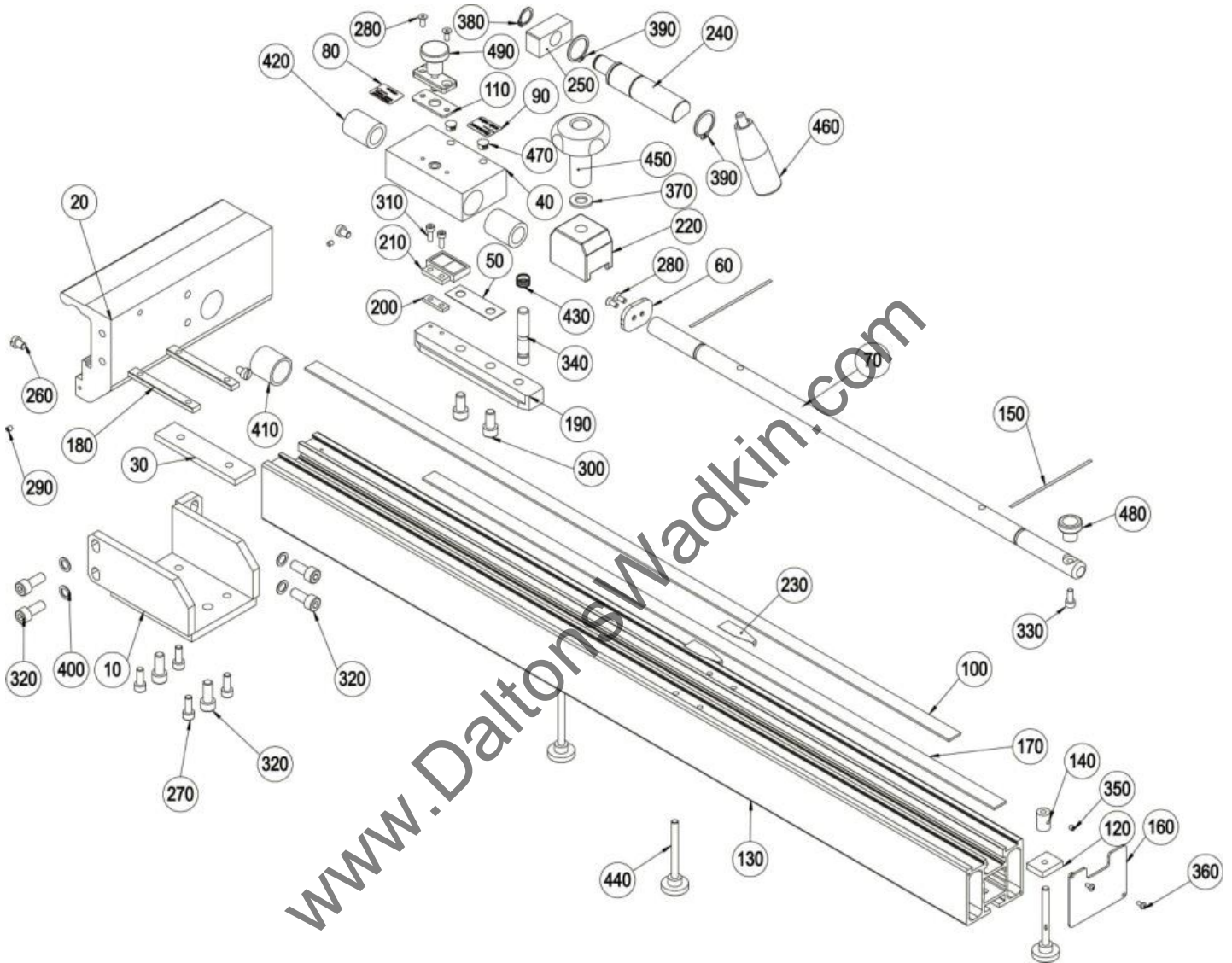
Pos.	Article - No.	Designation
10	B0635.0010	remote control 2,4GHZ
20	B0635.0040	receiver 2,4GHZ
30	F0618.0550	pa hose PA6/4
40	F0618.0560	pa hose 2000lg.
50	F2005.0630	cover
60	F9801.0631	housing
70	K3100.0047	cheese head screw DIN 912-M8x12
80	K3100.0180	counter sunk screw DIN 965-M4x12
90	K3100.0214	cheese head screw DIN 84-M3x12
100	K3100.0352	oval head screw DIN 7380-M4x10
110	K3100.0447	cheese head screw DIN 912-M8x45
120	K3200.0030	hexagonal nut DIN 934-M4
130	K3200.0047	hexagonal nut DIN 934-M3
140	K3200.0104	hexagonal nut DIN 934-M8
150	K3200.0110	clamping washer 15-1-8 39462
160	K3900.0123	quick air valve SEV-1/8

Pos.	Article - No.	Designation
170	K3900.0128	noise absorber SD1 1/8
180	K3900.0130	plug nipple
190	K3900.0133	elbow screw fitting G1/8, ø6
200	K3900.0137	double nipple D-1/8-1/8 MSV
210	K3900.0151	bulkhead fitting MSV-6-1/8-SO
220	K3900.0152	connector MST-6-1/4
230	K3900.0153	DRV-13i/13a pressure control valve
240	K3900.0155	double nipple in/out DAI-1/8-1/4
250	K3900.0156	3/2 magnetic valve
260	K3900.0159	coupler KT7-9
270	K6420.0121	panel jack STAKEI 200
280	K6420.0128	circlip STASI 2
290	K6450.0008	cable gland PG11
300	K6450.0022	screw plug PG16
310	K6450.0030	reduction PG16/PG11
320	K6540.0005	clip M4 D=5mm

21 Rip fence left (PALIN)

21.1 PALIN Standard

B0697.0000

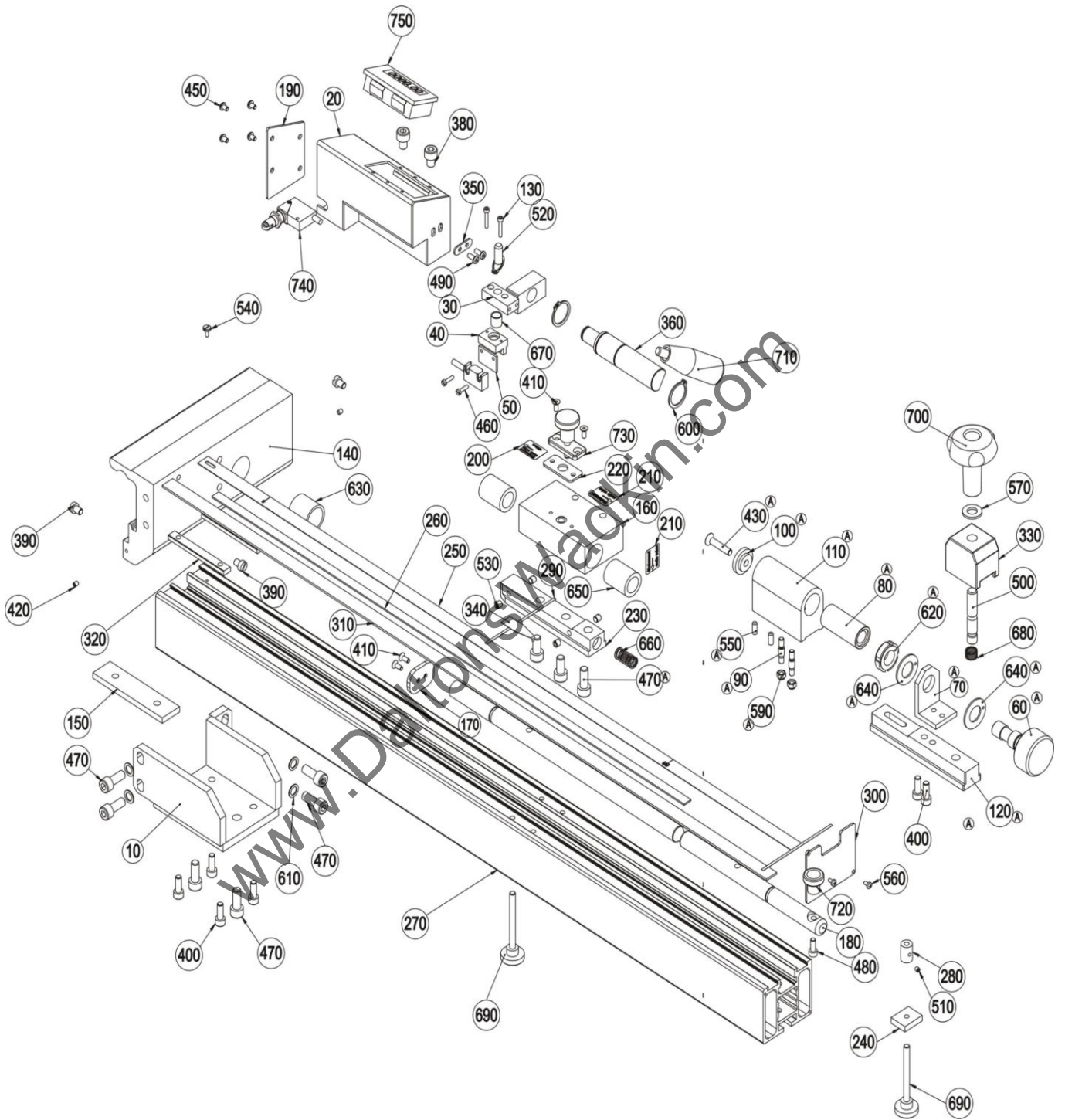


Pos.	Article - No.	Designation
10	B0697.0055	profile halter
20	F0697.1001	clamping profile
30	F0697.1006	insert
40	F0697.1010	guide piece
50	F0697.1015	plate
60	F0697.1035	stop round bar
70	F0697.1055	foil scale value +300
80	F0697.1056	foil scale value
90	F0697.1060	measuring rule 80 - 800 / 3 - 31,5 Zoll
100	F0697.1075	distance plate
110	F0697.1085	insert
120	F0697.1115	profile e PALIN & PALIN_D
130	F0697.1125	distance bush
140	F0697.1130	marking line
150	F0697.1140	cover

PALIN Standard

Pos.	Article - No.	Designation
160	F0697.1151	rail with adhesive label Altendorf
170	F0697.1160	insert
180	F3010.0602	guide rail
190	F3010.0770	distance plate
200	F8811.0510	magnifying glass
210	F9605.0601	clamping piece 38x33x45
220	F9605.0840	angle bracket
230	F9702.0540	eccentric shaft
240	F9702.0590	clamping piece
250	K3100.0042	cheese head screw DIN 84 M6x8
260	K3100.0043	cheese head screw DIN 912-M6x16
270	K3100.0067	counter sunk screw DIN 7991-M4x10
280	K3100.0074	set screw M4x5 DIN913
290	K3100.0085	cheese head screw DIN 912-M8x16
300	K3100.0156	cheese head screw DIN 912-M4x12
310	K3100.0234	cheese head screw DIN 912 M8x20
320	K3100.0238	cheese head screw DIN 912-M5x12
330	K3100.0476	set screw M10x45
340	K3100.0524	set screw M4x4 - DIN 916
350	K3100.0887	screw M3x6 (Kopf DIN7985)
360	K3200.0002	washer DIN 125 A10,5
370	K3200.0014	circlip for shaft DIN471-14x1
380	K3200.0156	circlip for shaft DIN 471 - 22 x 1.2
390	K3200.0177	locking washer S8
400	K3300.0051	bearing
410	K3300.0850	ball type nipple R065821640
420	K3600.0015	pressure spring 12x0,8x36
430	K3700.0018	knurled head screw DIN 464-M6x60
440	K3700.0147	star grip nut D=50, H=62
450	K3700.0160	cone grip -M8
460	K3700.0195	mini cover cap
470	K3700.0406	knob GN676.5-21-M5-B
480	K3700.0411	snap in bolt GN 608-6-14
490	F0697.1012	distance plate

21.2 PALIN D (with digital display) B0697.0005-a



PALIN D (with digital display)

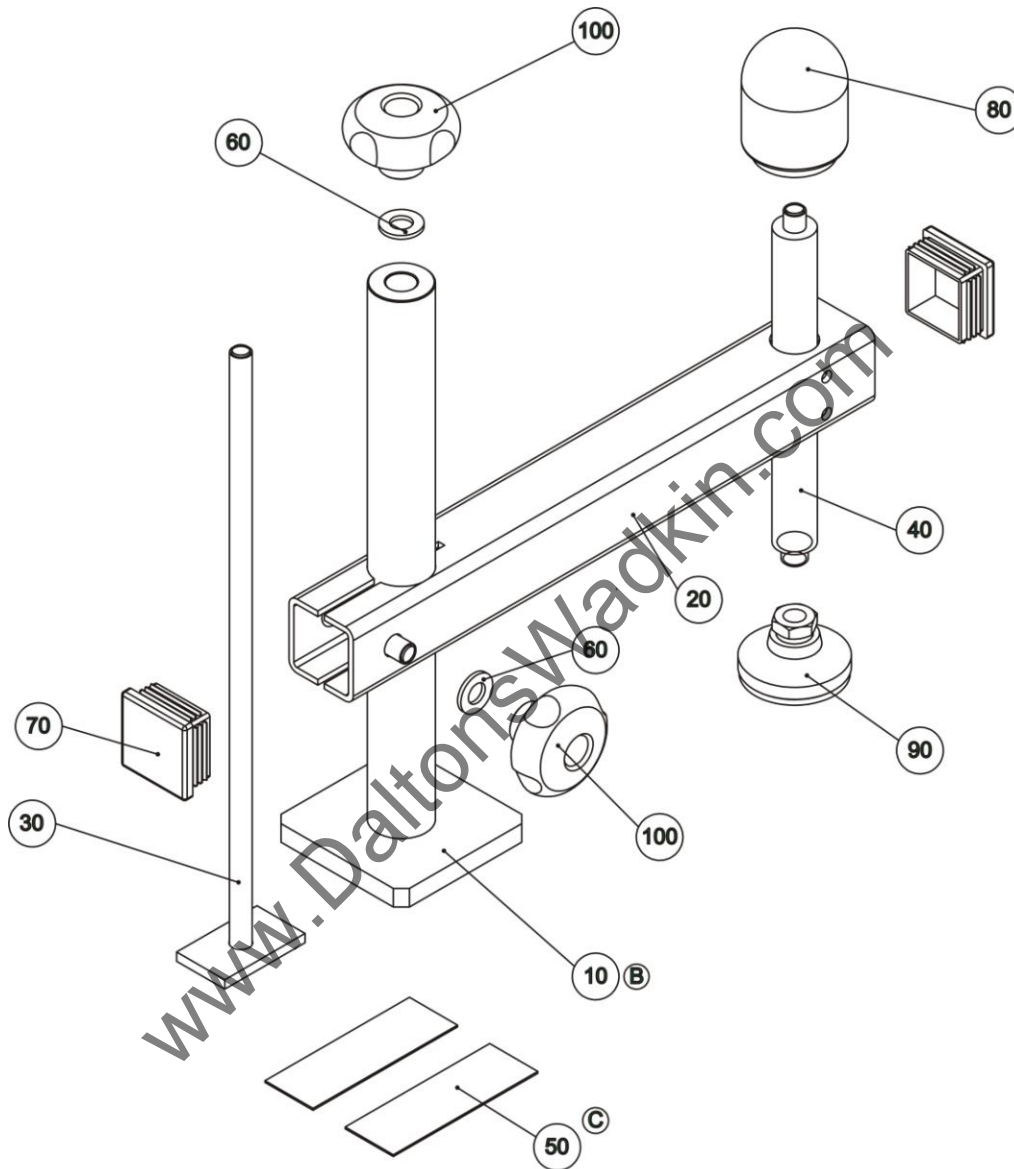
Pos.	Article - No.	Designation
10	B0697.0055	profile holder
20	B0697.0065	housing Palin_D
30	F0210.2200	holder
40	F0210.2211	holder reading head
50	F0210.2250	plate
60	F0697.0520	spindle f. fine adjustment
70	F0697.0530	angle bracket for spindle
80	F0697.0540	tube
90	F0697.0550	stud
100	F0697.0560	washer
110	F0697.0570	bearing block
120	F0697.0580	clamping rail
130	F0697.0697	cheese head screw M3x18 DIN912
140	F0697.1001	clamping profile
150	F0697.1006	insert
160	F0697.1010	guide piece
170	F0697.1015	plate
180	F0697.1030	stop round bar Palin_D
190	F0697.1040	Designation
200	F0697.1055	cover right
210	F0697.1056	foil scale value +300
220	F0697.1075	foil scale value
230	F0697.1081	distance plate
240	F0697.1085	guide rail
250	F0697.1090	insert
260	F0697.1095	measuring rule
270	F0697.1115	magnetic strip
280	F0697.1125	profile PALIN & PALIN_D
290	F0697.1130	distance bush
300	F0697.1140	marking line
310	F0697.1150	cover
320	F0697.1160	rail with adhesive label Altendorf
330	F9605.0601	insert
340	F9605.0840	clamping piece 38x33x45
350	F9606.1000	angle bracket
360	F9702.0540	plate
370	F9702.0590	eccentric shaft
380	K3100.0037	clamping piece
390	K3100.0042	cheese head screw DIN 912 M8x10

Pos.	Article - No.	Designation
400	K3100.0043	cheese head screw DIN 84 M6x8
410	K3100.0067	cheese head screw DIN 912-M6x16
420	K3100.0074	counter sunk screw DIN 7991-M4x10
430	K3100.0082	set screw M4x5 DIN913
440	K3100.0085	counter sunk screw DIN 7991 M6x30
450	K3100.0213	cheese head screw DIN 912-M8x16
460	K3100.0214	oval head screw ISO 7380 M4x6
470	K3100.0234	cheese head screw DIN 84 M3x12
480	K3100.0238	cheese head screw DIN 912 M8x20
490	K3100.0352	cheese head screw DIN 912-M5x12
500	K3100.0476	oval head screw DIN 7380-M4x10
510	K3100.0524	set screw M10x45
520	K3100.0544	set screw M4x4 - DIN 916
530	K3100.0610	parallel pin DIN 6325 8m6x20
540	K3100.0752	set screw DIN 551-M6x6
550	K3100.0754	pan head screw DIN921-M3x8
560	K3100.0887	set screw DIN 913-M5x12
570	K3200.0002	screw M3x6
580	K3200.0014	washer DIN 125 A10,5
590	K3200.0105	circlip for shaft DIN471-14x1
600	K3200.0156	self locking nut DIN985-M5
610	K3200.0177	circlip for shaft DIN 471 - 22 x 1.2
620	K3200.0286	self locked washerS8
630	K3300.0051	self locking nut GUA M16x1
640	K3300.0079	bearing
650	K3300.0850	DU- washer -WC14DU
660	K3600.0001	ball type nipple R065821640
670	K3600.0002	pressure spring D-192
680	K3600.0015	pressure spring DF1
690	K3700.0018	pressure spring 12x0,8x36
700	K3700.0147	knurled head screw DIN 464-M6x60
710	K3700.0160	star grip nut D=50, H=62
720	K3700.0406	cone grip -M8
730	K3700.0411	Nirosta knob GN676.5-21-M5-B
740	K6330.0031	snap in bolt GN 608-6-14
750	K6720.0111	liwith switch

22 Clamping devices

22.1 Manual quick-action clamp

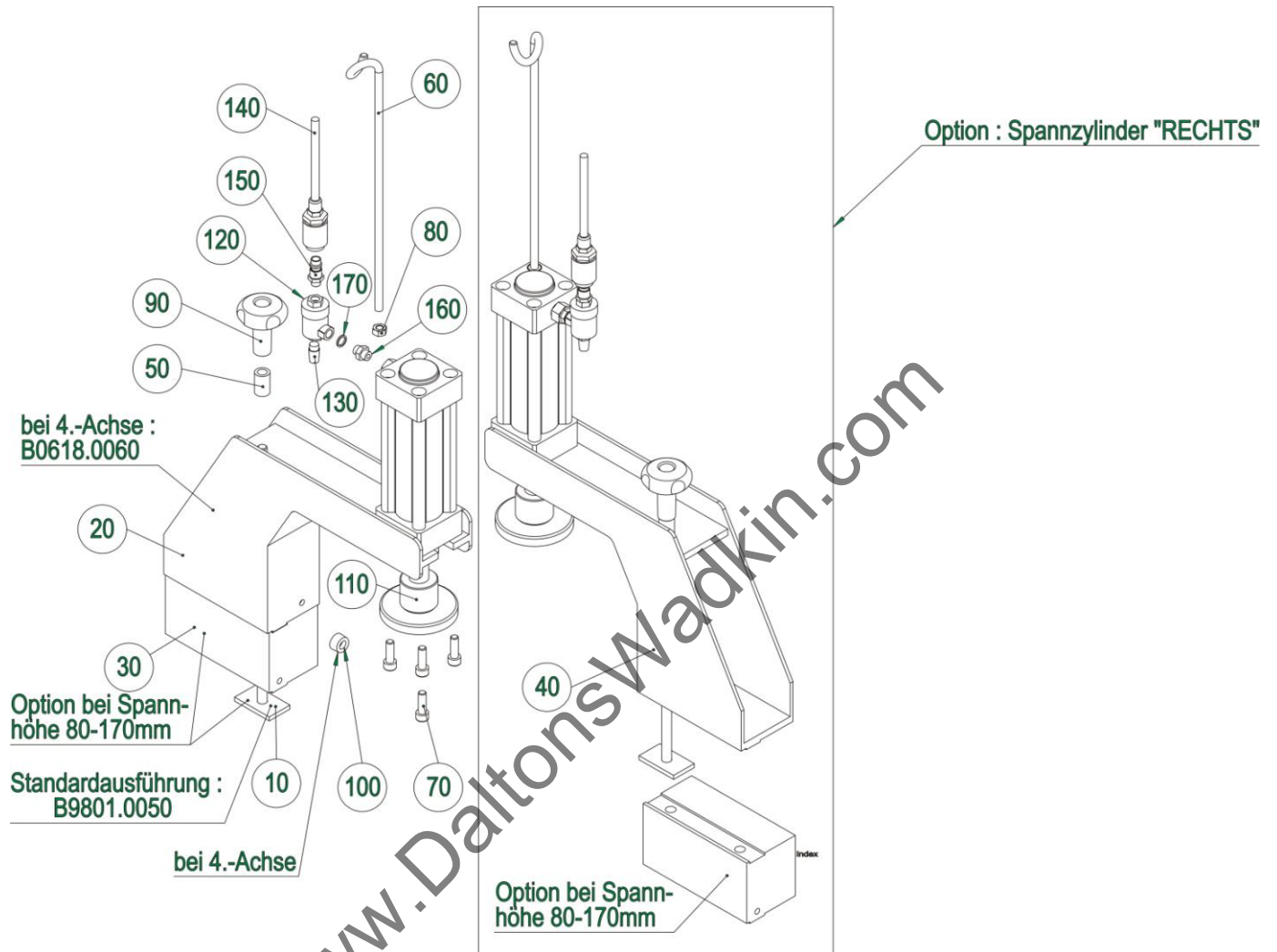
B0402.0000~~c



Pos.	Article - No.	Designation
10	B0402.0051	support stand
20	B0402.0060	support tube
30	B9801.0051	clamping screw (170 Spannh.)
40	F0402.0560	spindle Tr20x4
50	F0402.0570	PVC protection
60	K3200.0002	washer DIN 125 A10,5
70	K3700.0115	square plug 40x40x3
80	K3700.0238	grip
90	K3700.0301	hinge foot GN343.3-50-M12-G
100	K3700.0302	star grip nut 730-50-M10

22.2 Electropneumatic quick-action clamp

B0618.0600



Pos.	Article - No..	Designation
10	B9801.0051	clamping screw (170 Spann.)
20	F9801.0522	cylinder bearing seat left
30	F9801.0523	support (Spannhöhe bis 170mm)
40	F9801.0525	cylinder bearing seat right
50	F9801.0610	distance tube
60	F9801.0670	hose guide
70	K3100.0080	cheese head screw DIN 912-M8x25
80	K3200.0104	hexagonal nut DIN 934-M8
90	K3700.0147	star grip nut D=50, H=62
100	K3700.0390	buffer ø18x11
110	K3900.0122	pneumatic cylinder EW/D=50 Hub=100mm
120	K3900.0123	high-velocity vent valve SEV-1/8
130	K3900.0128	sound absorber SD1 1/8
140	K3900.0129	spiral coiled tube
150	K3900.0130	plug nipple
160	K3900.0137	double nipple D-1/8-1/8 MSV
170	K3900.0142	seal ring 1/8 PVC weiß

www.DaltonsWadkin.com